

---

# ATTACHMENTS

---

**Community and Corporate Services Committee**

**Tuesday 12 September 2023**

6.00pm

Council Chambers

COMMUNITY & CORPORATE SERVICES COMMITTEE  
ATTACHMENTS – 12/09/2023

**TABLE OF CONTENTS**

<b>Report No.</b>	<b>Description</b>	<b>Page No.</b>
CCS560	FINANCIAL ACTIVITY STATEMENT – JULY 2023	1
CCS561	LIST OF ACCOUNTS FOR PAYMENT	12
CCS562	DELEGATED AUTHORITY REPORTS – 16 JULY 2023 TO 15 AUGUST 2023	39
CCS563	ADOPTION OF THE BUDGET REVIEW FOR THE PERIOD ENDING -31 JULY 2023	46
CCS564:	ENVIRONMENTAL AND SOCIAL IMPACT OF THE INVESTMENT OF SURPLUS FUNDS POLICY	57



**CITY OF ALBANY**  
**MONTHLY FINANCIAL REPORT**  
(Containing the Statement of Financial Activity)  
**FOR THE PERIOD ENDED 31 JULY 2023**

**LOCAL GOVERNMENT ACT 1995**  
**LOCAL GOVERNMENT (FINANCIAL MANAGEMENT) REGULATIONS 1996**

**TABLE OF CONTENTS**

Compilation Report

Statement of Financial Activity by Nature Classifications

Statement of Financial Position

Basis of Preparation

Note 1 Explanation of Material Variances

Note 2 Net Current Funding Position

Note 3 Cash Investments

Note 4 Receivables

**CITY OF ALBANY  
COMPILATION REPORT  
FOR THE PERIOD ENDED 31 JULY 2023**

**Report Purpose**

This report is prepared to meet the requirements of Local Government (Financial Management) Regulations 1996, Regulations 34 and 35.

**Overview**

The opening Surplus position carried forward from FY22/23 is subject to audit.  
No other significant matters are noted.

**Statement Of Financial Activity by Nature Classifications**

Shows a closing surplus for the period ended 31 July 2023 of \$53,327,813.

Note: The Statements and accompanying notes are prepared based on all transactions recorded at the time of preparation and may vary.

**Preparation**

Prepared by: P. Martin  
*Financial Services Coordinator*

Reviewed by: S. Van Nierop  
*Manager Finance*

Date prepared: 25-Aug-2023

**CITY OF ALBANY**  
**STATEMENT OF FINANCIAL ACTIVITY**  
**BY NATURE CLASSIFICATIONS**  
**FOR THE PERIOD ENDED 31 JULY 2023**

	Ref Note	Original Annual Budget	Revised Annual Budget	YTD Budget (a)	YTD Actual (b)	Var. \$ (b)-(a)	Var. % (b)-(a) /(a)	Var.
		\$	\$	\$	\$	\$	%	
<b>OPERATING ACTIVITIES</b>								
<b>Revenue from operating activities</b>								
Rates		44,305,190	44,305,190	43,990,190	43,905,915	(84,275)	(0%)	
Operating grants, subsidies and contributions		11,261,837	11,261,837	597,754	630,981	33,227	6%	
Fees and charges		21,086,786	21,086,786	2,963,679	3,023,981	60,302	2%	
Profit on asset disposal		240,714	240,714	3,392	-	(3,392)	(100%)	
Interest Earnings		2,444,106	2,444,106	170,698	247,105	76,407	45%	
Other Revenue		180,000	180,000	6,414	3,329	(3,085)	(48%)	
		79,518,633	79,518,633	47,732,127	47,811,312			
<b>Expenditure from operating activities</b>								
Employee costs		(32,672,645)	(32,672,645)	(2,527,455)	(1,981,734)	545,721	(22%)	▼
Materials and contracts		(29,728,256)	(29,728,256)	(1,618,001)	(1,161,098)	456,903	(28%)	▼
Utility charges		(1,844,438)	(1,844,438)	(80,229)	(86,509)	(6,280)	8%	
Depreciation on non-current assets		(18,328,835)	(18,328,835)	(1,641,116)	(1,664,716)	(23,600)	1%	
Finance costs		(428,177)	(428,177)	(1,082)	(1,827)	(745)	69%	
Insurance expenses		(922,590)	(922,590)	(88,470)	(73,807)	14,663	(17%)	
Loss on asset disposal		(790,336)	(790,336)	-	-	-		
Other expenditure		(3,212,291)	(3,212,291)	(321,806)	(222,018)	99,788	(31%)	
		(87,927,568)	(87,927,568)	(6,278,159)	(5,191,709)			
<b>Non-cash amounts excluded from operating activities</b>								
Add: Depreciation on assets		18,328,835	18,328,835	1,641,116	1,664,716	23,600	1%	
Add: Loss on disposal of assets		790,336	790,336	-	-	-		
Less: Profit of disposal of assets		(240,714)	(240,714)	(3,392)	-	3,392	(100%)	
Add: Implicit Interest		185,198	185,198	1,082	1,377	295	27%	
		19,063,655	19,063,655	1,638,806	1,666,094			
<b>Amount attributable to operating activities</b>		10,654,720	10,654,720	43,092,774	44,285,697			
<b>INVESTING ACTIVITIES</b>								
Non-operating grants, subsidies and contributions		24,579,122	24,579,122	96,527	133,100	36,573	38%	
Proceeds from disposal of assets		1,526,600	1,526,600	150,000	151,618	1,618	1%	
Purchase of property, plant and equipment	5	(13,433,359)	(13,433,359)	(987,227)	(970,693)	16,533	(2%)	
Purchase and construction of infrastructure	5	(39,005,951)	(39,005,951)	(198,072)	(124,298)	73,774	(37%)	
<b>Amount attributable to investing activities</b>		(26,333,588)	(26,333,588)	(938,772)	(810,273)			
<b>FINANCING ACTIVITIES</b>								
Repayment of borrowings		(1,649,137)	(1,649,137)	-	-	-		
Proceeds from borrowings		1,495,000	1,495,000	-	-	-		
Proceeds from self-supporting loans		14,611	14,611	-	-	-		
Payments for principal portion of lease liabilities		(193,101)	(193,101)	(16,085)	(15,224)	861	(5%)	
Transfers to reserves (restricted assets)		(19,585,548)	(19,585,548)	-	-	-		
Transfers from reserves (restricted assets)		31,102,861	31,102,861	5,502,259	5,761,712	259,453	5%	▲
<b>Amount attributable to financing activities</b>		11,184,686	11,184,686	5,486,174	5,746,488			
<b>Surplus/(Deficit) for current financial year</b>		(4,494,182)	(4,494,182)	47,640,176	49,221,912			
Surplus/(Deficit) at start of financial year		4,494,182	4,494,182	4,494,182	4,105,900	(388,282)	(9%)	▼
<b>Surplus/(Deficit): closing funding position</b>		-	-	52,134,358	53,327,813			

**CITY OF ALBANY**  
**STATEMENT OF FINANCIAL POSITION**  
**FOR THE PERIOD ENDED 31 JULY 2023**

	Ref Note	31 July 2023	30 June 2023
		\$	\$
<b>CURRENT ASSETS</b>			
Cash and cash equivalents	3	61,173,178	64,709,943
Trade and other receivables		58,385,677	3,635,032
Other financial assets	2	14,611	14,611
Inventories	2	1,361,435	1,344,944
Other assets		2,548,683	2,365,598
<b>TOTAL CURRENT ASSETS</b>		<b>123,483,584</b>	<b>72,070,128</b>
<b>NON-CURRENT ASSETS</b>			
Trade and other receivables		1,663,889	1,663,889
Other financial assets		311,503	311,503
Property, plant and equipment		170,282,956	169,802,599
Infrastructure		424,656,651	425,656,458
Right-of-use assets		710,835	726,247
Intangible assets		3,625,287	3,660,151
<b>TOTAL NON-CURRENT ASSETS</b>		<b>601,251,122</b>	<b>601,820,847</b>
<b>TOTAL ASSETS</b>		<b>724,734,705</b>	<b>673,890,975</b>
<b>CURRENT LIABILITIES</b>			
Trade and other payables		17,084,798	9,098,202
Contract liabilities		3,021,692	2,967,929
Lease liabilities		177,932	193,207
Borrowings		1,522,654	1,522,656
Employee related provisions		6,428,101	6,513,774
Other provisions		208,501	208,501
<b>TOTAL CURRENT LIABILITIES</b>		<b>28,443,678</b>	<b>20,504,269</b>
<b>NON-CURRENT LIABILITIES</b>			
Other liabilities		850,531	850,531
Lease liabilities		656,161	656,161
Borrowings		3,867,934	3,867,934
Employee related provisions		629,810	629,810
Other provisions		9,359,114	9,359,114
<b>TOTAL NON-CURRENT LIABILITIES</b>		<b>15,363,550</b>	<b>15,363,550</b>
<b>TOTAL LIABILITIES</b>		<b>43,807,228</b>	<b>35,867,819</b>
<b>NET ASSETS</b>		<b>680,927,477</b>	<b>638,023,156</b>
<b>EQUITY</b>			
Retained surplus		374,856,406	331,952,085
Reserve accounts		48,916,808	48,916,808
Revaluation surplus		257,154,263	257,154,263
<b>TOTAL EQUITY</b>		<b>680,927,477</b>	<b>638,023,156</b>

# CITY OF ALBANY

## NOTES TO THE STATEMENT OF FINANCIAL ACTIVITY

### FOR THE PERIOD ENDED 31 JULY 2023

## BASIS OF PREPARATION

### BASIS OF PREPARATION

The City has reclassified a small number of accounts for comparative purposes. The impact of these reclassifications are considered minor and immaterial and have been made to improve the reporting alignment of the monthly financial report and the annual financial statements.

### REPORT PURPOSE

This report is prepared to meet the requirements of *Local Government (Financial Management) Regulations 1996, Regulation 34 and 35*. Note: The statements and accompanying notes are prepared based on all transactions recorded at the time of preparation and may vary due to transactions being processed for the reporting period after the date of preparation.

### BASIS OF ACCOUNTING

This statement comprises a special purpose financial report which has been prepared in accordance with Australian Accounting Standards (as they apply to local governments and not-for-profit entities) and Interpretations of the Australian Accounting Standards Board, and the *Local Government Act 1995* and accompanying regulations.

The *Local Government (Financial Management) Regulations 1996* take precedence over Australian Accounting Standards. Regulation 16 prohibits a local government from recognising as assets Crown land that is a public thoroughfare, such as land under roads, and land not owned by but under the control or management of the local government, unless it is a golf course, showground, racecourse or recreational facility of State or regional significance. Consequently, some assets, including land under roads acquired on or after 1 July 2008, have not been recognised in this financial report. This is not in accordance with the requirements of *AASB 1051 Land Under Roads paragraph 15* and *AASB 116 Property, Plant and Equipment paragraph 7*.

Accounting policies which have been adopted in the preparation of this financial report have been consistently applied unless stated otherwise. Except for cash flow and rate setting information, the report has been prepared on the accrual basis and is based on historical costs, modified, where applicable, by the measurement at fair value of selected non-current assets, financial assets and liabilities.

### PREPARATION TIMING AND REVIEW

Date prepared: All known transactions up to 31 July 2023

### SIGNIFICANT ACCOUNTING POLICIES

#### CRITICAL ACCOUNTING ESTIMATES

The preparation of a financial report in conformity with Australian Accounting Standards requires management to make judgements, estimates and assumptions that effect the application of policies and reported amounts of assets and liabilities, income and expenses. The estimates and associated assumptions are based on historical experience and various other factors that are believed to be reasonable under the circumstances; the results of which form the basis of making the judgements about carrying values of assets and liabilities that are not readily apparent from other sources. Actual results may differ from these estimates.

#### THE LOCAL GOVERNMENT REPORTING ENTITY

All funds through which the City controls resources to carry on its functions have been included in the financial statements forming part of this financial report.

In the process of reporting on the local government as a single unit, all transactions and balances between those funds (for example, loans and transfers between funds) have been eliminated.

All monies held in the Trust Fund are excluded from the financial statements.

#### GOODS AND SERVICES TAX

Revenues, expenses and assets are recognised net of the amount of GST, except where the amount of GST incurred is not recoverable from the Australian Taxation Office (ATO). Receivables and payables are stated inclusive of GST receivable or payable. The net amount of GST recoverable from, or payable to, the ATO is included with receivables or payables in the statement of financial position. Cash flows are presented on a gross basis. The GST components of cash flows arising from investing or financing activities which are recoverable from, or payable to, the ATO are presented as operating cash flows.

#### ROUNDING OFF FIGURES

All figures shown in this statement are rounded to the nearest dollar.

CITY OF ALBANY  
NOTES TO THE STATEMENT OF FINANCIAL ACTIVITY  
FOR THE PERIOD ENDED 31 JULY 2023

NOTE 1  
EXPLANATION OF MATERIAL VARIANCES TO YTD BUDGET IN EXCESS OF \$100,000

	Var. \$	Var. %	Var.	Timing/ Permanent	Explanation of Variance
<b>OPERATING ACTIVITIES</b>					
<b>Revenue from operating activities</b>					
Rates	(84,275)	0%			No material variance noted.
Operating grants, subsidies and contributions	33,227	6%			No material variance noted.
Fees and charges	60,302	2%			No material variance noted.
Profit on Asset disposal	(3,392)	-100%			No material variance noted.
Interest earnings	76,407	45%			No material variance noted.
Other revenue	(3,085)	-48%			No material variance noted.
<b>Expenditure from operating activities</b>					
Employee costs	545,721	-22%	▼	Timing	<p>Multiple factors are impacting on the current underspend in employee costs to budget. Primarily the variance is attributable to the timing of recruitment for newly budgeted positions, the timing of recruitment for multiple existing vacancies &amp; the FY23/24 budgeted salary increase for EA employees not having been enacted.</p> <p>Across the categories of employee costs, the variance is observed in: Salaries and wages: Actual \$1.45m vs Budget \$1.87m (↓\$421k or -22.49%), Employee provisions: Actual \$204k vs Budget \$265k (↓\$61k or -22.94%) &amp; Superannuation: Actual \$207k vs Budget \$261k (↓\$54k or 20.61%).</p> <p>Total employee costs recorded for the period ending 31 July FY23/24 of \$1.98m are tracking ↑\$33.57k (1.72%) relative to the same period in FY21/22.</p>
Materials and contracts	456,903	-28%	▼	Timing	<p>Materials and contracts expenditure recognised for the period ending 31 July FY23/24 is tracking ↓\$250k (-21.55%) relative to FY21/22.</p> <p>The current underspend against YTD budget is primarily attributable to: Motorplex: Actual \$116k vs Budget \$213k (↓\$97k or 45.64%), Road Maintenance: Actual \$290k vs Budget \$380k (↓\$91k or 23.86%; n.b. YoY M&amp;C Road Maintenance Expenditure is ↑\$48k), Trade Maintenance: Actual \$33k vs Budget \$119k (↓\$86k or -72.41%; n.b. YoY M&amp;C Trade Maintenance is ↓\$3k).</p>
Utility charges	(6,280)	8%			No material variance noted.
Depreciation on non-current assets	(23,600)	1%			No material variance noted.



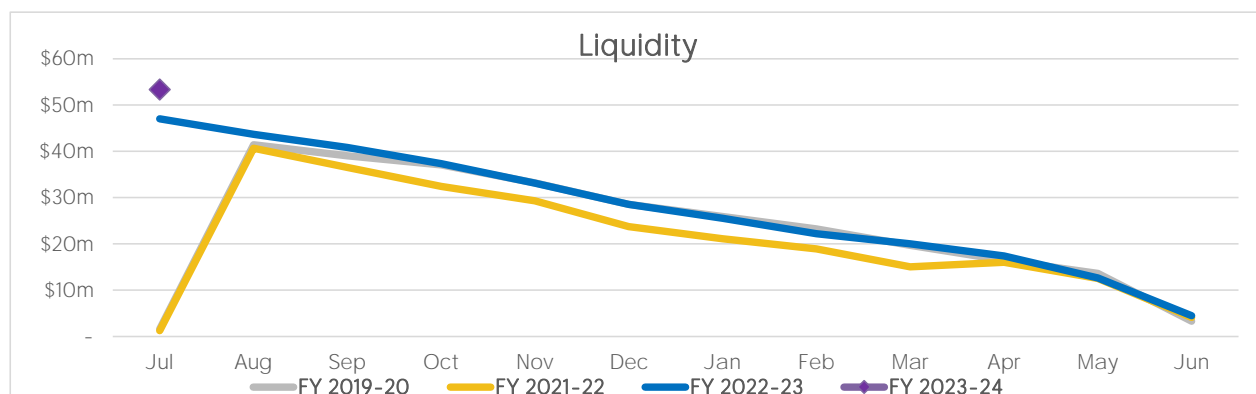
**NOTE 1 (Continued)**  
**EXPLANATION OF MATERIAL VARIANCES TO YTD BUDGET IN EXCESS OF \$100,000**

	Var. \$	Var. %	Var.	Timing/ Permanent	Explanation of Variance
<b>Expenditure from operating activities (continued)</b>					
Finance costs	(745)	69%			No material variance noted.
Insurance expenses	14,663	-17%			No material variance noted.
Loss on asset disposal	-				No material variance noted.
Other expenditure	99,788	-31%			No material variance noted.
<b>Non-cash amounts excluded from operating activities</b>					
Add: Depreciation on assets	23,600	1%			No material variance noted.
Add: Loss on disposal of assets	-				No material variance noted.
Less: Profit of disposal of assets	3,392	-100%			No material variance noted.
Movement in Value of Investments	-	0%			No material variance noted.
<b>INVESTING ACTIVITIES</b>					
Non-operating grants, subsidies and contributions	36,573	38%			No material variance noted.
<b>INVESTING ACTIVITIES (continued)</b>					
Proceeds from disposal of assets	1,618	1%			No material variance noted.
Purchase of property, plant and equipment	16,533	-2%			No material variance noted.
Purchase and construction of infrastructure	73,774	-37%			No material variance noted.
Non-current to current movement	-				No material variance noted.
<b>FINANCING ACTIVITIES</b>					
Repayment of borrowings	-				No material variance noted.
Proceeds from borrowings	-				No material variance noted.
Proceeds from self-supporting loans	-				No material variance noted.
Payments for principal portion of lease liabilities	861	-5%			No material variance noted.
Restricted Cash Utilised	-				No material variance noted.
Transfers to reserves (restricted assets)	-				No material variance noted.
Transfers from reserves (restricted assets)	259,453	5%	▲	Timing	Variance is attributable to movement from the Unspent Grants Reserve. The higher than anticipated prepaid Financial Assistance Grants received in FY22/23 have resulted in the transfer from Reserve to Muni in FY23/24 exceeding budget. This variance is to be addressed in the next budget review.
Surplus/(Deficit) at start of financial year	(388,282)	-9%	▼	Timing	Variance is attributable to movement of the actual closing surplus position for FY22/23 compared to forecast. The movement is resultant from numerous factors & EOFY adjustments. Closing surplus for FY22/23 is still subject to audit. This variance is to be addressed in the next budget review.

CITY OF ALBANY  
NOTES TO THE STATEMENT OF FINANCIAL ACTIVITY  
FOR THE PERIOD ENDED 31 JULY 2023

NOTE 2  
NET CURRENT ASSETS & FUNDING POSITION

	Ref Note	FOR THE PERIOD ENDED 31 JULY 2023	FOR THE PERIOD ENDED 30 JUNE 2023	FOR THE PERIOD ENDED 31 JULY 2022
		\$	\$	\$
<b>Current Assets</b>				
Cash - Unrestricted	3	17,648,032	15,540,778	15,279,630
Cash - Restricted	3	43,525,146	49,169,165	41,140,807
Trade Receivables - Rates and Rubbish	4	56,294,353	1,417,864	54,281,540
Trade Receivables - Other		2,091,326	2,217,168	1,402,877
Inventories		1,361,434	1,344,943	712,652
Grants Receivable		463,063	1,042,401	1,599,284
Other Current Assets		2,085,620	1,323,197	2,129,982
Other Financial Assets - Self Supporting Loan		14,611	14,611	14,163
		<b>123,483,583</b>	<b>72,070,128</b>	<b>116,560,936</b>
<b>Less: Current Liabilities</b>				
Trade & Other Payables		(17,084,798)	(9,098,203)	(15,647,173)
Contract Liabilities		(3,021,692)	(2,967,929)	(6,014,942)
Lease Liabilities		(177,932)	(193,101)	(173,898)
Borrowings		(1,522,656)	(1,522,656)	(2,020,084)
Provisions		(6,636,602)	(6,722,276)	(6,731,969)
		<b>(28,443,680)</b>	<b>(20,504,166)</b>	<b>(30,588,065)</b>
<b>Net Current Assets</b>		<b>95,039,903</b>	<b>51,565,962</b>	<b>85,972,871</b>
<b>Adjustments</b>				
Add Back: Borrowings		1,522,656	1,522,656	2,020,084
Add Back: ROU liabilities		177,932	193,101	173,898
Add Back: Head-lease liability amortisation		50	-	48
Add Back: Implicit Interest		1,377	-	1,419
(Less): Cash Backed Reserves		(43,399,495)	(49,161,207)	(41,120,902)
(Less): Other Financial Assets - Self Supporting Loan		(14,611)	(14,611)	(14,163)
		<b>(41,712,091)</b>	<b>(47,460,062)</b>	<b>(38,939,617)</b>
<b>Net Current Funding Position</b>		<b>53,327,813</b>	<b>4,105,902</b>	<b>47,033,254</b>

**COMMENTS:**

The Net Current Funding Position for the reporting period ending 31-July-2023 is ↑\$6.2m (11.73%) relative to the same period in FY22/23 and ↑\$52m (97.63%) relative to the same period in FY21/22.

This YoY increase in liquidity is attributable to increased rates billing, the derivation of higher fees & charges & the timing of transfers from the Unspent Grants Reserve.

No significant matters noted.

CITY OF ALBANY  
NOTES TO THE STATEMENT OF FINANCIAL ACTIVITY  
FOR THE PERIOD ENDED 31 JULY 2023

NOTE 3  
CASH INVESTMENTS

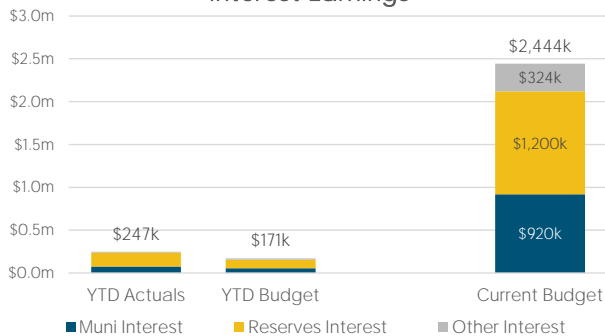
TERM DEPOSITS

Investment Type	Institution	S&P Rating	Interest Rate	Deposit Date	Maturity	Investment Term Category	Amount Invested (\$)	Expected Interest (\$)
General Municipal	NAB	AA	4.55%	09-May-23	07-Aug-23	0 to 3 months	3,000,000	33,658
General Municipal	NAB	AA	4.60%	17-May-23	15-Aug-23	0 to 3 months	1,500,000	17,014
General Municipal	Bendigo	BBB	4.90%	05-Jul-23	03-Oct-23	0 to 3 months	2,000,000	24,164
General Municipal	Bendigo	BBB	5.00%	12-Jul-23	12-Oct-23	0 to 3 months	2,000,000	25,205
General Municipal	NAB	AA	5.05%	17-Jul-23	16-Oct-23	0 to 3 months	2,000,000	25,181
							<b>10,500,000</b>	<b>125,222</b>
Reserves (Restricted)	CBA	AA	4.71%	15-May-23	14-Aug-23	0 to 3 months	4,000,000	46,971
Reserves (Restricted)	NAB	AA	4.65%	22-May-23	21-Aug-23	0 to 3 months	5,000,000	57,966
Reserves (Restricted)	Westpac	AA	3.76%	28-Mar-23	28-Aug-23	3 to 6 months	4,500,000	70,925
Reserves (Restricted)	CBA	AA	4.80%	31-May-23	29-Aug-23	0 to 3 months	5,000,000	59,178
Reserves (Restricted)	Westpac	AA	4.20%	01-Jun-23	01-Oct-23	3 to 6 months	5,000,000	70,192
Reserves (Restricted)	NAB	AA	4.90%	07-Jun-23	05-Sep-23	0 to 3 months	6,500,000	78,534
Reserves (Restricted)	CBA	AA	5.14%	10-Jul-23	09-Oct-23	0 to 3 months	7,000,000	89,704
Reserves (Restricted)	Westpac	AA	4.23%	12-Jul-23	12-Oct-23	0 to 3 months	5,000,000	53,310
							<b>42,000,000</b>	<b>526,779</b>
Weighted Average Interest Rate:			<b>4.64%</b>	SubTotal: Term Deposits:			<b>52,500,000</b>	<b>652,001</b>

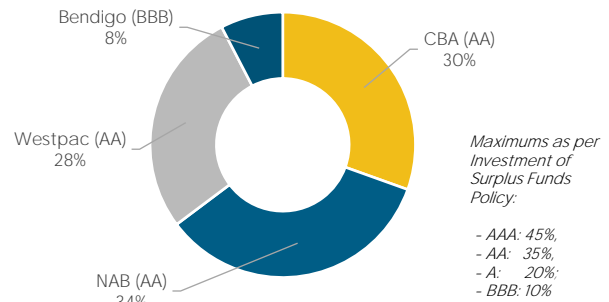
FUNDS AT-CALL

Type	Institution	S&P Rating	Interest Rate	Name / Purpose	Balance (\$)
General Municipal	CBA	AA	4.00%	Municipal Operating Account	3,935,519
General Municipal	CBA	AA	4.20%	Municipal Savings Account	3,212,513
Reserves (Restricted)	CBA	AA	4.00%	Reserve Transactional Account	1,517,162
Reserves (Restricted)	CBA	AA	4.00%	NAC Reserve Account	7,984
Weighted Average Interest Rate:			4.17%	SubTotal: Funds At-Call:	8,673,178
TOTAL Weighted Average Interest Rate:			4.57%	Total Cash:	61,173,178

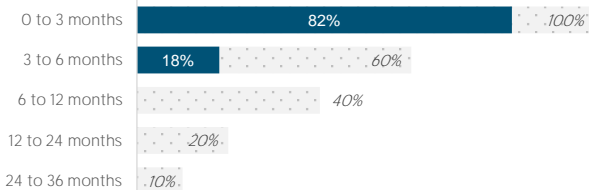
Interest Earnings



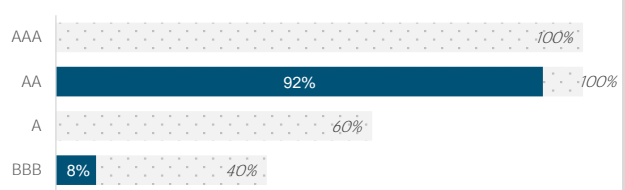
Counterparty Credit Limits



Term to Maturity Framework



Portfolio Credit Framework



COMMENTS:

Year-on-year movement in cash investment portfolio:

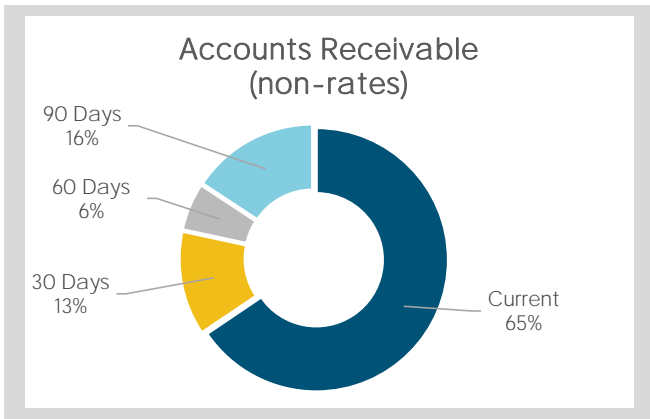
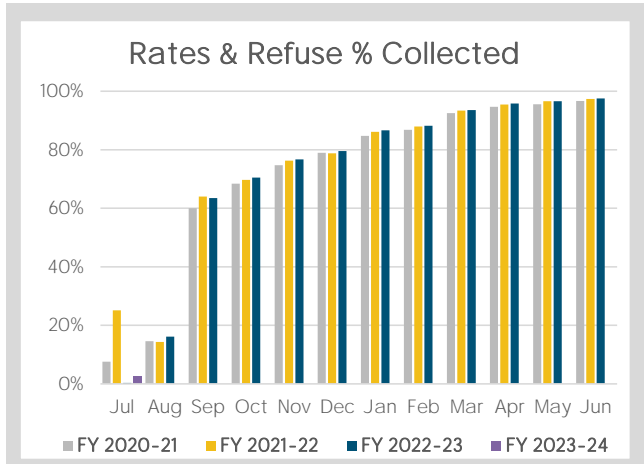
	31-July-2023	31-July-2022	\$ MVT	% MVT
Municipal	\$10.5m	\$9.5m	\$1.0m	10.53%
Reserve	\$42.0m	\$37.0m	\$5.0m	13.51%
Total	<b>\$52.5m</b>	<b>\$46.5m</b>	<b>\$6.0m</b>	<b>12.90%</b>
Average Return	<b>4.64%</b>	<b>1.84%</b>		<b>2.80%</b>

No other significant matters noted

CITY OF ALBANY  
NOTES TO THE STATEMENT OF FINANCIAL ACTIVITY  
FOR THE PERIOD ENDED 31 JULY 2023

NOTE 4  
RECEIVABLES

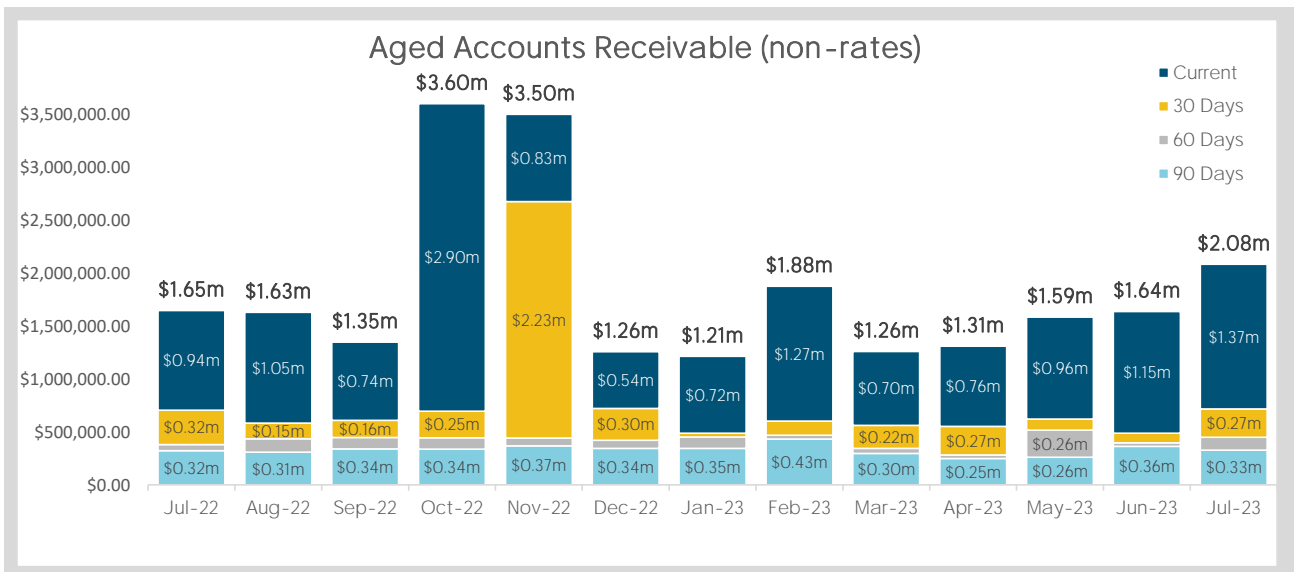
Rates & Refuse % Collected	\$
Opening Arrears Previous Years	1,417,864
Rates Levied	43,905,915
Refuse Levied	8,655,192
ESL Levied	3,758,805
Other Charges Levied	12,661
<b>Amount Levied</b>	<b>57,750,438</b>
(Less): Collections	(1,456,085)
<b>Total Rates &amp; Charges Collectable</b>	<b>56,294,353</b>
% Collected	2.5%



**Accounts Receivable (non-rates)**

	\$	%
Current	1,365,597	66%
30 Days	267,248	13%
60 Days	122,477	6%
90 Days	327,934	16%
<b>Total</b>	<b>2,083,256</b>	<b>100%</b>

*Amounts shown above include GST (where applicable)*



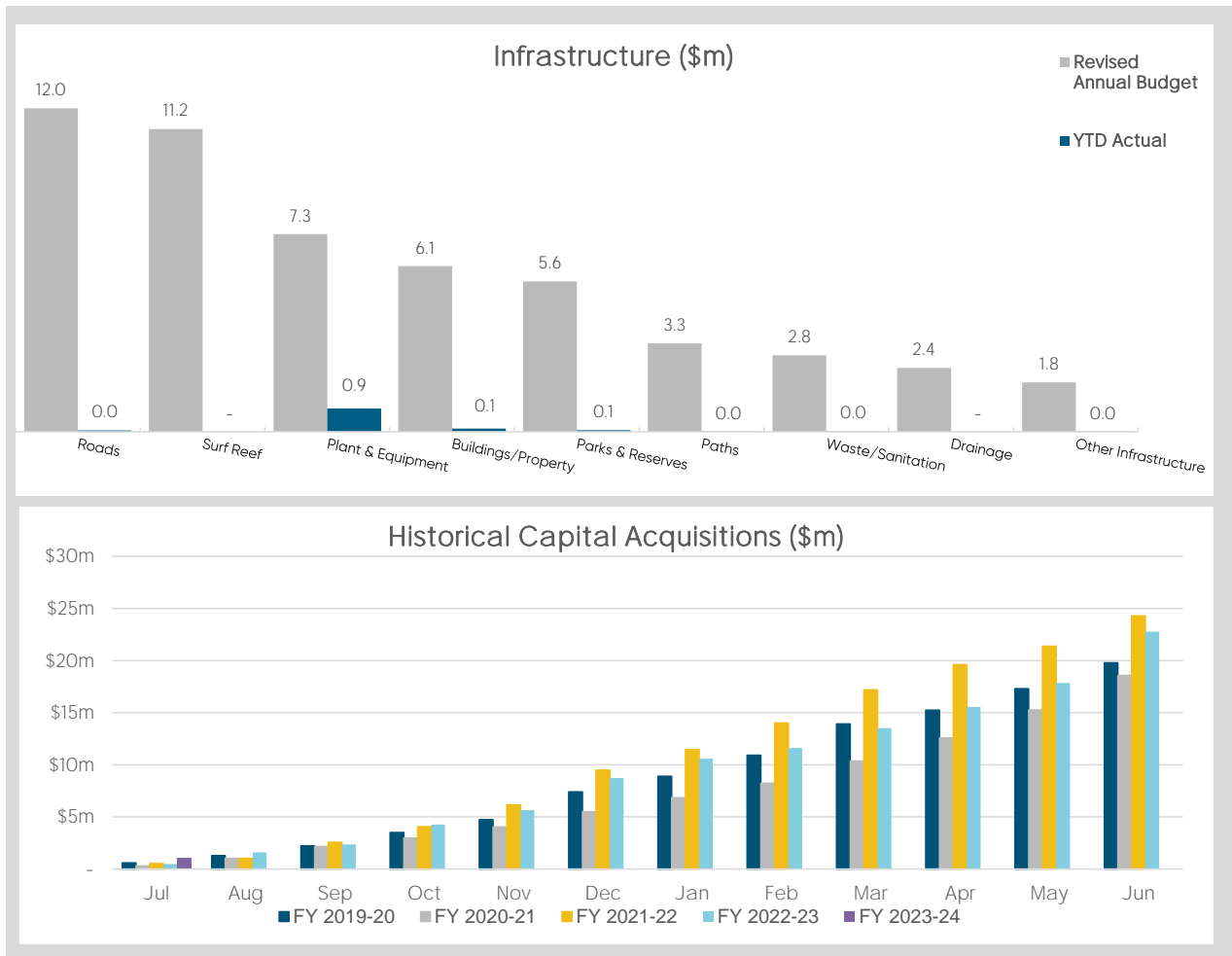
**COMMENTS:**

The increase in Current Receivables is resultant from an invoice being raised for the sale of land to Main Roads WA (\$305k).  
No other significant matters noted.

CITY OF ALBANY  
NOTES TO THE STATEMENT OF FINANCIAL ACTIVITY  
FOR THE PERIOD ENDED 31 JULY 2023

NOTE 5  
CAPITAL ACQUISITIONS

Capital Acquisitions	Original Annual Budget	Revised Annual Budget	YTD Budget (a)	YTD Actual (b)	Var. \$ (b)-(a)	Var. % (b)-(a)/(a)	Var.
	\$	\$	\$	\$	\$	%	
Roads	11,965,286	11,965,286	93,113	<b>48,672</b>	(44,441)	(48%)	
Surf Reef	11,200,000	11,200,000	0	<b>0</b>	0		
Plant & Equipment	7,308,069	7,308,069	902,438	<b>856,753</b>	(45,685)	(5%)	
Buildings/Property	6,125,290	6,125,290	84,789	<b>113,940</b>	29,151	34%	
Parks & Reserves	5,553,604	5,553,604	28,491	<b>55,469</b>	26,978	95%	
Paths	3,272,464	3,272,464	45,504	<b>1,300</b>	(44,204)	(97%)	
Waste/Sanitation	2,826,229	2,826,229	2,499	<b>15,872</b>	13,373	535%	
Drainage	2,364,930	2,364,930	4,665	<b>0</b>	(4,665)	(100%)	
Other Infrastructure	1,823,438	1,823,438	23,800	<b>2,984</b>	(20,816)	(87%)	
<b>Total Capital Acquisitions</b>	<b>52,439,310</b>	<b>52,439,310</b>	<b>1,185,299</b>	<b>1,094,991</b>	<b>(90,308)</b>	<b>(8%)</b>	

**COMMENTS:**

Total Capital Acquisitions of \$1.09m for the period ending 31-July-2023 are ↑\$616km (56.23%) compared to the equivalent reporting period in FY22/23 where total Capital Acquisitions recorded were \$479k & ↑\$557k (50.83%) compared the equivalent reporting period in FY21/22 where total Capital Acquisitions recorded were \$538k.

This YoY increase is attributable to the acquisition of Plant & Equipment for Waste Compaction.

**CITY OF ALBANY**  
**LIST OF ACCOUNTS FOR PAYMENT**  
**FOR THE PERIOD ENDING 31 JULY 2023**

REPORT ITEM CCS561 REFERS

**CREDIT CARD TRANSACTIONS**

DATE	PAYEE	DESCRIPTION	AMOUNT
06/07/2023	EVSE AUSTRALIA PTY LTD	Electric Vehicle Adaptor Cable	\$258.00
06/07/2023	EVSE AUSTRALIA PTY LTD	Electric Vehicle Adaptor Cable	\$258.00
06/07/2023	EVSE AUSTRALIA PTY LTD	Electric Vehicle Adaptor Cable	\$258.00
06/07/2023	WESTERN POWER	Application Fee For Motorsport Park	\$498.91
06/07/2023	DROPBOX	Business Standard Plan	\$302.50
07/07/2023	PARKS & LEISURE	Membership Fee	\$687.50
08/07/2023	PARKS & LEISURE	Membership Fee	\$687.50
07/07/2023	TRYBOOKING	Conference - W Turner & P Bockman - Injury Prevention	\$331.00
11/07/2023	REMIX SUMMITS	Conference - A McEwan & N Walker - Remix Summit	\$715.00
13/07/2023	DWER	Application - Motorplex	\$200.00
13/07/2023	LIME 303	Wedding Gift For Employee	\$70.00
17/07/2023	WESTERN POWER	Application - Roundabout	\$498.91
17/07/2023	REX AIRLINES	Flights - R Polette - Supplier Meeting	\$406.76
17/07/2023	SKYMESH	Internet Services For Cape Riche	\$54.95
17/07/2023	KELYN TRAINING	Training - T Bond - Advanced Traffic Management Course	\$550.00
19/07/2023	WATM	Plant Components / Parts	\$4,711.99
19/07/2023	PARKS & LEISURE	Conference - J Freeman - Sustainable Places (Additional Conference Components)	\$242.00
20/07/2023	ENVIRONMENTAL HEALTH	Application - Motorplex	\$93.00
21/07/2023	WA GOVERNMENT - DMIRS	High Risk Work Licence For N Brown	\$43.00
21/07/2023	WA GOVERNMENT - DMIRS	High Risk Work Licence For J Bishop	\$43.00
25/07/2023	WESTERN POWER	High Load Movement Authorisation Permit	\$270.00
26/07/2023	CURTIN UNIVERSITY	Tuition Fees - J Dallimore	\$6,233.83
27/07/2023	MAIN ROADS	Special Purpose Vehicle Permit	\$25.00
28/06/2023	WOOLWORTHS	Refreshments	\$93.60
30/06/2023	PAPERBARK MERCHANTS	Ticket For The Mayor's Partner To Attend Songs Of The Sea	\$30.00
06/07/2023	PAPERBARK MERCHANTS	ACCI Leadership Forum - Cr Terry	\$108.00
19/07/2023	PAPERBARK MERCHANTS	ACCI Leadership Forum - Mayor D Wellington	\$108.00
19/07/2023	PAPERBARK MERCHANTS	ACCI Leadership Forum - M Gilfellow	\$108.00
19/07/2023	PAPERBARK MERCHANTS	ACCI Leadership Forum - S Van Nierop	\$108.00
19/07/2023	PAPERBARK MERCHANTS	ACCI Leadership Forum - S Jamieson	\$108.00
19/07/2023	PAPERBARK MERCHANTS	ACCI Leadership Forum - J Freeman	\$108.00
19/07/2023	WOOLWORTHS	Catering	\$107.36
20/07/2023	ROYALE PATISSERIE	Catering	\$75.50
21/07/2023	PAPERBARK MERCHANTS	ACCI Leadership Forum - Cr Benson-Lidholm	\$108.00
21/07/2023	PAPERBARK MERCHANTS	ACCI Leadership Forum - Cr Grimmer	\$108.00
28/06/2023	BUNNINGS	Room Divider 12	\$194.95

**CITY OF ALBANY**  
**LIST OF ACCOUNTS FOR PAYMENT**  
**FOR THE PERIOD ENDING 31 JULY 2023**

REPORT ITEM CCS561 REFERS

**CREDIT CARD TRANSACTIONS**

DATE	PAYEE	DESCRIPTION	AMOUNT
04/07/2023	REZDY	Monthly Charge For Rezdy Account - NAC	\$283.91
10/07/2023	CROWN METROPOL PERTH	Accommodation - K Cooper - WA Cruise Exchange	\$453.83
14/07/2023	ASIC	Business Search For Development Application	\$10.00
17/07/2023	REX AIRLINES	Flights - H Bell - Emergency Management Training	\$406.76
17/07/2023	SEASONS OF PERTH	Accommodation - D Little - Emergency Management Training	\$245.52
17/07/2023	SEASONS OF PERTH	Accommodation - H Bell - Emergency Management Training	\$275.22
20/07/2023	HILTON GARDEN ALBANY	Accommodation - A Twiss - Organisation Training	\$253.00
21/07/2023	CROWN METROPOL PERTH	Meals - K Cooper - WA Cruise Exchange	\$56.48
21/07/2023	ASIC	Business Search For Development Application	\$10.00
24/07/2023	REX AIRLINES	Flights - A Twiss - Organisation Training	\$618.28
24/07/2023	ZOOM	Video Conferencing Facility	\$190.34
05/07/2023	NESPRESSO AUSTRALIA	Coffee Pods For Councillors & Staff	\$428.00
18/07/2023	CAIRNS REGIONAL COUNCIL	Meeting - Local Government Chief Officer Group - A Sharpe	\$800.00
20/07/2023	HEADSPACE	Headspace App Renewal	\$91.99
25/07/2023	HEADSPACE	Headspace App Renewal	\$91.99
26/07/2023	PERTH AIRPORT PTY LTD	Parking - A Sharpe - Local Government Chief Officer Group	\$231.68
27/07/2023	QANTAS AIRWAYS	Flights - A Sharpe - Local Government Chief Officer Group	\$1,787.80
27/07/2023	QANTAS AIRWAYS	Flights - S Cuttriss - Local Government Chief Officer Group - Recouped	\$1,787.80
28/06/2023	DEPT OF HEALTH	Chlorine Gas Permit - ALAC	\$1.29
28/06/2023	SHOPIFY	Forts Store Online Postal Shipping Rates (Ongoing)	\$15.01
28/06/2023	INTERNATIONAL TRANSACTION FEE	International Transaction Fee	\$0.38
28/06/2023	CANVA	Subscription Renewal - 1 Year - ALAC	\$164.99
28/06/2023	CAFÉ ESPRESSO ONE	Meeting Expense - Australia South West - 3 Pax	\$14.50
30/06/2023	ARTWORKARCHIVE.COM	Subscription - Artwork Archive Software	\$1,073.83
30/06/2023	INTERNATIONAL TRANSACTION FEE	International Transaction Fee	\$26.85
02/07/2023	GOOGLE ADS	National Anzac Centre- Google Ads	\$0.55
03/07/2023	LOCAL GOVERNMENT MANAGEMENT	LG Professional Membership - N Watson	\$531.00
04/07/2023	REX AIRLINES	Flights - J Donaldson - Bicentenary EOI's Strategic Workshop	\$493.50
04/07/2023	REX AIRLINES	Flights - S Majidi - Library Board Awards/PLWA Executive Committee	\$413.88
04/07/2023	DT PERTH NORTHBRIDGE	Accommodation - S Majidi - Library Board Awards/PLWA Executive Committee	\$239.00
05/07/2023	REGIONAL EXPRESS	Flight Correction - S Majidi - Library Board Awards/PLWA Executive Committee	\$26.69
05/07/2023	MAILCHIMP	Monthly Marketing Plan - Communications	\$817.46
05/07/2023	WIX.COM	Premium Events Calendar Subscription - NAC Website	\$7.30
06/07/2023	DEPT OF RACING GAMING	Occasional Liquor Licence - Maritime Festival - Albany Town Hall	\$119.50
07/07/2023	FACEBOOK	Facebook And Instagram Advertising	\$179.84
08/07/2023	SOUNDTRACK YOUR BRAND	ALAC - Monthly Subscription - Music Service	\$40.10



**CITY OF ALBANY**  
**LIST OF ACCOUNTS FOR PAYMENT**  
**FOR THE PERIOD ENDING 31 JULY 2023**

REPORT ITEM CCS561 REFERS

**CREDIT CARD TRANSACTIONS**

DATE	PAYEE	DESCRIPTION	AMOUNT
08/07/2023	INTERNATIONAL TRANSACTION FEE	International Transaction Fee	\$1.00
10/07/2023	DEPT OF HEALTH	Chlorine Gas Permit - ALAC	\$127.71
10/07/2023	CAFÉ ESPRESSO ONE	Refreshments - N Watson & E Van Gorp - Meeting	\$9.50
11/07/2023	PSA RADICAL FITNESS	ALAC - Monthly Subscription - Music Service - Kimax	\$19.95
12/07/2023	ALBANY LOTTERY & NEWS	Newspaper - The Australian	\$4.00
18/07/2023	OUR COMMUNITY PTY LIMITED	Training Webinar - T Dew	\$88.00
18/07/2023	REGIONAL EXPRESS	Flight Change - K Houderrani - Library Board Awards/PLWA Executive Committee	\$149.02
18/07/2023	REX AIRLINES	Flights - A Macgregor / K Baker - WA Museum Visit	\$1,513.14
21/07/2023	DT PERTH NORTHBRIDGE	Accommodation - K Houderrani - Library Board Awards/PLWA Executive Committee	\$10.00
24/07/2023	WIX.COM	Monthly Subscription - City Of Albany Events App Charge	\$7.41
25/07/2023	THE NAKED BEAN	Refreshments - N Watson, E Van Gorp & P Nielsen - Meeting	\$17.00
			<b>\$32,939.26</b>



## LIST OF ACCOUNTS FOR PAYMENT

FOR THE PERIOD ENDING 15 AUGUST 2023

**PAYROLL TRANSACTIONS**

DATE			DESCRIPTION	AMOUNT
19/07/2023			Superannuation	\$148,900.14
27/07/2023			Salaries	\$734,709.53
28/07/2023			Salaries	\$1,007.87
01/08/2023			Superannuation	\$147,771.52
10/08/2023			Salaries	\$742,328.16
				<b>\$1,774,717.22</b>

**CHEQUE TRANSACTIONS**

DATE	CHEQUE	NAME	DESCRIPTION	AMOUNT
32781	10/08/2023	DEPARTMENT OF TRANSPORT	Amazing South Coast Plates	\$200.00
				<b>\$200.00</b>

**CITY OF ALBANY**  
**LIST OF ACCOUNTS FOR PAYMENT**  
**FOR THE PERIOD ENDING 15 AUGUST 2023**

REPORT ITEM CCS561 REFERS

**ELECTRONIC FUND TRANSFER PAYMENTS**

EFT	DATE	NAME	DESCRIPTION	AMOUNT
EFT168841	27/07/2023	A MILLAR	Staff Reimbursement	\$709.00
EFT168764	27/07/2023	ACORN TREES AND STUMPS	Vegetation Management Services C21005(A)	\$2,992.00
EFT169082	10/08/2023	ACTIVE FARMERS LTD	Event Sponsorship	\$11,000.00
EFT168919	03/08/2023	ACURIX NETWORKS PTY LTD	Internet Fees / Support	\$30,690.00
EFT168765	27/07/2023	AD CONTRACTORS PTY LTD	Plant And Equipment Hire C23009(B)	\$12,058.52
EFT168920	03/08/2023	AD CONTRACTORS PTY LTD	Plant And Equipment Hire C23009(B)	\$19,617.85
EFT169083	10/08/2023	AD CONTRACTORS PTY LTD	Plant And Equipment Hire C23009(B)	\$33,468.06
EFT169085	10/08/2023	ADVANCE PRESS(2013) PTY LTD	Printing Services	\$2,365.00
EFT168647	20/07/2023	ADVANCED TRAFFIC MANAGEMENT WA PTY LTD	Traffic Management	\$4,770.04
EFT168624	20/07/2023	ADVERTISER PRINT	Printing Services	\$196.00
EFT168766	27/07/2023	ADVERTISER PRINT	Printing Services	\$376.00
EFT168921	03/08/2023	ADVERTISER PRINT	Printing Services	\$295.00
EFT169084	10/08/2023	ADVERTISER PRINT	Printing Services	\$2,648.00
EFT168993	03/08/2023	AFGRI EQUIPMENT AUSTRALIA PTY LTD	Plant Parts And Repairs	\$1,147.76
EFT169156	10/08/2023	AFGRI EQUIPMENT AUSTRALIA PTY LTD	Plant Parts And Repairs	\$138.60
EFT168767	27/07/2023	AIRBORNE MAPPING & PHOTOGRAPHY SERVICES	Consultancy Services	\$1,900.00
EFT168923	03/08/2023	AIRBORNE MAPPING & PHOTOGRAPHY SERVICES	Consultancy Services	\$1,900.00
EFT169129	10/08/2023	AL CURNOW HYDRAULICS	Plant Parts And Repairs	\$75.29
EFT168761	27/07/2023	ALBANY 4 X 4 ACCESSORIES	Communication / Radio Equipment	\$1,132.24
EFT169090	10/08/2023	ALBANY AGRICULTURAL SOCIETY INCORPORATED	Cleaning Services	\$825.00
EFT168636	20/07/2023	ALBANY ART CAFE & WORKSHOPS	Childrens Workshop	\$1,615.00
EFT168631	20/07/2023	ALBANY AUTO ONE	Vehicle Parts / Maintenance	\$1,477.00
EFT168932	03/08/2023	ALBANY AUTO ONE	Vehicle Parts / Maintenance	\$100.72
EFT168772	27/07/2023	ALBANY AUTOS	Vehicle Purchases	\$42,561.59
EFT168950	03/08/2023	ALBANY BITUMEN SPRAYING	Bitumen Spraying Services Q22066	\$4,394.50
EFT168927	03/08/2023	ALBANY CHAMBER OF COMMERCE AND INDUSTRY INC	Advertising	\$7,346.00
EFT168707	20/07/2023	ALBANY CITY MOTORS	Vehicle Parts / Maintenance	\$133.87
EFT168838	27/07/2023	ALBANY CITY MOTORS	Vehicle Parts / Maintenance	\$1,305.70
EFT169007	03/08/2023	ALBANY CITY MOTORS	Vehicle Parts / Maintenance	\$849.10
EFT168635	20/07/2023	ALBANY COMMUNITY FOUNDATION	Payroll deductions	\$5.00
EFT168938	03/08/2023	ALBANY COMMUNITY FOUNDATION	Payroll deductions	\$5.00
EFT168626	20/07/2023	ALBANY COMMUNITY HOSPICE	Payroll deductions	\$15.00
EFT168926	03/08/2023	ALBANY COMMUNITY HOSPICE	Payroll deductions	\$15.00
EFT168976	03/08/2023	ALBANY ENGINEERING COMPANY	Vehicle Parts / Maintenance	\$2,745.46
EFT169006	03/08/2023	ALBANY EVENT HIRE	Hire Of Equipment	\$184.00
EFT168922	03/08/2023	ALBANY FENCING CONTRACTORS	Fencing Works C23006(A)	\$13,920.00

**CITY OF ALBANY**  
**LIST OF ACCOUNTS FOR PAYMENT**  
**FOR THE PERIOD ENDING 15 AUGUST 2023**

REPORT ITEM CCS561 REFERS

**ELECTRONIC FUND TRANSFER PAYMENTS**

EFT	DATE	NAME	DESCRIPTION	AMOUNT
EFT168768	27/07/2023	ALBANY HYDRAULICS	Plant Parts and Repairs	\$2,944.40
EFT168885	27/07/2023	ALBANY IGA	Catering / Groceries	\$40.68
EFT169047	03/08/2023	ALBANY IGA	Catering / Groceries	\$78.86
EFT168769	27/07/2023	ALBANY INDOOR PLANT HIRE AND SALES	Indoor Plant Hire	\$513.70
EFT169088	10/08/2023	ALBANY INDOOR PLANT HIRE AND SALES	Indoor Plant Hire	\$275.28
EFT169095	10/08/2023	ALBANY IRRIGATION & DRILLING	Reticulation Parts / Maintenance	\$2,203.86
EFT168697	20/07/2023	ALBANY ITALIAN CLUB INCORPORATED	Workshop Presentation	\$25.00
EFT169160	10/08/2023	ALBANY ITALIAN CLUB INCORPORATED	Workshop Presentation	\$325.00
EFT168630	20/07/2023	ALBANY LANDSCAPE SUPPLIES	Landscaping Materials	\$160.00
EFT168931	03/08/2023	ALBANY LANDSCAPE SUPPLIES	Landscaping Materials	\$32.00
EFT168934	03/08/2023	ALBANY LASERSCAPE	School Holiday Program	\$1,540.00
EFT168739	20/07/2023	ALBANY LOCK & SECURITY	Locksmith / Security Services	\$925.34
EFT168884	27/07/2023	ALBANY LOCK & SECURITY	Locksmith / Security Services	\$155.20
EFT169046	03/08/2023	ALBANY LOCK & SECURITY	Locksmith / Security Services	\$289.66
EFT169231	10/08/2023	ALBANY LOCK & SECURITY	Locksmith / Security Services	\$56.29
EFT168936	03/08/2023	ALBANY MILK DISTRIBUTORS	Milk Delivery Services	\$497.60
EFT169094	10/08/2023	ALBANY MILK DISTRIBUTORS	Milk Delivery Services	\$427.50
EFT168929	03/08/2023	ALBANY MONUMENTAL MASONS	Masonry Services	\$1,348.60
EFT168717	20/07/2023	ALBANY NEWS DELIVERY	Newspaper Delivery	\$88.19
EFT168850	27/07/2023	ALBANY NEWS DELIVERY	Newspaper Delivery	\$101.14
EFT169014	03/08/2023	ALBANY NEWS DELIVERY	Newspaper Delivery	\$94.94
EFT169188	10/08/2023	ALBANY NEWS DELIVERY	Newspaper Delivery	\$114.21
EFT168633	20/07/2023	ALBANY OFFICE PRODUCTS DEPOT	Office Supplies / Stationery	\$1,783.49
EFT168771	27/07/2023	ALBANY OFFICE PRODUCTS DEPOT	Office Supplies / Stationery	\$1,025.89
EFT168933	03/08/2023	ALBANY OFFICE PRODUCTS DEPOT	Office Supplies / Stationery	\$642.30
EFT169093	10/08/2023	ALBANY OFFICE PRODUCTS DEPOT	Office Supplies / Stationery	\$1,705.35
EFT168627	20/07/2023	ALBANY PANEL BEATERS AND SPRAY PAINTERS	Insurance Excess	\$300.00
EFT168634	20/07/2023	ALBANY PLASTERBOARD COMPANY	Transport Services	\$880.00
EFT169199	10/08/2023	ALBANY PLAZA PHARMA 2 PTY LTD & ALBANY PLAZA PHARMA PTY LTD	Medical Supplies	\$110.99
EFT168862	27/07/2023	ALBANY PLUMBING AND GAS	Plumbing Services C21006	\$11,065.00
EFT169026	03/08/2023	ALBANY PLUMBING AND GAS	Plumbing Services C21006	\$12,179.35
EFT169200	10/08/2023	ALBANY PLUMBING AND GAS	Plumbing Services C21006	\$8,250.55
EFT168903	27/07/2023	ALBANY PROUD PTY LTD T/A WILSON BREWING	Stock Items - Town Hall	\$293.04
EFT168935	03/08/2023	ALBANY QUALITY LAWNMOWING	Lawnmowing Services	\$130.00
EFT168714	20/07/2023	ALBANY RADIO COMMUNICATIONS	Vehicle Parts / Maintenance	\$907.82

**CITY OF ALBANY**  
**LIST OF ACCOUNTS FOR PAYMENT**  
**FOR THE PERIOD ENDING 15 AUGUST 2023**

REPORT ITEM CCS561 REFERS

**ELECTRONIC FUND TRANSFER PAYMENTS**

EFT	DATE	NAME	DESCRIPTION	AMOUNT
EFT169096	10/08/2023	ALBANY RECORDS MANAGEMENT	Offsite Storage	\$1,250.10
EFT168928	03/08/2023	ALBANY RETRAVISION	Office / IT Equipment	\$148.00
EFT169089	10/08/2023	ALBANY RETRAVISION	Office / IT Equipment	\$1,898.00
EFT168728	20/07/2023	ALBANY ROLLER DERBY LEAGUE	Workshop Presentation	\$435.00
EFT168629	20/07/2023	ALBANY SCREENPRINTERS	Screen-printing Services	\$35.20
EFT168770	27/07/2023	ALBANY SCREENPRINTERS	Screen-printing Services	\$118.00
EFT169091	10/08/2023	ALBANY SCREENPRINTERS	Screen-printing Services	\$17.60
EFT168661	20/07/2023	ALBANY SIGNS	Sign Printing / Supply	\$5,049.00
EFT168792	27/07/2023	ALBANY SIGNS	Sign Printing / Supply	\$319.00
EFT168963	03/08/2023	ALBANY SIGNS	Sign Printing / Supply	\$231.00
EFT169125	10/08/2023	ALBANY SIGNS	Sign Printing / Supply	\$379.50
EFT169121	10/08/2023	ALBANY SKIPS AND WASTE SERVICES	Waste Disposal Services	\$345.00
EFT168937	03/08/2023	ALBANY SOLAR	Call Out Fee	\$200.00
EFT168625	20/07/2023	ALBANY SWEEP CLEAN	Road / Carparks / Path Sweeping Services C23005	\$330.00
EFT168925	03/08/2023	ALBANY SWEEP CLEAN	Road / Carparks / Path Sweeping Services C23005	\$10,406.00
EFT168924	03/08/2023	ALBANY TOYOTA	Vehicle Parts / Maintenance	\$307.21
EFT168898	27/07/2023	ALBANY TYREPOWER	Tyre Supply / Maintenance	\$4,600.55
EFT169056	03/08/2023	ALBANY TYREPOWER	Tyre Supply / Maintenance	\$875.40
EFT169087	10/08/2023	ALBANY V-BELT AND RUBBER	Vehicle Parts / Maintenance	\$1,615.77
EFT168900	27/07/2023	ALBANY VETERINARY HOSPITAL PTY LTD	Animal Management Services	\$80.00
EFT169060	03/08/2023	ALBANY VETERINARY HOSPITAL PTY LTD	Animal Management Services	\$80.00
EFT168632	20/07/2023	ALBANY WINDOWS	Building Maintenance Materials	\$291.00
EFT169092	10/08/2023	ALBANY WINDOWS	Building Maintenance Materials	\$218.00
EFT169167	10/08/2023	ALBANY WORLD OF CARS	Vehicle Parts / Maintenance	\$322.87
EFT168939	03/08/2023	ALINTA	Gas Charges	\$33.55
EFT169086	10/08/2023	ALL TECH MECHANICAL / ALBANY BRAKE AND CLUTCH	Vehicle Parts / Maintenance	\$100.00
EFT168797	27/07/2023	AMANDA CRUSE	Councillor Allowance	\$3,042.51
EFT168786	27/07/2023	AMPOL AUSTRALIA PETROLEUM PTY LTD	Diesel Delivery	\$24,442.03
EFT169119	10/08/2023	AMPOL AUSTRALIA PETROLEUM PTY LTD	Diesel Delivery	\$22,895.02
EFT169118	10/08/2023	AMPOL LIMITED	Fuel Cards	\$6,276.91
EFT169081	10/08/2023	ANNE BANKS-MCALLISTER CONSULTING	Consultancy Fees Q23011	\$5,225.00
EFT168638	20/07/2023	ANNETTE DAVIS	Workshop Presentation	\$500.00
EFT168940	03/08/2023	ANTONIA'S DANCE STUDIO	Dance Classes	\$480.00
EFT168639	20/07/2023	APPLEYARD'S HOMEWARES	Supplies For Junior Programs	\$32.85
EFT168686	20/07/2023	APPLIED INDUSTRIAL TECHNOLOGIES GREAT SOUTHERN BEARINGS	Vehicle Parts / Maintenance	\$93.24

**CITY OF ALBANY**  
**LIST OF ACCOUNTS FOR PAYMENT**  
**FOR THE PERIOD ENDING 15 AUGUST 2023**

REPORT ITEM CCS561 REFERS

**ELECTRONIC FUND TRANSFER PAYMENTS**

EFT	DATE	NAME	DESCRIPTION	AMOUNT
EFT169050	03/08/2023	ARTSOURCE - THE ARTISTS FOUNDATION OF WA	Membership Renewal	\$275.00
EFT168641	20/07/2023	ATC WORK SMART	Casual Labour / Apprentices	\$1,885.62
EFT168774	27/07/2023	ATC WORK SMART	Casual Labour / Apprentices	\$386.35
EFT168943	03/08/2023	ATC WORK SMART	Casual Labour / Apprentices	\$34,092.21
EFT169098	10/08/2023	ATC WORK SMART	Casual Labour / Apprentices	\$23,977.29
EFT168642	20/07/2023	ATM ASPHALT PTY LTD	Asphalt Works C22011(C)	\$132,396.00
EFT168645	20/07/2023	AUSCOINSWEST	Stock Items - Visitor Centre	\$355.85
EFT168755	20/07/2023	AUSSIE BROADBAND LIMITED	Internet Services	\$885.78
EFT169099	10/08/2023	AUSTRALIA POST	Postage Services	\$1,837.27
EFT168941	03/08/2023	AUSTRALIAN PARKING & REVENUE CONTROL PTY LTD T/A APARC	Fee Pillar Credit Card / Subscription Fees	\$132.00
EFT169097	10/08/2023	AUSTRALIAN PARKING & REVENUE CONTROL PTY LTD T/A APARC	Fee Pillar Credit Card / Subscription Fees	\$41.14
EFT168942	03/08/2023	AUSTRALIAN SCHOOL & CLUB FUNDRAISING SPECIALISTS	Event Materials	\$686.25
EFT168644	20/07/2023	AUSTRALIAN SERVICES UNION WA BRANCH	Payroll deductions	\$1,554.00
EFT168945	03/08/2023	AUSTRALIAN SERVICES UNION WA BRANCH	Payroll deductions	\$1,527.50
EFT168643	20/07/2023	AUSTRALIAN TAXATION OFFICE	Payroll deductions	\$226,843.00
EFT168944	03/08/2023	AUSTRALIAN TAXATION OFFICE	Payroll deductions	\$221,440.70
EFT168974	03/08/2023	AUSTRALIAN TRAINING MANAGEMENT PTY LTD	Staff Training	\$575.00
EFT169100	10/08/2023	AUSTRALIAN TRAVELLER MEDIA PTY LTD	Advertising	\$7,095.00
EFT168664	20/07/2023	AWESOME ABORIGINAL CONSULTANCY	Cultural Display	\$3,000.00
EFT168775	27/07/2023	BADGEMATE	Badge Printing	\$52.92
EFT169101	10/08/2023	BARRICADES MEDIA PTY LTD (GOLD MX & FLY FM)	Radio Advertising	\$1,000.00
EFT168966	03/08/2023	BARRY CRITCHISON	EAP Services	\$1,600.00
EFT169103	10/08/2023	BAYCORP WA PTY LTD	Poundage Fees	\$853.97
EFT168776	27/07/2023	BECK AND CALL COFFEE	Plant And Equipment Hire	\$287.98
EFT168947	03/08/2023	BEFORE YOU DIG AUSTRALIA LTD	Membership / Referral Fee	\$3,613.28
EFT168648	20/07/2023	BETTER WORLD ARTS PTY LTD	Stock Items - Forts Store	\$717.41
EFT168948	03/08/2023	BEYOND CLARITY	Vehicle Parts / Maintenance	\$713.35
EFT168949	03/08/2023	BIBBULMUN TRACK FOUNDATION	Stock Items - Visitor Centre	\$734.50
EFT168646	20/07/2023	BIG BOYS FIELD SERVICE PTY LTD	Vehicle Parts / Maintenance	\$583.00
EFT168778	27/07/2023	BIO DIVERSE SOLUTIONS	Bore Installation And Monitoring Q22005	\$3,279.72
EFT168779	27/07/2023	BLACK AND WHITE CONCRETING	Building Services	\$2,820.00
EFT168781	27/07/2023	BLOOMIN FLOWERS SPENCER PARK	Floral Arrangements	\$315.00
EFT168825	27/07/2023	BLUE RIBBON STAINLESS	Signage	\$2,994.65
EFT169112	10/08/2023	BLUE SKY RENEWABLES PTY LTD	Thermal Energy Supply P17026 (Two Months)	\$70,011.88



**CITY OF ALBANY**  
**LIST OF ACCOUNTS FOR PAYMENT**  
**FOR THE PERIOD ENDING 15 AUGUST 2023**

REPORT ITEM CCS561 REFERS

**ELECTRONIC FUND TRANSFER PAYMENTS**

EFT	DATE	NAME	DESCRIPTION	AMOUNT
EFT169108	10/08/2023	BOBS BIKES	Plant Parts And Repairs	\$319.80
EFT169109	10/08/2023	BOC GASES AUSTRALIA LIMITED	Gas Bottle Charges	\$83.17
EFT168649	20/07/2023	BRAND CANDY PTY LTD	Custom Rock Candy	\$603.00
EFT168952	03/08/2023	BROOKS HIRE SERVICE PTY LTD	Plant And Equipment Hire	\$796.88
EFT169111	10/08/2023	BROOKS HIRE SERVICE PTY LTD	Plant And Equipment Hire	\$7,183.91
EFT169005	03/08/2023	BUCHER MUNICIPAL PTY LTD	Vehicle Parts / Maintenance	\$6,143.99
EFT168953	03/08/2023	BUFF N POLISH	Vehicle Detailing	\$250.00
EFT169113	10/08/2023	BUILDING AND CONSTRUCTION INDUSTRY TRAINING BOARD	BCITF Levy	\$23,412.50
EFT168650	20/07/2023	BULLSEYE PLUMBING & GAS	Hydro Jetting Services	\$2,295.00
EFT168783	27/07/2023	BULLSEYE PLUMBING & GAS	Hydro Jetting Services	\$2,310.00
EFT168651	20/07/2023	BUNNINGS GROUP LIMITED	Hardware Supplies / Tools	\$522.47
EFT168784	27/07/2023	BUNNINGS GROUP LIMITED	Hardware Supplies / Tools	\$640.13
EFT168954	03/08/2023	BUNNINGS GROUP LIMITED	Hardware Supplies / Tools	\$515.92
EFT169115	10/08/2023	BUNNINGS GROUP LIMITED	Hardware Supplies / Tools	\$379.89
EFT168799	27/07/2023	C & P DAW	Rates Refund	\$415.49
EFT168882	27/07/2023	C STUCKEY	Rates Refund	\$1,700.52
EFT168652	20/07/2023	CABCHARGE PAYMENTS PTY LTD	Cab Fares	\$167.79
EFT168955	03/08/2023	CAITLIN SOPP PSYCHOLOGY	EAP Services	\$258.50
EFT169117	10/08/2023	CAITLIN SOPP PSYCHOLOGY	EAP Services	\$258.50
EFT168956	03/08/2023	CARROLL AND RICHARDSON FLAGS	Flag Supply	\$1,431.00
EFT168788	27/07/2023	CASEY AUSTRALIA TOURS	Stock Items - Visitor Centre	\$100.00
EFT168640	20/07/2023	CASSANDRA ARCHER	Filming Services	\$250.00
EFT168790	27/07/2023	CENTENNIAL STADIUM INC	Electricity Charges	\$271.73
EFT168654	20/07/2023	CENTIGRADE SERVICES PTY LTD	Plant Maintenance Services C22012	\$2,558.43
EFT168789	27/07/2023	CENTIGRADE SERVICES PTY LTD	Plant Maintenance Services C22012	\$5,160.70
EFT168958	03/08/2023	CENTIGRADE SERVICES PTY LTD	Plant Maintenance Services C22012	\$1,322.38
EFT168667	20/07/2023	CGS QUALITY CLEANING	Cleaning Services C20008	\$379.34
EFT168969	03/08/2023	CGS QUALITY CLEANING	Cleaning Services C20008	\$10,057.83
EFT169134	10/08/2023	CGS QUALITY CLEANING	Cleaning Services C20008	\$102,424.82
EFT168655	20/07/2023	CHADSON ENGINEERING PTY LTD	Pool Testing Supplies	\$261.25
EFT169122	10/08/2023	CHEYNES BEACH CARAVAN PARK	Catering Supplies	\$122.08
EFT168657	20/07/2023	CHILD SUPPORT AGENCY	Payroll deductions	\$1,142.77
EFT168959	03/08/2023	CHILD SUPPORT AGENCY	Payroll deductions	\$1,142.77
EFT168960	03/08/2023	CHRIS O'KEEFE CONSTRUCTION COST CONSULTANT	Construction Services	\$1,980.00
EFT168893	27/07/2023	CHRIS THOMSON	Councillor Allowance	\$3,042.51
EFT168658	20/07/2023	CHRISEA DESIGNS	Art Sales	\$69.00

**CITY OF ALBANY**  
**LIST OF ACCOUNTS FOR PAYMENT**  
**FOR THE PERIOD ENDING 15 AUGUST 2023**

REPORT ITEM CCS561 REFERS

**ELECTRONIC FUND TRANSFER PAYMENTS**

EFT	DATE	NAME	DESCRIPTION	AMOUNT
EFT168659	20/07/2023	CIVICA PTY LTD	Annual Spydus Software Subscription	\$120,014.40
EFT168961	03/08/2023	CLEANAWAY PTY LIMITED	Waste Disposal Services P20020	\$36,496.36
EFT168628	20/07/2023	COASTAL CRANES ALBANY	Plant And Equipment Hire	\$1,408.00
EFT168930	03/08/2023	COASTAL CRANES ALBANY	Plant And Equipment Hire	\$159.50
EFT169124	10/08/2023	COL BLACK'S MINI DIGGER & BRICK PAVING	Paving Works	\$9,350.00
EFT168660	20/07/2023	COLES SUPERMARKETS AUSTRALIA PTY LTD	Groceries	\$462.47
EFT168791	27/07/2023	COLES SUPERMARKETS AUSTRALIA PTY LTD	Groceries	\$206.53
EFT168798	27/07/2023	COLES SUPERMARKETS AUSTRALIA PTY LTD (ONLINE)	Groceries	\$248.22
EFT168962	03/08/2023	COLES SUPERMARKETS AUSTRALIA PTY LTD	Groceries	\$640.41
EFT169123	10/08/2023	COLES SUPERMARKETS AUSTRALIA PTY LTD	Groceries	\$309.20
EFT169127	10/08/2023	COLES SUPERMARKETS AUSTRALIA PTY LTD (ONLINE)	Groceries	\$322.80
EFT168785	27/07/2023	COMMERCIAL AQUATICS AUSTRALIA (WA) PTY LTD	Plant Maintenance Services Q22028	\$1,201.75
EFT169116	10/08/2023	COMMERCIAL AQUATICS AUSTRALIA (WA) PTY LTD	Plant Maintenance Services Q22028	\$10,444.50
EFT168796	27/07/2023	COMMUNITY RESOURCES LTD (SOFT LANDING)	Recycling Services Q23028	\$11,590.70
EFT169126	10/08/2023	COMMUNITY RESOURCES LTD (SOFT LANDING)	Recycling Services Q23028	\$9,155.30
EFT168662	20/07/2023	CREATIONS HOMES PTY LTD	Building Maintenance Services C21015	\$13,384.71
EFT168965	03/08/2023	CREATIONS HOMES PTY LTD	Building Maintenance Services C21015	\$15,983.30
EFT169130	10/08/2023	CYNERGIC INTERNET	IT Services / Maintenance	\$1,974.89
EFT168721	20/07/2023	CYNTHIA TRACEY ORR	Stock Items - Box Office / Workshop Presentation	\$10.90
EFT169018	03/08/2023	CYNTHIA TRACEY ORR	Stock Items - Box Office / Workshop Presentation	\$654.00
EFT169193	10/08/2023	CYNTHIA TRACEY ORR	Stock Items - Box Office / Workshop Presentation	\$685.70
EFT169131	10/08/2023	D & K ENGINEERING	Plant Parts And Repairs	\$1,097.25
EFT168802	27/07/2023	D ELLIOTT	Refund	\$150.00
EFT168820	27/07/2023	D HARRISON	Staff Reimbursement	\$19.95
EFT168831	27/07/2023	D LAWRENCE	Staff Reimbursement	\$149.00
EFT168750	20/07/2023	D WAUGH	Staff Reimbursement	\$43.79
EFT168967	03/08/2023	DATA #3 LIMITED	Subscription Fee	\$8,309.73
EFT168968	03/08/2023	DAVID CRONIN	Sale Of Artwork	\$314.05
EFT168794	27/07/2023	DELMA BAESJOU	Councillor Allowance	\$3,042.51
EFT168722	20/07/2023	DELTA AGRIBUSINESS T/A PETER GRAHAM CO	Vegetation Maintenance / Hardware Supplies Q22007	\$16,061.28
EFT168859	27/07/2023	DELTA AGRIBUSINESS T/A PETER GRAHAM CO	Vegetation Maintenance / Hardware Supplies Q22007	\$1,128.00
EFT169024	03/08/2023	DELTA AGRIBUSINESS T/A PETER GRAHAM CO	Vegetation Maintenance / Hardware Supplies Q22007	\$199.00
EFT169196	10/08/2023	DELTA AGRIBUSINESS T/A PETER GRAHAM CO	Vegetation Maintenance / Hardware Supplies Q22007	\$3,035.80
EFT168906	27/07/2023	DENNIS WELLINGTON	Mayoral Allowance	\$12,197.09
EFT168669	20/07/2023	DEPARTMENT OF BIODIVERSITY CONSERVATION AND ATTRACTIONS	National Park Pass Resales	\$3,123.00

**CITY OF ALBANY**  
**LIST OF ACCOUNTS FOR PAYMENT**  
**FOR THE PERIOD ENDING 15 AUGUST 2023**

REPORT ITEM CCS561 REFERS

**ELECTRONIC FUND TRANSFER PAYMENTS**

EFT	DATE	NAME	DESCRIPTION	AMOUNT
EFT169136	10/08/2023	DEPARTMENT OF BIODIVERSITY CONSERVATION AND ATTRACTIONS	National Park Pass Resales	\$2,430.00
EFT168981	03/08/2023	DEPARTMENT OF FIRE AND EMERGENCY SERVICES - DIRECT BRIGADE ALARM MONITORING	Alarm Monitoring	\$3,762.00
EFT169114	10/08/2023	DEPARTMENT OF MINES, INDUSTRY REGULATION AND SAFETY	BSL Levy	\$28,361.90
EFT168668	20/07/2023	DEPARTMENT OF PLANNING, LANDS AND HERITAGE	Lease Rent / Lodgement Fee	\$550.00
EFT168970	03/08/2023	DEPARTMENT OF PLANNING, LANDS AND HERITAGE	Lease Rent / Lodgement Fee	\$3,172.00
EFT168749	20/07/2023	DEPARTMENT OF WATER AND ENVIRONMENTAL REGULATION	Licence Fee	\$2,176.00
EFT169073	03/08/2023	DIANA FORREST WOODBURY	Stock Items - Visitor Centre	\$160.00
EFT168676	20/07/2023	DIG THE DUST	Performance Fees	\$900.00
EFT168972	03/08/2023	DIGITAL EDUCATION SERVICES	Subscription Fee	\$1,421.46
EFT168670	20/07/2023	DISCOVERY BAY TOURISM PRECINCT LTD	Park Passes / Entry Tickets	\$229.50
EFT169137	10/08/2023	DISCOVERY BAY TOURISM PRECINCT LTD	Park Passes / Entry Tickets	\$80.75
EFT168672	20/07/2023	DJL ELECTRICAL CONTRACTING	Testing And Tagging Services Q21057	\$1,523.50
EFT168800	27/07/2023	DJL ELECTRICAL CONTRACTING	Testing And Tagging Services Q21057	\$989.45
EFT168973	03/08/2023	DJL ELECTRICAL CONTRACTING	Testing And Tagging Services Q21057	\$1,846.90
EFT169138	10/08/2023	DJL ELECTRICAL CONTRACTING	Testing And Tagging Services Q21057	\$10,752.50
EFT168673	20/07/2023	DOG ROCK MOTEL	Accommodation - J Donaldson - EOI Bicentenary	\$208.00
EFT168674	20/07/2023	DOMINO'S PIZZA	Catering	\$81.96
EFT169128	10/08/2023	DOWNER EDI WORKS PTY LTD	Monthly Access Fee	\$256.43
EFT169139	10/08/2023	DRIVEADS	Billboard Hire	\$3,360.00
EFT168801	27/07/2023	DYLAN'S ON THE TERRACE	Catering	\$439.50
EFT168901	27/07/2023	E VORSTER	Staff Reimbursement	\$20.00
EFT168677	20/07/2023	EASI PACKAGING PTY LTD	Payroll deductions	\$11,655.64
EFT168975	03/08/2023	EASI PACKAGING PTY LTD	Offset Refund	\$20,262.75
EFT168678	20/07/2023	ENTS FORESTRY PTY LTD	Management Services	\$6,050.00
EFT168946	03/08/2023	ENVIRONMENTAL HEALTH AUSTRALIA (WA) INC	Subscription Fee	\$550.00
EFT168679	20/07/2023	E-STRALIAN PTY LTD T/A SPARQUE	E-Bike Lease	\$494.02
EFT168977	03/08/2023	E-STRALIAN PTY LTD T/A SPARQUE	E-Bike Lease	\$494.02
EFT168803	27/07/2023	EURO DIESEL SERVICES	Plant Parts And Repairs	\$199.24
EFT168804	27/07/2023	EVERTRANS	Plant Parts And Repairs	\$341.00
EFT168978	03/08/2023	EVERTRANS	Plant Parts And Repairs	\$737.00
EFT168979	03/08/2023	EXECUTIVE MEDIA PTY LTD	Advertising	\$1,850.00
EFT168805	27/07/2023	EYERITE SIGNS	Sign Pranging / Supply	\$3,165.58
EFT168980	03/08/2023	EYERITE SIGNS	Sign Pranging / Supply	\$1,278.90
EFT169141	10/08/2023	FABIAN ROBERTS	Performance Fees	\$1,000.00



**CITY OF ALBANY**  
**LIST OF ACCOUNTS FOR PAYMENT**  
**FOR THE PERIOD ENDING 15 AUGUST 2023**

REPORT ITEM CCS561 REFERS

**ELECTRONIC FUND TRANSFER PAYMENTS**

EFT	DATE	NAME	DESCRIPTION	AMOUNT
EFT168623	17/07/2023	FALCON.IO APS	Software Subscription	\$9,600.00
EFT169142	10/08/2023	FARMERS CENTRE (1978) PTY LTD	Vehicle Parts / Maintenance	\$1,122.25
EFT168982	03/08/2023	FIRE & SAFETY WA	Fire Equipment Maintenance	\$1,766.38
EFT168688	20/07/2023	FIRST NATIONAL REAL ESTATE	Rental Charges	\$200.00
EFT168819	27/07/2023	FIRST NATIONAL REAL ESTATE	Rental Charges	\$200.00
EFT168808	27/07/2023	FLEET NETWORK	Novated Lease Charges	\$1,618.54
EFT169144	10/08/2023	FLEET NETWORK	Novated Lease Charges	\$1,618.54
EFT168809	27/07/2023	FLOOD THE MOON	Performance Fees	\$400.00
EFT168680	20/07/2023	FOUNDATION ELECTRICAL PTY LTD	Electrical Services	\$2,529.68
EFT169145	10/08/2023	FOXTEL MANAGEMENT PTY LTD	Foxtel Subscription	\$440.00
EFT169146	10/08/2023	FRANGIPANI FLORAL STUDIO	Wreath	\$90.00
EFT168811	27/07/2023	FUJIFILM BUSINESS INNOVATION AUSTRALIA PTY LTD	Printer Charges	\$248.02
EFT169217	10/08/2023	G & L SHEETMETAL	Hardware Supplies / Tools	\$93.50
EFT168683	20/07/2023	G & M DETERGENTS & HYGIENE SERVICES ALBANY	Cleaning / Hygiene Services / Supplies Q22034	\$2,926.30
EFT168984	03/08/2023	G & M DETERGENTS & HYGIENE SERVICES ALBANY	Cleaning / Hygiene Services / Supplies Q22034	\$2,225.08
EFT169149	10/08/2023	G & M DETERGENTS & HYGIENE SERVICES ALBANY	Cleaning / Hygiene Services / Supplies Q22034	\$5,020.68
EFT169147	10/08/2023	G BALLAST	Refund	\$100.50
EFT168682	20/07/2023	GIBSON INTERNATIONAL LTD	NAC Service Level Agreement	\$7,403.00
EFT168813	27/07/2023	GLENN'S HEAVY RECOVERY & TOWING	Towing Services	\$550.00
EFT168681	20/07/2023	GLOBAL ACCESS AUSTRALIA PTY LTD	Hardware Supplies / Tools	\$1,078.00
EFT168983	03/08/2023	GLOBAL MARINE ENCLOSURES PTY LTD	Monitoring & Maintenance	\$12,840.00
EFT168684	20/07/2023	GNEISS DESIGN	Videography Services	\$300.00
EFT168985	03/08/2023	GOODYEAR AUTOCARE ALBANY	Tyre Supply	\$6,550.00
EFT169153	10/08/2023	GREAT SOUTHERN BOUNDARIES	Fencing Services	\$2,970.00
EFT169152	10/08/2023	GREAT SOUTHERN LIQUID WASTE	Liquid Waste Disposal services	\$198.00
EFT168701	20/07/2023	GREAT SOUTHERN MOTORCYCLES WA	Vehicle Supply	\$17,459.25
EFT168826	27/07/2023	GREAT SOUTHERN MOTORCYCLES WA	Vehicle Parts / Maintenance	\$264.00
EFT168815	27/07/2023	GREAT SOUTHERN PEST & WEED CONTROL / ALBANY PEST & WEED CONTROL	Pest Management Services Q23031	\$222.50
EFT168988	03/08/2023	GREAT SOUTHERN PEST & WEED CONTROL / ALBANY PEST & WEED CONTROL	Pest Management Services Q23031	\$175.00
EFT168685	20/07/2023	GREAT SOUTHERN SUPPLIES	Uniforms (Q22022) / PPE / Cleaning & Hygiene Supplies (Q22304)	\$3,175.45
EFT168816	27/07/2023	GREAT SOUTHERN SUPPLIES	Uniforms (Q22022) / PPE / Cleaning & Hygiene Supplies (Q22304)	\$894.55

**CITY OF ALBANY**  
**LIST OF ACCOUNTS FOR PAYMENT**  
**FOR THE PERIOD ENDING 15 AUGUST 2023**

REPORT ITEM CCS561 REFERS

**ELECTRONIC FUND TRANSFER PAYMENTS**

EFT	DATE	NAME	DESCRIPTION	AMOUNT
EFT168989	03/08/2023	GREAT SOUTHERN SUPPLIES	Uniforms (Q22022) / PPE / Cleaning & Hygiene Supplies (Q22304)	\$2,129.55
EFT169151	10/08/2023	GREAT SOUTHERN SUPPLIES	Uniforms (Q22022) / PPE / Cleaning & Hygiene Supplies (Q22304)	\$949.65
EFT169102	10/08/2023	GREAT SOUTHERN TREE CARE PTY LTD T/A BARRETTS TREE SERVICES	Mulching Services	\$1,900.00
EFT168990	03/08/2023	GREAT SOUTHERN TURF	Turf Supply And Install Q23003	\$35,200.00
EFT168817	27/07/2023	GREEN MAN MEDIA PRODUCTIONS	Videography Services	\$2,860.00
EFT168814	27/07/2023	GREEN SKILLS INCORPORATED	Vegetation Management Services C22010(A)	\$573.00
EFT168987	03/08/2023	GREEN SKILLS INCORPORATED	Vegetation Management Services C22010(A)	\$669.50
EFT168881	27/07/2023	GREGORY BRIAN STOCKS	Councillor Allowance	\$3,042.51
EFT169154	10/08/2023	GROENEVELD-BEKA PTY LTD	Plant Parts And Repairs	\$766.47
EFT168687	20/07/2023	GSM AUTO ELECTRICAL	Plant Parts and Repairs	\$136.92
EFT169104	10/08/2023	H BELL	Staff Reimbursement	\$53.50
EFT168692	20/07/2023	H+H ARCHITECTS	Architectural Services Q22053	\$2,259.40
EFT169157	10/08/2023	H+H ARCHITECTS	Architectural Services Q22053	\$9,820.25
EFT168723	20/07/2023	HANSON CONSTRUCTION MATERIALS PTY LTD	Concrete Products / Services C22007	\$2,006.91
EFT168860	27/07/2023	HANSON CONSTRUCTION MATERIALS PTY LTD	Concrete Products / Services C22007	\$916.63
EFT169025	03/08/2023	HANSON CONSTRUCTION MATERIALS PTY LTD	Concrete Products / Services C22007	\$1,407.31
EFT169198	10/08/2023	HANSON CONSTRUCTION MATERIALS PTY LTD	Concrete Products / Services C22007	\$400.08
EFT168795	27/07/2023	HARLEY COYNE	Workshop Presentation	\$300.00
EFT168821	27/07/2023	HARV'S TYRES	Vehicle Parts / Maintenance	\$1,730.00
EFT169155	10/08/2023	HELEN M HEEREY	Sale Of Artwork	\$206.61
EFT168689	20/07/2023	HELEN MUNT	Heritage Advisory Services	\$3,830.75
EFT168822	27/07/2023	HELEN MUNT	Heritage Advisory Services	\$662.34
EFT169194	10/08/2023	HELEN PARRY	Stock Items - Box Office	\$55.00
EFT169158	10/08/2023	HHG LEGAL GROUP	Professional Services	\$1,053.80
EFT168991	03/08/2023	HIDEWOOD QUALITY PRINTERS	Printing	\$273.90
EFT168690	20/07/2023	HIGHWAY WRECKERS	Towing Services	\$220.00
EFT168691	20/07/2023	HILTON GARDEN INN ALBANY	Room Hire	\$4,103.00
EFT168992	03/08/2023	HOBBS PAINTING AND DECORATING	Painting Works Q23019	\$20,000.00
EFT169107	10/08/2023	I BLOBEL & A GILLESPIE	Refund	\$150.00
EFT168693	20/07/2023	IMPACT SERVICES PTY LTD	Casual Labour / Apprentices	\$985.31
EFT168824	27/07/2023	IMPACT SERVICES PTY LTD	Casual Labour / Apprentices	\$1,044.02
EFT168995	03/08/2023	IMPACT SERVICES PTY LTD	Casual Labour / Apprentices	\$1,048.21
EFT169159	10/08/2023	IMPACT SERVICES PTY LTD	Casual Labour / Apprentices	\$1,056.60

**CITY OF ALBANY**  
**LIST OF ACCOUNTS FOR PAYMENT**  
**FOR THE PERIOD ENDING 15 AUGUST 2023**

REPORT ITEM CCS561 REFERS

**ELECTRONIC FUND TRANSFER PAYMENTS**

EFT	DATE	NAME	DESCRIPTION	AMOUNT
EFT168994	03/08/2023	IMPULSE CYCLES	Plant Purchases	\$2,398.00
EFT168695	20/07/2023	INTEGRAL DEVELOPMENT	Staff Training	\$6,314.00
EFT168696	20/07/2023	IRRIGATION AUSTRALIA LTD	Membership Fees	\$780.00
EFT168812	27/07/2023	ISAAC GAFFNEY	Performance Fees	\$600.00
EFT168996	03/08/2023	ISUBSCRIBE	Subscription Fee	\$3,960.18
EFT169161	10/08/2023	ITR PACIFIC PTY LTD	Hardware Supplies / Tools	\$2,071.43
EFT168853	27/07/2023	IXOM	Chemical Supplies	\$1,511.20
EFT168653	20/07/2023	J & S CASTLEHOW ELECTRICAL SERVICES	Electrical Services C210004, C22021	\$1,656.87
EFT168787	27/07/2023	J & S CASTLEHOW ELECTRICAL SERVICES	Electrical Services	\$485.10
EFT168957	03/08/2023	J & S CASTLEHOW ELECTRICAL SERVICES	Electrical Services C22021, Q22033, C21004	\$8,345.62
EFT169120	10/08/2023	J & S CASTLEHOW ELECTRICAL SERVICES	Electrical Services C22021	\$6,003.97
EFT168971	03/08/2023	J DETERMES	Rates Refund	\$3,635.66
EFT168828	27/07/2023	J KIDDLE	Staff Reimbursement	\$175.60
EFT169165	10/08/2023	J KIDDLE	Staff Reimbursement	\$71.80
EFT168998	03/08/2023	J SMITH	Refund	\$162.00
EFT168780	27/07/2023	J. BLACKWOOD & SON PTY LTD	Hardware Supplies / Tools	\$1,673.37
EFT169106	10/08/2023	J. BLACKWOOD & SON PTY LTD	Hardware Supplies / Tools	\$5,039.14
EFT168698	20/07/2023	JACKSON ENVIRONMENT AND PLANNING PTY LTD	Professional Services Q22043	\$11,616.00
EFT168713	20/07/2023	JAMES (JORDY) MORCOM	Performance Fees	\$450.00
EFT168699	20/07/2023	JCB CONSTRUCTION EQUIPMENT AUSTRALIA	Vehicle Parts / Maintenance	\$420.21
EFT168997	03/08/2023	JCB CONSTRUCTION EQUIPMENT AUSTRALIA	Vehicle Parts / Maintenance	\$1,191.72
EFT168870	27/07/2023	JESSICA RUGGERA	Dance Class Presentation	\$232.40
EFT169105	10/08/2023	JHODI MAY BENNETT	Stock Items - Box Office	\$261.80
EFT168875	27/07/2023	JOHN SHANHUN	Councillor Allowance	\$3,042.51
EFT168758	20/07/2023	JON WOOLF	Animal Collection Services Q23033	\$375.00
EFT168912	27/07/2023	JON WOOLF	Animal Collection Services Q23033	\$375.00
EFT169074	03/08/2023	JON WOOLF	Animal Collection Services Q23033	\$375.00
EFT169253	10/08/2023	JON WOOLF	Animal Collection Services Q23033	\$375.00
EFT168890	27/07/2023	JTAGZ PTY LTD	Animal Management Materials	\$1,144.00
EFT168747	20/07/2023	JULIA WARREN T/A TWO STORIES	Stock Items - Box Office	\$43.68
EFT169240	10/08/2023	JULIA WARREN T/A TWO STORIES	Stock Items - Box Office	\$87.28
EFT169012	03/08/2023	JUNIPER MOIGNARD	Performance Fees	\$100.00
EFT168999	03/08/2023	JUST A CALL DELIVERIES	Internal Mail Delivery	\$1,240.25
EFT168827	27/07/2023	JUST SEW EMBROIDERY	Embroidery Services	\$8.80
EFT169163	10/08/2023	JUST SEW EMBROIDERY	Embroidery Services	\$88.00
EFT168829	27/07/2023	K COOPER	Staff Reimbursement	\$314.80

**CITY OF ALBANY**  
**LIST OF ACCOUNTS FOR PAYMENT**  
**FOR THE PERIOD ENDING 15 AUGUST 2023**

REPORT ITEM CCS561 REFERS

**ELECTRONIC FUND TRANSFER PAYMENTS**

EFT	DATE	NAME	DESCRIPTION	AMOUNT
EFT168823	27/07/2023	K HOUDERRANI	Staff Reimbursement	\$75.80
EFT168874	27/07/2023	K SELEPAK	Rates Refund	\$792.24
EFT168894	27/07/2023	K.E ALBRECHT & T FISHER & M.A KLUCK & C.S RICHARDSON	Performance Fees	\$1,500.00
EFT169000	03/08/2023	KANGA LOADERS WA	Plant Parts And Repairs	\$293.93
EFT169164	10/08/2023	KANGA LOADERS WA	Plant Parts And Repairs	\$53.80
EFT168671	20/07/2023	KEVIN VAN BUERLE T/AS SET APART DJ SERVICES	DJ Services	\$800.00
EFT168830	27/07/2023	KLB SYSTEMS	IT Equipment	\$2,217.60
EFT168702	20/07/2023	KMART ALBANY	Day Care / Library Supplies	\$191.00
EFT168716	20/07/2023	KRIS NELSON	Performance Fees	\$300.00
EFT168871	27/07/2023	L SAUNDERS	Staff Reimbursement	\$87.00
EFT169166	10/08/2023	LA BOTANIC	Floral Arrangement	\$240.00
EFT169135	10/08/2023	LANDGATE	Valuations	\$174.85
EFT168703	20/07/2023	LANDMARK ENGINEERING AND DESIGN T/AS MODUS AUSTRALIA	Construction Materials PSP012	\$54,343.52
EFT168745	20/07/2023	LAUREN ANNE TRUSCOTT	Stock Items - Box Office	\$72.70
EFT169002	03/08/2023	LEAH HANNANT	Sale Of Artwork	\$574.38
EFT168832	27/07/2023	LEARNING HORIZONS	Consultancy Services	\$6,600.00
EFT168964	03/08/2023	LESTER COYNE	Welcome To Country	\$900.00
EFT168833	27/07/2023	LET'S PARTY HIRE	Event Hire	\$1,295.00
EFT168704	20/07/2023	LGC TRAFFIC MANAGEMENT	Traffic Management C21002(B)	\$759.52
EFT168834	27/07/2023	LGC TRAFFIC MANAGEMENT	Traffic Management C21002(B)	\$21,076.12
EFT169003	03/08/2023	LGC TRAFFIC MANAGEMENT	Traffic Management C21002(B)	\$9,303.42
EFT169169	10/08/2023	LGC TRAFFIC MANAGEMENT	Traffic Management C21002(B)	\$11,644.75
EFT168849	27/07/2023	LGISWA	Insurance Expense	\$8,556.90
EFT168835	27/07/2023	LIFTRITE HIRE & SALES	Plant Parts And Repairs	\$1,254.00
EFT168836	27/07/2023	LIGHTING OPTIONS AUSTRALIA	Lighting Audit Services	\$2,744.50
EFT168656	20/07/2023	LINDA CHAMBERS	Stock Items - Box Office	\$58.30
EFT169140	10/08/2023	LINLEY RAE EWEN	Stock Items - Box Office	\$53.80
EFT168837	27/07/2023	LITTLE ALBANY FACTORY	Stock Items - Visitor Centre	\$412.50
EFT169170	10/08/2023	LN & JP BLACK	Fencing Services	\$13,860.00
EFT169171	10/08/2023	LOCAL HEALTH AUTHORITIES ANALYTICAL COMMITTEE	Laboratory Analytical Services - Subscription	\$9,527.23
EFT169172	10/08/2023	LOCHNESS LANDSCAPE SERVICES	Verge Maintenance C22009	\$18,190.00
EFT168706	20/07/2023	LOWER KING STORE	Refreshments	\$176.00
EFT168712	20/07/2023	M & L AUSTRALASIA PTY LTD	Stock Items - Forts Store	\$1,366.00
EFT169004	03/08/2023	M AND B SALES PTY LTD	Hardware Building Maintenance Supplies / Tools	\$438.47
EFT169174	10/08/2023	M AND B SALES PTY LTD	Hardware Building Maintenance Supplies / Tools	\$331.90



**CITY OF ALBANY**  
**LIST OF ACCOUNTS FOR PAYMENT**  
**FOR THE PERIOD ENDING 15 AUGUST 2023**

REPORT ITEM CCS561 REFERS

**ELECTRONIC FUND TRANSFER PAYMENTS**

EFT	DATE	NAME	DESCRIPTION	AMOUNT
EFT169062	03/08/2023	M VORSTER	Staff Reimbursement	\$30.00
EFT169173	10/08/2023	M2 TECHNOLOGY GROUP	On Hold Services	\$754.01
EFT168793	27/07/2023	MALCOLM TRAILL	Councillor Allowance	\$3,042.51
EFT169132	10/08/2023	MARC DAVIES	Sale Of Artwork	\$206.61
EFT168705	20/07/2023	MARIO'S STOCKFEEDS	Bulk Container	\$120.00
EFT169008	03/08/2023	MARSHALL BATTERIES ALBANY	Hardware Supplies / Tools	\$390.00
EFT169176	10/08/2023	MARSHALL MOWERS	Hardware Supplies / Tools	\$3,750.00
EFT169181	10/08/2023	MARTIN L CROPPER & DEBORAH A BIRCH	Performance Fees	\$350.00
EFT168777	27/07/2023	MATT BENSON-LIDHOLM JP	Councillor Allowance	\$3,042.51
EFT169177	10/08/2023	MAUREEN JAMES	Workshop Presentation	\$150.00
EFT168709	20/07/2023	MEGA VISION SOUND & LIGHTING	Hire Of Equipment	\$1,172.05
EFT168666	20/07/2023	MELISSA ANN DAW	Stock Items - Box Office	\$70.00
EFT169133	10/08/2023	MELISSA ANN DAW	Stock Items - Box Office	\$80.00
EFT168840	27/07/2023	MENTAL MEDIA PTY LTD	Podcatcher Fee	\$3,347.30
EFT169178	10/08/2023	MENTAL MEDIA PTY LTD	Podcatcher Fee	\$3,347.30
EFT168710	20/07/2023	MESSAGE MEDIA / MESSAGE4U PTY LTD	Monthly Access Fee	\$42.90
EFT168711	20/07/2023	METCO FARM	Stock Items - Forts Store	\$330.00
EFT169010	03/08/2023	METROLL ALBANY	Grounds Maintenance Materials	\$247.80
EFT169179	10/08/2023	METROLL ALBANY	Grounds Maintenance Materials	\$1,284.33
EFT168951	03/08/2023	MILITARY SHOP	Stock Items - Forts Store	\$1,096.59
EFT169182	10/08/2023	MILLS OAKLEY LAWYERS	Legal Fees	\$5,082.00
EFT169180	10/08/2023	MINNA ENGINEERING	Clock Repairs / Services	\$1,936.00
EFT168842	27/07/2023	MINTER ELLISON	Legal Fees	\$3,172.51
EFT168843	27/07/2023	MM DESIGNS	Stock Items - Visitor Centre	\$258.75
EFT169011	03/08/2023	MM DESIGNS	Stock Items - Visitor Centre	\$339.75
EFT168844	27/07/2023	MODERN TEACHING AIDS PTY LTD	Educational Toys / Supplies	\$330.99
EFT168845	27/07/2023	MOLONEY ASSET MANAGEMENT SYSTEM	Software Subscription	\$440.00
EFT169212	10/08/2023	MONTYS LEAP	Refreshments	\$535.00
EFT168846	27/07/2023	MORAY & AGNEW LAWYERS	Legal Fees	\$7,342.62
EFT168847	27/07/2023	MOWMASTER TURF EQUIPMENT	Plant Parts And Repairs	\$218.90
EFT169009	03/08/2023	MUDDY BOTTOM CREEK T/A THE FAT SCONE	Catering	\$910.00
EFT169013	03/08/2023	MULE CREATIVE	Videography / Graphic Design	\$14,520.00
EFT169184	10/08/2023	MULE CREATIVE	Videography / Graphic Design	\$357.50
EFT169185	10/08/2023	MUSEUM WITHOUT WALLS	Writing Services	\$500.00
EFT169148	10/08/2023	N GLIGOREVIC	Refund	\$30.00
EFT169162	10/08/2023	N JONES	Reusable Nappy Incentive	\$86.48

**CITY OF ALBANY**  
**LIST OF ACCOUNTS FOR PAYMENT**  
**FOR THE PERIOD ENDING 15 AUGUST 2023**

REPORT ITEM CCS561 REFERS

**ELECTRONIC FUND TRANSFER PAYMENTS**

EFT	DATE	NAME	DESCRIPTION	AMOUNT
EFT169189	10/08/2023	N NOTMAN-JOVANOVICH	Refund	\$48.00
EFT169208	10/08/2023	NADIA LORRAINE ROELOFS	Stock Items - Box Office	\$56.00
EFT169186	10/08/2023	NAJA BUSINESS CONSULTING SERVICES	Consulting Services	\$16,870.48
EFT169187	10/08/2023	NEVILLES HARDWARE & BUILDING SUPPLIES	Hardware Supplies / Tools	\$34.45
EFT168665	20/07/2023	NICOLE DANIELE T/A NRD CERAMICS	Stock Items - Box Office	\$131.00
EFT168851	27/07/2023	NORDIC FITNESS EQUIPMENT	Cleaning Materials	\$1,424.00
EFT168718	20/07/2023	NOVUS AUTO GLASS REPAIRS AND REPLACEMENT ALBANY	Vehicle Parts / Maintenance	\$1,920.00
EFT169190	10/08/2023	NOVUS AUTO GLASS REPAIRS AND REPLACEMENT ALBANY	Vehicle Parts / Maintenance	\$380.00
EFT168719	20/07/2023	OFFICEWORKS SUPERSTORES PTY LTD	Office Supplies / Stationery	\$99.55
EFT168852	27/07/2023	OFFICEWORKS SUPERSTORES PTY LTD	Office Supplies / Stationery	\$641.93
EFT169191	10/08/2023	OFFICEWORKS SUPERSTORES PTY LTD	Office Supplies / Stationery	\$170.19
EFT169015	03/08/2023	OMNICOM MEDIA GROUP AUSTRALIA PTY LTD	Advertising	\$1,238.35
EFT168720	20/07/2023	ON POINT WELDING	Vehicle Parts / Maintenance	\$20.00
EFT169016	03/08/2023	ORBIT HEALTH & FITNESS SOLUTIONS PTY LTD	Sporting Equipment	\$164.00
EFT169017	03/08/2023	ORIKAN NEW ZEALAND LIMITED	Airport Fee Pillars - Subscription / Transaction Fees	\$273.21
EFT169192	10/08/2023	ORIKAN NEW ZEALAND LIMITED	Airport Fee Pillars - Subscription / Transaction Fees	\$23.54
EFT168854	27/07/2023	OWA TRAILERS AND FABRICATIONS	Plant Parts And Repairs	\$3,575.00
EFT168855	27/07/2023	OYSTER HARBOUR LANDSCAPE SUPPLIES	Landscaping Supplies	\$220.00
EFT169019	03/08/2023	OYSTER HARBOUR LANDSCAPE SUPPLIES	Landscaping Supplies	\$650.00
EFT169214	10/08/2023	P BURTON	Refund	\$82.92
EFT169020	03/08/2023	P GREENHART	Crossover Subsidy	\$410.70
EFT168839	27/07/2023	P MCGREGOR	Rates Refund	\$876.47
EFT168856	27/07/2023	PALMER EARTHMOVING - PALMER CIVIL CONSTRUCTION	Plant And Equipment Hire C23009(H)	\$3,459.55
EFT169054	03/08/2023	PAMELA FOWLER THE TROPHY SHOP ALBANY	Grounds Maintenance Services	\$322.00
EFT168637	20/07/2023	PAPERBARK MERCHANTS	Book Purchases	\$23.95
EFT169021	03/08/2023	PASSMORE CYCLES	Plant Purchases	\$5,199.00
EFT168892	27/07/2023	PAUL TERRY	Councillor Allowance	\$3,042.51
EFT169201	10/08/2023	PAVEMENT MANAGEMENT SERVICES PTY LTD	Ground Radar Testing Services P22023	\$82,902.11
EFT169195	10/08/2023	PAXON GROUP	Consulting Services Q23001	\$16,949.20
EFT168858	27/07/2023	PENNANT HOUSE	Purchase Of Flags	\$1,039.50
EFT169022	03/08/2023	PENROSE PROFESSIONAL LAWN CARE	Mowing Services	\$308.00
EFT169023	03/08/2023	PERDAMAN ADVANCED ENERGY PTY LTD	Installation of Solar System Q22038	\$31,491.30
EFT169197	10/08/2023	PFD FOOD SERVICES PTY LTD	Training Supplies	\$63.30
EFT168914	27/07/2023	PHILIP WYATT LAWYERS	Rates Refund	\$620.71
EFT168857	27/07/2023	PHOENIX CIVIL & EARTHMOVING PTY LTD	Construction Services C22002	\$81,513.47
EFT168865	27/07/2023	PIVOT SUPPORT SERVICES	Gardening Services	\$310.20

**CITY OF ALBANY**  
**LIST OF ACCOUNTS FOR PAYMENT**  
**FOR THE PERIOD ENDING 15 AUGUST 2023**

REPORT ITEM CCS561 REFERS

**ELECTRONIC FUND TRANSFER PAYMENTS**

EFT	DATE	NAME	DESCRIPTION	AMOUNT
EFT168917	03/08/2023	PIVOTEL SATELLITE PTY LIMITED	Spot Tracking Charges	\$310.00
EFT168724	20/07/2023	PLANTAGENET PRODUCTION SERVICES	Equipment Hire / Tech Services	\$4,212.93
EFT169027	03/08/2023	PLANTAGENET PRODUCTION SERVICES	Equipment Hire / Tech Services	\$4,313.80
EFT168861	27/07/2023	PLASTICS PLUS	Storage Supplies	\$90.20
EFT168863	27/07/2023	PROTECTOR FIRE SERVICES	Fire Safety Equipment / Maintenance	\$1,254.00
EFT169202	10/08/2023	PROTECTOR FIRE SERVICES	Fire Safety Equipment / Maintenance	\$1,492.54
EFT168864	27/07/2023	QUANTIFIED TREE RISK ASSESSMENT LTD	Staff Training	\$1,067.00
EFT169028	03/08/2023	QUICK SHOT COFFEE	Catering	\$280.50
EFT169203	10/08/2023	QUICK SHOT COFFEE	Catering	\$159.50
EFT168727	20/07/2023	R & J BATTERIES PTY LTD	Hardware / Plant Supplies / Tools	\$374.91
EFT168867	27/07/2023	R & J BATTERIES PTY LTD	Hardware / Plant Supplies / Tools	\$1,027.75
EFT169031	03/08/2023	R & J BATTERIES PTY LTD	Hardware / Plant Supplies / Tools	\$422.40
EFT169207	10/08/2023	R & J BATTERIES PTY LTD	Hardware / Plant Supplies / Tools	\$809.05
EFT168708	20/07/2023	R MANOLAS	Refund	\$59.93
EFT169204	10/08/2023	RAYS FIREARMS & ARCHERY	Firearm Expenses	\$150.80
EFT169029	03/08/2023	RECONNECT HEALTH AND WELLBEING	EAP Services	\$187.00
EFT169205	10/08/2023	RECONNECT HEALTH AND WELLBEING	EAP Services	\$374.00
EFT169030	03/08/2023	REDMAN SOLUTIONS PTY LTD	Archive Manager Renewal	\$6,006.00
EFT168725	20/07/2023	REECE PTY LTD	Plumbing Parts	\$584.41
EFT169206	10/08/2023	REECE PTY LTD	Plumbing Parts	\$167.35
EFT168726	20/07/2023	REPCO AUTO PARTS	Vehicle Parts / Maintenance	\$290.35
EFT168879	27/07/2023	RESOURCE RECOVERY GROUP	Membership Renewal	\$4,950.00
EFT168866	27/07/2023	RICOH	Copier Charges	\$10,921.95
EFT168886	27/07/2023	ROBERT SUTTON	Councillor Allowance	\$3,042.51
EFT168729	20/07/2023	ROBERT VERMEULEN (RV MUSIC)	Performance Fees	\$100.00
EFT169032	03/08/2023	ROFIATI T/A INDONESIAN COMMUNITY	Performance Fees	\$250.00
EFT169242	10/08/2023	ROSALIND WATSON	EAP Services	\$506.00
EFT168700	20/07/2023	ROSLYN JOY JENKE	Stock Items - Box Office	\$103.65
EFT168869	27/07/2023	ROYALE PATISSERIE	Catering	\$65.00
EFT169209	10/08/2023	RSPCA	Community Developing Funding	\$4,519.09
EFT169175	10/08/2023	S MACIEJEWSKI	Staff Reimbursement	\$16.40
EFT169210	10/08/2023	SAFETY BARRIERS WA	Road Furniture Purchase	\$6,252.40
EFT169211	10/08/2023	SAGE CONSULTING ENGINEERS PTY LTD	Design Services	\$1,540.00
EFT168876	27/07/2023	SANDIE SMITH	Deputy Mayoral & Councillor Allowance	\$4,987.93
EFT169033	03/08/2023	SANITY MUSIC STORES PTY LTD	Stock Purchases	\$918.59
EFT169110	10/08/2023	SARAH BONDINI	Sale Of Artwork	\$809.91

**CITY OF ALBANY**  
**LIST OF ACCOUNTS FOR PAYMENT**  
**FOR THE PERIOD ENDING 15 AUGUST 2023**

REPORT ITEM CCS561 REFERS

**ELECTRONIC FUND TRANSFER PAYMENTS**

EFT	DATE	NAME	DESCRIPTION	AMOUNT
EFT168675	20/07/2023	SARAH DRUMMOND	Menang Maritime History Talk	\$500.00
EFT169215	10/08/2023	SECUREPAY PTY LTD	Bookeasy Transaction Fees	\$14.63
EFT168731	20/07/2023	SEEK LIMITED	Job Advertisement	\$836.00
EFT168873	27/07/2023	SEEK LIMITED	Job Advertisement	\$346.50
EFT169034	03/08/2023	SEEK LIMITED	Job Advertisement	\$704.00
EFT169216	10/08/2023	SEEK LIMITED	Job Advertisement	\$280.50
EFT168732	20/07/2023	SENTRIENT PTY LTD	Training Package	\$10,846.44
EFT169035	03/08/2023	SG FLEET AUSTRALIA PTY LTD	Fleet Services And Costs	\$1,449.12
EFT169218	10/08/2023	SKIPPER TRANSPORT PARTS	Plant Parts And Repairs	\$953.37
EFT169036	03/08/2023	SLIMLINE WAREHOUSE	IT Equipment	\$717.27
EFT169219	10/08/2023	SLIMLINE WAREHOUSE	IT Equipment	\$1,879.13
EFT169220	10/08/2023	SMITHS ALUMINIUM AND 4WD CENTRE	Plant Parts And Repairs	\$2,425.00
EFT168877	27/07/2023	SOIL SOLUTIONS PTY LTD	Road Maintenance Supplies C23008 / Waste Disposal Services C20019	\$3,669.71
EFT169221	10/08/2023	SOIL SOLUTIONS PTY LTD	Road Maintenance Supplies C23008 / Waste Disposal Services C20019	\$77,133.48
EFT168916	28/07/2023	SOUTH CITY PAVING	Brick Paving Services C22017A	\$1,485.00
EFT169038	03/08/2023	SOUTH CITY PAVING	Brick Paving Services C22017A	\$3,423.75
EFT168878	27/07/2023	SOUTH COAST CRANE HIRE	Plant And Equipment Hire Q21053	\$646.25
EFT169039	03/08/2023	SOUTH COAST CRANE HIRE	Plant And Equipment Hire Q21053	\$288.75
EFT169223	10/08/2023	SOUTH COAST CRANE HIRE	Plant And Equipment Hire Q21053	\$115.50
EFT169037	03/08/2023	SOUTH COAST DIVING SUPPLIES	Oxygen Bottle Refills	\$24.00
EFT168872	27/07/2023	SOUTH COAST NATURE PLAY	Playground Supply And Install	\$10,080.00
EFT168986	03/08/2023	SOUTH REGIONAL TAFE	Staff Training	\$751.80
EFT169150	10/08/2023	SOUTH REGIONAL TAFE	Staff Training	\$1,283.40
EFT168734	20/07/2023	SOUTHCOAST SECURITY SERVICE	Security Services C19018	\$1,720.86
EFT169040	03/08/2023	SOUTHERN APIARIES	Stock Items - Visitor Centre	\$216.80
EFT168730	20/07/2023	SOUTHERN BUS CHARTERS	Chartered Bus Services	\$530.00
EFT169213	10/08/2023	SOUTHERN BUS CHARTERS	Chartered Bus Services	\$2,810.00
EFT169225	10/08/2023	SOUTHERN CROSS AUSTEREO PTY LTD	Advertising	\$72.60
EFT168735	20/07/2023	SOUTHERN SITE HIRE	Event Hire	\$1,980.00
EFT169224	10/08/2023	SOUTHERN SITE HIRE	Event Hire	\$752.02
EFT168733	20/07/2023	SOUTHERN TOOL AND FASTENER CO	Hardware Supplies / Tools	\$192.00
EFT169222	10/08/2023	SOUTHERN TOOL AND FASTENER CO	Hardware Supplies / Tools	\$665.79
EFT168740	20/07/2023	SOUTHWEST MERMAIDS	Mermaid Services	\$1,465.48
EFT169041	03/08/2023	SPM ASSETS PTY LTD	Subscription Fees	\$7,296.43



**CITY OF ALBANY**  
**LIST OF ACCOUNTS FOR PAYMENT**  
**FOR THE PERIOD ENDING 15 AUGUST 2023**

REPORT ITEM CCS561 REFERS

**ELECTRONIC FUND TRANSFER PAYMENTS**

EFT	DATE	NAME	DESCRIPTION	AMOUNT
EFT169042	03/08/2023	SPORTSWORLD OF WA	Stock Items - ALAC	\$4,659.60
EFT168736	20/07/2023	SPOTLIGHT PTY LTD	Event / Art Supplies	\$121.40
EFT169226	10/08/2023	SPOTLIGHT PTY LTD	Event / Art Supplies	\$6.00
EFT168738	20/07/2023	ST JOHN AMBULANCE WESTERN AUSTRALIA LTD	Country Event Standby / First Aid Training	\$1,801.81
EFT169229	10/08/2023	ST JOHN AMBULANCE WESTERN AUSTRALIA LTD	Country Event Standby / First Aid Training	\$89.00
EFT169044	03/08/2023	STANTEC AUSTRALIA PTY LTD	Engineering / Superintendent Services Q22042	\$8,690.00
EFT169227	10/08/2023	STANTEC AUSTRALIA PTY LTD	Engineering / Superintendent Services Q22042	\$7,755.55
EFT168737	20/07/2023	STAR SALES AND SERVICE	Hardware Supplies / Tools	\$259.00
EFT169043	03/08/2023	STAR SALES AND SERVICE	Hardware Supplies / Tools	\$108.00
EFT168880	27/07/2023	STATEWIDE BEARINGS	Plant Parts And Repairs	\$23.10
EFT168818	27/07/2023	STEPHEN GRIMMER	Councillor Allowance	\$3,042.51
EFT169001	03/08/2023	STEPHEN KING	Waste Disposal Services	\$5,280.00
EFT169045	03/08/2023	STIRLING PRINT	Printing Services	\$1,570.00
EFT169228	10/08/2023	STIRLING PRINT	Printing Services	\$1,540.00
EFT168883	27/07/2023	SUNFLOWER AND IVY	Workshop Presentation	\$280.00
EFT169230	10/08/2023	SUNFLOWER AND IVY	Workshop Presentation	\$280.00
EFT168741	20/07/2023	SYNERGY	Electricity Charges	\$27,566.63
EFT168887	27/07/2023	SYNERGY	Electricity Charges	\$22,181.01
EFT169048	03/08/2023	SYNERGY	Electricity Charges	\$1,434.05
EFT169232	10/08/2023	SYNERGY	Electricity Charges	\$69,876.90
EFT168742	20/07/2023	T & C SUPPLIES PTY LTD	Hardware Supplies / Tools	\$1,773.10
EFT168888	27/07/2023	T & C SUPPLIES PTY LTD	Hardware Supplies / Tools	\$709.88
EFT169049	03/08/2023	T & C SUPPLIES PTY LTD	Hardware Supplies / Tools	\$1,099.32
EFT169233	10/08/2023	T & C SUPPLIES PTY LTD	Hardware Supplies / Tools	\$3,309.23
EFT168810	27/07/2023	T FREEMAN	Rates Refund	\$851.17
EFT168663	20/07/2023	TAHLI LINDA CROSBY	Stock Items - Box Office	\$40.00
EFT168744	20/07/2023	TEAM GLOBAL EXPRESS PTY LTD	Freight Charges	\$310.97
EFT169051	03/08/2023	TEAM GLOBAL EXPRESS PTY LTD	Freight Charges	\$451.94
EFT169236	10/08/2023	TEAM GLOBAL EXPRESS PTY LTD	Freight Charges	\$113.50
EFT168891	27/07/2023	TEEDE & CO - COFFEE HOUSE & CATERING	Catering	\$360.00
EFT168743	20/07/2023	TELETRAC NAVMAN	Telematics Trial	\$551.82
EFT168760	27/07/2023	TELSTRA	Mobile Phone Usage	\$11,069.33
EFT168762	27/07/2023	THE 12 VOLT WORLD	Plant Parts And Repairs	\$60.00
EFT168918	03/08/2023	THE 12 VOLT WORLD	Plant Parts And Repairs	\$45.00
EFT169079	10/08/2023	THE 12 VOLT WORLD	Plant Parts And Repairs	\$278.50
EFT168773	27/07/2023	THE ALBANY SHANTYMEN	Performance Fees	\$1,200.00

**CITY OF ALBANY**  
**LIST OF ACCOUNTS FOR PAYMENT**  
**FOR THE PERIOD ENDING 15 AUGUST 2023**

REPORT ITEM CCS561 REFERS

**ELECTRONIC FUND TRANSFER PAYMENTS**

EFT	DATE	NAME	DESCRIPTION	AMOUNT
EFT168806	27/07/2023	THE FACTORY	Christmas Light Trail	\$15,224.00
EFT169168	10/08/2023	THE LEISURE INSTITUTE OF WA (AQUATICS) INC	Membership Renewals	\$1,445.00
EFT168715	20/07/2023	THE MUFFIN QUEEN	Catering Services	\$1,716.00
EFT168848	27/07/2023	THE MUFFIN QUEEN	Catering Services	\$956.00
EFT169183	10/08/2023	THE MUFFIN QUEEN	Catering Services	\$1,022.00
EFT169053	03/08/2023	THE REUSS FAMILY TRUST (INJINJI PERFORMANCE PRODUCTS)	Stock Items - Visitor Centre	\$888.25
EFT168868	27/07/2023	THE ROYAL LIFE SAVING SOCIETY WA INC	Call Centre Fees	\$1,301.19
EFT168899	27/07/2023	THE UNIVERSITY OF WESTERN AUSTRALIA	Stock Items - Visitor Centre	\$288.86
EFT169057	03/08/2023	THE UNIVERSITY OF WESTERN AUSTRALIA	Reimbursement Fees	\$330.00
EFT169068	03/08/2023	THE WEST AUSTRALIAN NEWSPAPERS LIMITED	Advertising	\$3,432.83
EFT168913	27/07/2023	THE WORKWEAR GROUP	Uniforms / PPE	\$903.60
EFT169075	03/08/2023	THE WORKWEAR GROUP	Uniforms / PPE	\$618.60
EFT169254	10/08/2023	THE WORKWEAR GROUP	Uniforms / PPE	\$418.50
EFT169235	10/08/2023	THINKWATER ALBANY	Reticulation Parts / Maintenance	\$1,225.76
EFT168782	27/07/2023	THOMAS BROUGH	Councillor Allowance	\$3,042.51
EFT168807	27/07/2023	TIMBRE LIVE & STUDIO	Audio-Visual Services	\$7,310.60
EFT169143	10/08/2023	TIMBRE LIVE & STUDIO	Audio-Visual Services	\$1,104.40
EFT169237	10/08/2023	TOTAL GREEN RECYCLING	Waste Disposal Services Q20025	\$3,484.77
EFT168889	27/07/2023	T-QUIP	Plant Parts And Repairs	\$736.20
EFT169234	10/08/2023	T-QUIP	Plant Parts And Repairs	\$572.05
EFT168896	27/07/2023	TRACEY DAWN MARGETTS	Workshop Presentation	\$3,626.24
EFT168895	27/07/2023	TRAILBLAZERS	Uniforms / PPE	\$211.60
EFT169052	03/08/2023	TRAILBLAZERS	Uniforms / PPE	\$179.40
EFT168763	27/07/2023	TRIPLE AAA CATERING ALLY MAHONEY	Catering	\$1,089.00
EFT169080	10/08/2023	TRIPLE AAA CATERING ALLY MAHONEY	Catering	\$1,188.00
EFT168897	27/07/2023	TRUCK CENTRE WA PTY LTD	Plant Parts And Repairs	\$441.01
EFT169239	10/08/2023	TRUCK CENTRE WA PTY LTD	Plant Parts And Repairs	\$1,058.31
EFT169055	03/08/2023	TRUCKLINE	Vehicle Parts / Maintenance	\$102.98
EFT169238	10/08/2023	TRUCKLINE	Vehicle Parts / Maintenance	\$206.60
EFT169058	03/08/2023	UNITED BOOK DISTRIBUTORS	Stock Items - Forts Store	\$1,682.80
EFT168694	20/07/2023	VASHTI INNES-BROWN	Stock Items - Box Office	\$80.00
EFT169059	03/08/2023	VEND LIMITED (NZ)	Software Subscription Fee	\$5,451.14
EFT169061	03/08/2023	VIRGINIA MILES	Cleaning Services	\$2,041.00
EFT168746	20/07/2023	VR-ARRIVAL	Hire Of Equipment	\$2,822.00
EFT169063	03/08/2023	WA ASSOCIATION OF CARAVAN CLUBS INC	Advertising	\$900.00

**CITY OF ALBANY**  
**LIST OF ACCOUNTS FOR PAYMENT**  
**FOR THE PERIOD ENDING 15 AUGUST 2023**

REPORT ITEM CCS561 REFERS

**ELECTRONIC FUND TRANSFER PAYMENTS**

EFT	DATE	NAME	DESCRIPTION	AMOUNT
EFT168754	20/07/2023	WA HOLIDAY GUIDE PTY LTD	Bookeasy Fees	\$229.30
EFT169248	10/08/2023	WA HOLIDAY GUIDE PTY LTD	Bookeasy Fees	\$591.36
EFT168748	20/07/2023	WATER CORPORATION	Water Charges / Repairs / Permits	\$6,936.65
EFT168902	27/07/2023	WATER CORPORATION	Water Charges / Repairs / Permits	\$892.77
EFT169064	03/08/2023	WATER CORPORATION	Water Charges / Repairs / Permits	\$1,385.04
EFT169241	10/08/2023	WATER CORPORATION	Water Charges / Repairs / Permits	\$2,023.29
EFT169255	10/08/2023	WATER RESEARCH LABORATORY	Monitoring Station	\$2,420.00
EFT169243	10/08/2023	WATER TECHNOLOGY PTY LTD	Hazard Reduction Services	\$5,576.38
EFT168904	27/07/2023	WCP CIVIL PTY LTD	Traffic Management C21003(C)	\$1,405.25
EFT168751	20/07/2023	WELLSTEAD COMMUNITY RESOURCE CENTRE INCORPORATED	Advertising / Internet Fees / Grant Funding	\$66.00
EFT168905	27/07/2023	WELLSTEAD COMMUNITY RESOURCE CENTRE INCORPORATED	Advertising / Internet Fees / Grant Funding	\$102.00
EFT169066	03/08/2023	WELLSTEAD COMMUNITY RESOURCE CENTRE INCORPORATED	Advertising / Internet Fees / Grant Funding	\$105.00
EFT169244	10/08/2023	WELLSTEAD COMMUNITY RESOURCE CENTRE INCORPORATED	Advertising / Internet Fees / Grant Funding	\$3,598.95
EFT169065	03/08/2023	WELLSTEAD PROGRESS ASSOCIATION	Electricity Charges	\$215.42
EFT169070	03/08/2023	WESTBOOKS	Purchase Of Books	\$85.79
EFT168908	27/07/2023	WESTERN AUSTRALIAN LOCAL GOVERNMENT ASSOCIATION T/A WALGA	Staff Training	\$759.00
EFT169067	03/08/2023	WESTERN AUSTRALIAN LOCAL GOVERNMENT ASSOCIATION T/A WALGA	Annual Membership - Various Categories	\$80,034.58
EFT169246	10/08/2023	WESTERN AUSTRALIAN LOCAL GOVERNMENT ASSOCIATION T/A WALGA	Conference	\$3,788.40
EFT169069	03/08/2023	WESTERN AUSTRALIAN MUSEUM	Services to NAC	\$26,621.63
EFT168753	20/07/2023	WESTERN AUSTRALIAN PLANNING COMMISSION	Land Disposal Fees	\$3,704.00
EFT168752	20/07/2023	WESTRAC EQUIPMENT PTY LTD	Plant Parts And Repairs	\$136.70
EFT168907	27/07/2023	WESTRAC EQUIPMENT PTY LTD	Plant Parts And Repairs	\$2,659.51
EFT169245	10/08/2023	WESTRAC EQUIPMENT PTY LTD	Plant Parts And Repairs	\$197.00
EFT169247	10/08/2023	WESTSHRED DOCUMENT DISPOSAL	Document Disposal	\$459.80
EFT168909	27/07/2023	WHEATBELT SERVICES PTY LTD	Sign Printing / Supply	\$1,314.50
EFT169071	03/08/2023	WHEATBELT SERVICES PTY LTD	Sign Printing / Supply	\$2,016.30
EFT169250	10/08/2023	WILD EYED PRESS PTY LTD	Stock Items - Visitor Centre	\$297.75
EFT169249	10/08/2023	WILD FOREST STUDIO	Stock Items - Box Office	\$130.73

**CITY OF ALBANY**  
**LIST OF ACCOUNTS FOR PAYMENT**  
**FOR THE PERIOD ENDING 15 AUGUST 2023**

REPORT ITEM CCS561 REFERS

**ELECTRONIC FUND TRANSFER PAYMENTS**

EFT	DATE	NAME	DESCRIPTION	AMOUNT
EFT168910	27/07/2023	WILDFLOWER SOCIETY OF WESTERN AUSTRALIA INCORPORATED	Stock Items - Visitor Centre	\$110.00
EFT168756	20/07/2023	WILDWOOD BUILDING COMPANY PTY LTD - WILDWOOD CARPENTRY & BUILDING	Refund	\$480.00
EFT169251	10/08/2023	WIN TELEVISION WA PTY LTD	Advertising	\$2,409.00
EFT168757	20/07/2023	WOOLWORTHS GROUP LIMITED	Groceries	\$1,064.24
EFT168911	27/07/2023	WOOLWORTHS GROUP LIMITED	Groceries	\$807.65
EFT169072	03/08/2023	WOOLWORTHS GROUP LIMITED	Groceries	\$599.88
EFT169252	10/08/2023	WOOLWORTHS GROUP LIMITED	Groceries	\$1,105.49
EFT169076	03/08/2023	WREN OIL	Waste Disposal Services	\$638.00
EFT169077	03/08/2023	WURTH AUSTRALIA PTY LTD	Vehicle Parts / Maintenance	\$558.13
EFT168759	20/07/2023	ZENITH LAUNDRY	Laundry Expenses	\$38.14
EFT168915	27/07/2023	ZENITH LAUNDRY	Laundry Expenses	\$192.14
EFT169078	03/08/2023	ZENITH LAUNDRY	Laundry Expenses	\$60.10
EFT169256	10/08/2023	ZENITH LAUNDRY	Laundry Expenses	\$24.77
				<b>\$3,012,427.27</b>

**CITY OF ALBANY**  
**LIST OF ACCOUNTS FOR PAYMENT**  
**FOR THE PERIOD ENDING 15 AUGUST 2023**

REPORT ITEM CCS561 REFERS

**PURCHASING CARD TRANSACTIONS**

DATE	PAYEE	DESCRIPTION	AMOUNT
<b>Fuel Cards:</b>			
30/06/2023	AMPOL DALWALLINU DEPOT	Fuel Supplies	\$74.71
30/06/2023	AMPOL FOODARY ALBANY	Fuel Supplies	\$91.21
30/06/2023	AMPOL FOODARY ALBANY	Fuel Supplies	\$61.08
30/06/2023	AMPOL NARROGIN	Fuel Supplies	\$79.03
30/06/2023	AMPOL WOOLWORTHS FORRESTDALE	Fuel Supplies	\$99.46
01/07/2023	AMPOL CUE ROADHOUSE	Fuel Supplies	\$17.37
01/07/2023	AMPOL SWAGMAN ROADHOUSE	Fuel Supplies	\$107.94
03/07/2023	AMPOL FOODARY ALBANY	Fuel Supplies	\$64.88
03/07/2023	AMPOL FOODARY ALBANY	Fuel Supplies	\$60.46
03/07/2023	AMPOL FOODARY ALBANY	Fuel Supplies	\$64.95
04/07/2023	AMPOL FOODARY ALBANY	Fuel Supplies	\$84.23
04/07/2023	AMPOL FOODARY ALBANY NORTH	Fuel Supplies	\$37.77
05/07/2023	AMPOL FOODARY ALBANY NORTH	Fuel Supplies	\$53.84
05/07/2023	AMPOL FOODARY ALBANY NORTH	Fuel Supplies	\$65.92
05/07/2023	AMPOL FOODARY ALBANY NORTH	Fuel Supplies	\$53.92
05/07/2023	AMPOL TOM PRICE DIESEL STOP	Fuel Supplies	\$130.51
06/07/2023	AMPOL FOODARY ALBANY	Fuel Supplies	\$113.15
06/07/2023	AMPOL FOODARY WILLIAMS	Fuel Supplies	\$43.61
06/07/2023	AMPOL WOOLWORTHS FORRESTDALE	Fuel Supplies	\$38.85
06/07/2023	EG AMPOL 94232 BROOKS GARDEN	Fuel Supplies	\$18.69
06/07/2023	EG AMPOL 94232 BROOKS GARDEN	Fuel Supplies	\$75.23
07/07/2023	AMPOL FOODARY KARRATHA	Fuel Supplies	\$67.17
08/07/2023	AMPOL FOODARY ALBANY NORTH	Fuel Supplies	\$89.08
09/07/2023	AMPOL FOODARY ALBANY NORTH	Fuel Supplies	\$84.70
09/07/2023	AMPOL FOODARY APPLECROSS	Fuel Supplies	\$90.74
10/07/2023	AMPOL FOODARY ALBANY NORTH	Fuel Supplies	\$217.54
11/07/2023	AMPOL FOODARY ALBANY	Fuel Supplies	\$51.97
11/07/2023	AMPOL FOODARY ALBANY NORTH	Fuel Supplies	\$50.95
11/07/2023	AMPOL FOODARY ALBANY NORTH	Fuel Supplies	\$135.81
11/07/2023	AMPOL FOODARY ALBANY NORTH	Fuel Supplies	\$117.55
11/07/2023	AMPOL FOODARY KARRATHA	Fuel Supplies	\$86.46
12/07/2023	AMPOL FOODARY ALBANY NORTH	Fuel Supplies	\$43.66
13/07/2023	AMPOL FOODARY ALBANY NORTH	Fuel Supplies	\$79.27
14/07/2023	AMPOL FOODARY ALBANY NORTH	Fuel Supplies	\$188.50
14/07/2023	AMPOL FOODARY ALBANY NORTH	Fuel Supplies	\$105.89



**CITY OF ALBANY**  
**LIST OF ACCOUNTS FOR PAYMENT**  
**FOR THE PERIOD ENDING 15 AUGUST 2023**

REPORT ITEM CCS561 REFERS

**PURCHASING CARD TRANSACTIONS**

DATE	PAYEE	DESCRIPTION	AMOUNT
14/07/2023	AMPOL FOODARY BELMONT	Fuel Supplies	\$76.15
14/07/2023	AMPOL FOODARY KARRATHA	Fuel Supplies	\$89.51
14/07/2023	EG AMPOL 94232 BROOKS GARDEN	Fuel Supplies	\$67.55
14/07/2023	EG AMPOL 94232 BROOKS GARDEN	Fuel Supplies	\$51.75
15/07/2023	AMPOL NANUTARRA	Fuel Supplies	\$93.70
16/07/2023	AMPOL ALBANY DIESEL STOP	Fuel Supplies	\$176.85
16/07/2023	AMPOL FOODARY BELMONT	Fuel Supplies	\$81.16
16/07/2023	AMPOL FOODARY WONTHELLA	Fuel Supplies	\$58.41
16/07/2023	AMPOL OVERLANDER ROADHOUSE	Fuel Supplies	\$50.93
16/07/2023	CARNARVON DIESEL STOP	Fuel Supplies	\$87.38
17/07/2023	AMPOL FOODARY ALBANY NORTH	Fuel Supplies	\$71.73
17/07/2023	AMPOL FOODARY ALBANY NORTH	Fuel Supplies	\$55.86
17/07/2023	EG AMPOL 94219 ELLENBROOK	Fuel Supplies	\$89.52
18/07/2023	AMPOL FOODARY ALBANY	Fuel Supplies	\$37.85
18/07/2023	AMPOL FOODARY ALBANY NORTH	Fuel Supplies	\$90.57
19/07/2023	AMPOL FOODARY ALBANY NORTH	Fuel Supplies	\$87.35
20/07/2023	AMPOL FOODARY ALBANY NORTH	Fuel Supplies	\$204.17
20/07/2023	AMPOL FOODARY ALBANY NORTH	Fuel Supplies	\$46.89
20/07/2023	AMPOL FOODARY ALBANY NORTH	Fuel Supplies	\$118.24
21/07/2023	AMPOL ALBANY DIESEL STOP	Fuel Supplies	\$66.96
21/07/2023	AMPOL FOODARY WILLIAMS	Fuel Supplies	\$89.30
21/07/2023	AMPOL FOODARY WILLIAMS	Fuel Supplies	\$72.06
21/07/2023	EG AMPOL 94232 BROOKS GARDEN	Fuel Supplies	\$54.76
24/07/2023	AMPOL COLLIE	Fuel Supplies	\$74.03
24/07/2023	AMPOL FOODARY ALBANY NORTH	Fuel Supplies	\$53.86
24/07/2023	AMPOL FOODARY ALBANY NORTH	Fuel Supplies	\$90.27
24/07/2023	AMPOL FOODARY MURDOCH	Fuel Supplies	\$90.72
24/07/2023	EG AMPOL 94232 BROOKS GARDEN	Fuel Supplies	\$41.49
25/07/2023	AMPOL FOODARY ALBANY	Fuel Supplies	\$87.38
25/07/2023	AMPOL FOODARY NEDLANDS	Fuel Supplies	\$67.52
25/07/2023	EG AMPOL 94232 BROOKS GARDEN	Fuel Supplies	\$85.20
26/07/2023	AMPOL FOODARY ALBANY NORTH	Fuel Supplies	\$50.93
26/07/2023	INDEPENDENT MOUNT BARKER	Fuel Supplies	\$88.83
27/07/2023	AMPOL FOODARY ALBANY NORTH	Fuel Supplies	\$17.34
27/07/2023	AMPOL FOODARY ALBANY NORTH	Fuel Supplies	\$44.18
27/07/2023	EG AMPOL 94232 BROOKS GARDEN	Fuel Supplies	\$76.80

**CITY OF ALBANY**  
**LIST OF ACCOUNTS FOR PAYMENT**  
**FOR THE PERIOD ENDING 15 AUGUST 2023**

REPORT ITEM CCS561 REFERS

**PURCHASING CARD TRANSACTIONS**

DATE	PAYEE	DESCRIPTION	AMOUNT
28/07/2023	AMPOL ALBANY DIESEL STOP	Fuel Supplies	\$59.12
28/07/2023	AMPOL FOODARY ALBANY	Fuel Supplies	\$46.45
28/07/2023	AMPOL FOODARY ALBANY NORTH	Fuel Supplies	\$217.79
28/07/2023	EG FUELCO 94275 MANDURAH FRM	Fuel Supplies	\$107.67
29/07/2023	AMPOL FOODARY CANNINGTON	Fuel Supplies	\$98.73
30/07/2023	AMPOL FOODARY WILLIAMS	Fuel Supplies	\$60.79
31/07/2023	AMPOL FOODARY WILLIAMS	Fuel Supplies	\$53.06
		<b>Subtotal</b>	<b>\$6,276.91</b>
<b>Coles Cards:</b>			
05/07/2023	COLES SUPERMARKETS AUSTRALIA PTY LTD	Supplies For Youth Games	\$7.95
05/07/2023	COLES SUPERMARKETS AUSTRALIA PTY LTD	Supplies For Youth Games	\$78.65
06/07/2023	COLES SUPERMARKETS AUSTRALIA PTY LTD	Supplies For Playground	\$42.80
07/07/2023	COLES SUPERMARKETS AUSTRALIA PTY LTD	Supplies For Air Welcome & VAC Kitchen Supplies	\$80.25
07/07/2023	COLES SUPERMARKETS AUSTRALIA PTY LTD	Groceries	\$4.50
12/07/2023	COLES SUPERMARKETS AUSTRALIA PTY LTD	Bar Supplies / Cleaning Products	\$73.60
12/07/2023	COLES SUPERMARKETS AUSTRALIA PTY LTD	Workshop Catering	\$55.89
12/07/2023	COLES SUPERMARKETS AUSTRALIA PTY LTD	Supplies For Junior Sport Event	\$40.36
13/07/2023	COLES SUPERMARKETS AUSTRALIA PTY LTD	Groceries	\$116.48
14/07/2023	COLES SUPERMARKETS AUSTRALIA PTY LTD	Milk For Staffroom	\$6.60
18/07/2023	COLES SUPERMARKETS AUSTRALIA PTY LTD	Welcome Afternoon Tea	\$82.97
18/07/2023	COLES SUPERMARKETS AUSTRALIA PTY LTD	Groceries	\$16.50
18/07/2023	COLES SUPERMARKETS AUSTRALIA PTY LTD	LGGS - Community Safety Meeting	\$30.50
20/07/2023	COLES SUPERMARKETS AUSTRALIA PTY LTD	Groceries	\$9.00
21/07/2023	COLES SUPERMARKETS AUSTRALIA PTY LTD	Groceries	\$64.55
21/07/2023	COLES SUPERMARKETS AUSTRALIA PTY LTD	Groceries	\$70.00
25/07/2023	COLES SUPERMARKETS AUSTRALIA PTY LTD	Groceries	\$9.30
25/07/2023	COLES SUPERMARKETS AUSTRALIA PTY LTD	Groceries	\$6.30
26/07/2023	COLES SUPERMARKETS AUSTRALIA PTY LTD	Groceries	\$141.90
26/07/2023	COLES SUPERMARKETS AUSTRALIA PTY LTD	Groceries	\$99.56
28/07/2023	COLES SUPERMARKETS AUSTRALIA PTY LTD	Milk For Office	\$7.60
28/07/2023	COLES SUPERMARKETS AUSTRALIA PTY LTD	Groceries	\$204.80
31/07/2023	COLES SUPERMARKETS AUSTRALIA PTY LTD	Office Supplies / Milk	\$46.45
02/08/2023	COLES SUPERMARKETS AUSTRALIA PTY LTD	Staff Tearoom Supplies	\$9.00
02/08/2023	COLES SUPERMARKETS AUSTRALIA PTY LTD	Catering Supplies	\$10.50
03/08/2023	COLES SUPERMARKETS AUSTRALIA PTY LTD	Office Supplies	\$172.00

**CITY OF ALBANY**  
**LIST OF ACCOUNTS FOR PAYMENT**  
**FOR THE PERIOD ENDING 15 AUGUST 2023**

REPORT ITEM CCS561 REFERS

**PURCHASING CARD TRANSACTIONS**

DATE	PAYEE	DESCRIPTION	AMOUNT
04/08/2023	COLES SUPERMARKETS AUSTRALIA PTY LTD	Groceries	\$34.80
07/08/2023	COLES SUPERMARKETS AUSTRALIA PTY LTD	Catering Supplies	\$95.80
<b>Subtotal</b>			<b>\$1,618.61</b>
<b>TOTAL</b>			<b>\$7,895.52</b>

**Notes:**

All Purchasing Card transactions noted above are dated in accordance with the supplier issued statement. All physical payments to the suppliers are made by Electronic Fund Transfer within the date range of 16 July 2023 to 15 August 2023



Document Number	Description	HISTORY DATE
NCSR23168545	<p>COPY OF COMMON SEAL DOCUMENT</p> <p>ITEM: N/A</p> <p>RE: New Deed of Lease at Lotteries House under delegated authority 019. Lease term one year commencing 01 July 2023. Tenant being The Family Planning Association of Western Australia Inc. Document prepared at no cost to Council.</p> <p>PARTIES: The Family Planning Association of Western Australia Inc.</p> <p>SIGNED BY: Andrew Sharpe Chief Executive Officer and Dennis Wellington, Mayor (2 copies)</p>	11/08/2023
NCSR23168339	<p>COPY OF COMMON SEAL DOCUMENT</p> <p>ITEM: N/A</p> <p>RE: Signing of Contracts for C23012(D) - Panel of Suppliers - Vegetation Maintenance Works.</p> <p>PARTIES: Acorn Trees and Stumps.</p> <p>SIGNED BY: Andrew Sharpe Chief Executive Officer and Dennis Wellington, Mayor (2 copies)</p>	08/08/2023
NCSR23168340	<p>COPY OF COMMON SEAL DOCUMENT</p> <p>ITEM: N/A</p> <p>RE: Signing of Contracts for C23012(C) - Panel of Suppliers - Vegetation Maintenance Works.</p> <p>PARTIES: Barrett's Tree Services.</p> <p>SIGNED BY: Andrew Sharpe Chief Executive Officer and Dennis Wellington, Mayor (2 copies)</p>	08/08/2023
NCSR23291790	<p>COPY OF COMMON SEAL DOCUMENT</p> <p>ITEM: N/A</p> <p>RE: Signing of Contracts for C23012(B) - Panel of Suppliers - Vegetation Maintenance Works.</p> <p>PARTIES: Ecologic Tree Service.</p> <p>SIGNED BY: Andrew Sharpe Chief Executive Officer and Dennis Wellington, Mayor (2 copies)</p>	08/08/2023
NCSR23168072	<p>COPY OF COMMON SEAL DOCUMENT</p> <p>ITEM: N/A</p> <p>RE: Extension of lease document (further term option) - Amplitel Pty Ltd - Mt Melville Telecommunication Facility and Tower.</p> <p>Lease rental \$18,615.94 +GST pa. Deed of Extension of Lease prepared by Amplitel's lawyer - no cost to Council.</p> <p>PARTIES: Amplitel Pty Ltd.</p> <p>SIGNED BY: Andrew Sharpe Chief Executive Officer and Dennis Wellington, Mayor (3 copies)</p>	02/08/2023
NCSR23168073	<p>COPY OF COMMON SEAL DOCUMENT</p> <p>ITEM: N/A</p> <p>RE: Signing of Contract for C23012(A) - Panel of Suppliers - Vegetation Maintenance Works</p>	02/08/2023 07/08/2023

	PARTIES: ETS Infrastructure Management. SIGNED BY: Andrew Sharpe Chief Executive Officer and Dennis Wellington, Mayor (2 copies)	
NCSR23168074	COPY OF COMMON SEAL DOCUMENT ITEM: N/A RE: Signing of Contracts for C23011 - Provision of Electrical Services (Technical) PARTIES: Castlehow Nominees Pty Ltd. SIGNED BY: Andrew Sharpe Chief Executive Officer and Dennis Wellington, Mayor (2 copies)	02/08/2023 02/08/2023 02/08/2023
NCSR23168075	COPY OF COMMON SEAL DOCUMENT ITEM: N/A RE: Renewal of community lease for Depression Support Network Albany Inc over portion Reserve 26860, Lot 6906 (13) Nind Street, Spencer Park. Lease term of 3 years and 5 months. Commencement date 1 August 2023. Lease rental of \$1,175.00 + GST pa (to be reviewed annually by Minimum Land Rate). PARTIES: Depression Support Network Albany Inc SIGNED BY: Andrew Sharpe Chief Executive Officer and Dennis Wellington, Mayor (2 copies).	02/08/2023
NCSR23168130	COPY OF COMMON SEAL DOCUMENT ITEM: N/A RE: New Deed of Lease at Lotteries House under delegation authority No. 019. Lease term 2 years. Commencing 01 July 2023. Tenant: Albany Summer School Inc. Document prepared at no cost to Council. PARTIES: Albany Summer School Inc. SIGNED BY: Andrew Sharpe Chief Executive Officer and Dennis Wellington, Mayor (2 copies)	02/08/2023
NCSR23167814	COPY OF COMMON SEAL DOCUMENT ITEM: N/A RE: The City of Albany has been progressing the realignment of Range Road. Settlement is booked for 22 August 2023 - Perth Landgate Offices. Transfer of Land form and Application for New Titles requires CEO and Mayor signature and affixing of the Common Seal. PARTIES: Ocean Views Nominees Pty Ltd & Lionetti Family Superannuation Pty Ltd. SIGNED BY: Andrew Sharpe Chief Executive Officer and Dennis Wellington, Mayor (2 copies)	27/07/2023
NCSR23167817	COPY OF COMMON SEAL DOCUMENT ITEM: N/A RE: The City of Albany has been progressing disposal of a City owned Right of Way between Hillman Street and David Street, Spencer Park. A previous Transfer of Land form was incorrect. This is the replacement Transfer of Land form. Requires CEO and Mayor signatures and affixing of the Common Seal.	27/07/2023

	PARTIES: N/A SIGNED BY: Andrew Sharpe Chief Executive Officer and Dennis Wellington, Mayor (1 copy)	
NCSR23167616	COPY OF COMMON SEAL DOCUMENT ITEM: N/A RE: Signing of Contracts for C23009(E) Panel of Suppliers - Civil Plant and Equipment. PARTIES: Fulcher Contractors Pty Ltd t/a Fulcher Contractors SIGNED BY: Andrew Sharpe Chief Executive Officer and Dennis Wellington, Mayor (2 copies)	24/07/2023
NCSR23167389	COPY OF COMMON SEAL DOCUMENT ITEM: N/A RE: Signing of Contracts for C23009(A) Panel of Suppliers - Civil Plant and Equipment. PARTIES: KM & C Abbey t/as Abbeys Earthmoving Services. SIGNED BY: Andrew Sharpe Chief Executive Officer and Dennis Wellington, Mayor (2 copies)	18/07/2023
NCSR23167391	COPY OF COMMON SEAL DOCUMENT ITEM: N/A RE: Signing of Contracts for C23009(D) Panel of Suppliers - Civil Plant and Equipment. PARTIES: B & L Trust t/as Bill Gibbs Excavation. SIGNED BY: Andrew Sharpe Chief Executive Officer and Dennis Wellington, Mayor (2 copies)	18/07/2023
NCSR23167392	COPY OF COMMON SEAL DOCUMENT ITEM: N/A RE: Signing of Contracts for C23009(I) Panel of Suppliers - Civil Plant and Equipment. PARTIES: Phoenix Civil & Earthmoving Pty Ltd. SIGNED BY: Andrew Sharpe Chief Executive Officer and Dennis Wellington, Mayor (2 copies)	18/07/2023

Document Number	Description	HISTORY DATE
EDR23168443	COPY OF EXECUTED DOCUMENT ITEM: N/A RE: Application only - Department of Communities - Youth Week 2024 \$3,000 PARTIES: N/A SIGNED BY: Andrew Sharpe Chief Executive Officer (online)	09/08/2023
EDR23168445	COPY OF EXECUTED DOCUMENT ITEM: N/A RE: Application only - Good Things Foundation (Be Connected) Get Online Week 2023. Grant for \$1,000. This grant will help host two events to close the digital divide.	09/08/2023

	PARTIES: N/A SIGNED BY: Andrew Sharpe Chief Executive Officer (online)	
EDR23168334	COPY OF EXECUTED DOCUMENT ITEM: N/A RE: LT23291157 - Letter requesting local MLA for advocacy to ensure timely delivery of Range Road Roundabout. PARTIES: N/A SIGNED BY: Andrew Sharpe Chief Executive Officer (1 copy)	08/08/2023
EDR23168337	COPY OF EXECUTED DOCUMENT ITEM: N/A RE: Purchase order for waste Services for both Cleanaway and Soil Solutions for FY2023-2024. PARTIES: N/A SIGNED BY: Andrew Sharpe Chief Executive Officer (1 copy)	08/08/2023
EDR23168071	COPY OF EXECUTED DOCUMENT ITEM: N/A RE: Extension of lease document (further term option) - Amplitel Pty Ltd - Mt Melville Telecommunication Facility and Tower. Lease rental \$18,615.94 +GST pa. Deed of Extension of Lease prepared by Amplitel's lawyer - no cost to Council. PARTIES: Amplitel Pty Ltd. SIGNED BY: Andrew Sharpe Chief Executive Officer (3 copies)	02/08/2023
EDR23167860	COPY OF EXECUTED DOCUMENT ITEM: N/A RE: Award of Tender C23011 - Provision of Electrical Services (Technical) PARTIES: Castlehow Nominees Pty Ltd SIGNED BY: ANDREW SHARPE, CHIEF EXECUTIVE OFFICER (1 COPY)	28/07/2023
EDR23167666	COPY OF EXECUTED DOCUMENT ITEM: N/A RE: EOI only for Irrerup - leveraging \$3.2m State Government Trails funding and \$600k City funding to apply for \$3.8m grant. PARTIES: N/A SIGNED BY: Andrew Sharpe Chief Executive Officer (online)	25/07/2023
EDR23167667	COPY OF EXECUTED DOCUMENT ITEM: N/A	25/07/2023

	<p>RE: EOI, Albany Airport Upgrade, Growing Regions Round 1 50/50 funding. \$13m City of Albany; (\$7m reserves, \$5m Treasury Loan); seeking State Government support if available within the timeframe.</p> <p>PARTIES: N/A</p> <p>SIGNED BY: Andrew Sharpe Chief Executive Officer (online)</p>	
EDR23167513	<p>COPY OF EXECUTED DOCUMENT</p> <p>ITEM: N/A</p> <p>RE: Submission on the proposed Australian Government regulatory product stewardship scheme for small electrical and electronic equipment and solar photovoltaic (PV) systems.</p> <p>PARTIES: N/A</p> <p>SIGNED BY: Andrew Sharpe Chief Executive Officer (1 copy)</p>	21/07/2023
EDR23167523	<p>COPY OF EXECUTED DOCUMENT</p> <p>ITEM: N/A</p> <p>RE: Agreement: Department of Primary Industries and Regional Development FAA \$4.75m leveraged against \$5m Federal Grant, City of Albany \$1,995,000, Albany Board Riders \$5,000 total project \$11,750,000. CoA in Kind \$350,000.</p> <p>PARTIES: Grant agreement Southern Ocean Surf Reef.</p> <p>SIGNED BY: Andrew Sharpe Chief Executive Officer (online)</p>	21/07/2023
EDR23167559	<p>COPY OF EXECUTED DOCUMENT</p> <p>ITEM: N/A</p> <p>RE: Small-scale Technology Certificates (STC) - Solar panels- National Anzac Centre Government rebate.</p> <p>PARTIES: N/A</p> <p>SIGNED BY: Andrew Sharpe Chief Executive Officer (1 copy)</p>	21/07/2023
EDR23167366	<p>COPY OF EXECUTED DOCUMENT</p> <p>ITEM: N/A</p> <p>RE: Application only - Natural Resource Management Grant of \$20,000 - CoA \$80,000, \$20,500 CoA in kind, \$30,000 Volunteer in kind, total project \$150,500 - Development of a Local Biodiversity Strategy.</p> <p>PARTIES: N/A</p> <p>SIGNED BY: Andrew Sharpe Chief Executive Officer (online)</p>	18/07/2023
EDR23167368	<p>COPY OF EXECUTED DOCUMENT</p> <p>ITEM: N/A</p>	18/07/2023

	RE: Development application - Leased from the City of Albany - Torbay Hall. Requires owners signature for installation of new oven and removal of existing oven. PARTIES: N/A SIGNED BY: Andrew Sharpe Chief Executive Officer (1 copy)	
EDR23167334	COPY OF EXECUTED DOCUMENT ITEM: N/A RE: Purchase order for annual Spydus LMS software license for Southern WA Library Consortium, split between CoA portion and participating LGs. LG portion recouped via annual invoice. Year 2 of 5 year contract 2022-2027. PARTIES: Shires of Broomehill-Tambellup; Cranbrook; Denmark; Gnowangerup; Jerramungup; Katanning; Kojonup; Murray; Plantagenet; and Ravensthorpe. SIGNED BY: Andrew Sharpe Chief Executive Officer (2 copies)	17/07/2023
EDR23167335	COPY OF EXECUTED DOCUMENT ITEM: N/A RE: Final Federal Blackspot claim for Aberdeen Street. PARTIES: Main Roads SIGNED BY: Andrew Sharpe Chief Executive Officer (1 copy)	17/07/2023
EDR23167336	COPY OF EXECUTED DOCUMENT ITEM: N/A RE: The Albany Link Pty Ltd re-subdivision strata plan 30487. Letter outlining consents. PARTIES: Landgate. SIGNED BY: Andrew Sharpe Chief Executive Officer (1 copy)	17/07/2023
EDR23167338	COPY OF EXECUTED DOCUMENT ITEM: N/A RE: Request to the Western Australian Electoral Commission to prepare a residents roll for the ordinary election to be held on 21 October 2023. PARTIES: N/A SIGNED BY: Andrew Sharpe Chief Executive Officer (1 copy)	17/07/2023
EDR23167342	COPY OF EXECUTED DOCUMENT ITEM: N/A RE: Letter to Advance Housing Limited advising approval of a rate exemption under Section 6.26 (2)(g) of the Local Government Act 1995 for various properties as listed in the attachment. PARTIES: N/A SIGNED BY: Andrew Sharpe Chief Executive Officer (1 copy)	17/07/2023
EDR23167344	COPY OF EXECUTED DOCUMENT	17/07/2023



	ITEM: N/A RE: Report of 2022/2023 Rates and Emergency Services that have been deferred under the Rates & Charges (Rebates & Deferments) Act 1992. Signed by CEO - to be presented to City Auditor. PARTIES: N/A SIGNED BY: Andrew Sharpe Chief Executive Officer (1 copy)	

**CITY OF ALBANY**

**BUDGET REVIEW REPORT**

**FOR THE PERIOD ENDED 31 JULY 2023**

LOCAL GOVERNMENT ACT 1995  
LOCAL GOVERNMENT (FINANCIAL MANAGEMENT) REGULATIONS 1996

**TABLE OF CONTENTS**

	<b>Page No.</b>
<b>Statement of Budget Review by Nature Classifications</b>	1
<b>Statement of Budget Review by Program</b>	2
<b>Notes to and Forming Part of the Budget Review Report</b>	3
<b>Details</b>	
<b>- 2022/23 Carry Forward Adjustments</b> Included in the 2023/2024 Budget are uncompleted 2022/2023 projects carried forward. Balances shown as forecast at the time of budget preparation and are subject to final adjustments. Adjustments have now been finalised and seeking Council's endorsement.	4 - 9
<b>- Net Current Funding Position</b> This note demonstrates the calculation in the opening position 1 July 2023 and the budgeted Closing Position.	10

**CITY OF ALBANY**  
**STATEMENT OF BUDGET REVIEW**  
**BY NATURE CLASSIFICATIONS**  
**BUDGET REVIEW FOR THE PERIOD ENDED 31 JULY 2023**

	Original Budget	Current Budget	Revised Budget	YTD Actual	Variance (b)-(a)	Variance (b)-(a)
	\$	(a) \$	(b) \$	\$	\$	%
<b>OPERATING ACTIVITIES</b>						
<b>Revenue from operating activities</b>						
Rates	44,305,190	44,305,190	44,305,190	43,905,915	-	
Operating Grants and Subsidies	10,320,022	10,320,022	10,287,635	589,632	(32,387)	
Fees and charges	21,086,786	21,086,786	21,086,786	3,023,981	-	
Profit on asset disposal	240,714	240,714	240,714	-	-	
Contributions, Donations & Reimbursements	941,815	941,815	941,815	41,349	-	
Interest Earnings	2,444,106	2,444,106	2,444,106	247,105	-	
Other Revenue	180,000	180,000	180,000	3,329	-	
	79,518,633	79,518,633	79,486,246	47,811,312	(32,387)	
<b>Expenditure from operating activities</b>						
Employee costs	(32,672,645)	(32,672,645)	(32,672,645)	(1,981,734)	-	
Materials and contracts	(31,371,366)	(31,371,366)	(30,830,095)	(1,176,832)	541,271	(2%)
Utility charges	(1,844,438)	(1,844,438)	(1,844,438)	(86,509)	-	
Depreciation on non-current assets	(18,328,835)	(18,328,835)	(18,328,835)	(1,664,716)	-	
Finance costs	(428,177)	(428,177)	(428,177)	(1,827)	-	
Insurance expenses	(922,590)	(922,590)	(922,590)	(73,807)	-	
Loss on asset disposal	(790,336)	(790,336)	(790,336)	-	-	
Other expenditure	(3,212,291)	(3,212,291)	(3,203,170)	(222,017)	9,121	
Less Allocated to Infrastructure Assets	1,643,110	1,643,110	1,643,110	15,734	-	
	(87,927,568)	(87,927,568)	(87,377,176)	(5,191,708)	550,392	(1%)
<b>Non-cash amounts excluded from operating activities</b>						
Add: Depreciation on assets	18,328,835	18,328,835	18,328,835	1,664,716	-	
Add: Loss on disposal of assets	790,336	790,336	790,336	-	-	
Less: Profit of disposal of assets	(240,714)	(240,714)	(240,714)	-	-	
Add: Implicit Interest	185,198	185,198	185,198	1,377	-	
	19,063,655	19,063,655	19,063,655	1,666,093	-	
<b>Amount attributable to operating activities</b>	<b>10,654,720</b>	<b>10,654,720</b>	<b>11,172,725</b>	<b>44,285,697</b>	<b>518,005</b>	5%
<b>INVESTING ACTIVITIES</b>						
Non-operating grants, subsidies and contributio	24,579,122	24,579,122	24,807,941	133,100	228,819	1%
Proceeds from disposal of assets	1,526,600	1,526,600	1,526,600	151,618	-	
Purchase of property, plant and equipment	(23,165,286)	(23,165,286)	(23,228,113)	(970,693)	(62,827)	
Purchase and construction of infrastructure	(29,274,024)	(29,274,024)	(29,174,592)	(124,298)	99,432	
<b>Amount attributable to investing activities</b>	<b>(26,333,588)</b>	<b>(26,333,588)</b>	<b>(26,068,164)</b>	<b>(810,273)</b>	<b>265,424</b>	(1%)
<b>FINANCING ACTIVITIES</b>						
Repayment of borrowings	(1,649,137)	(1,649,137)	(1,649,137)	-	-	
Proceeds from borrowings	1,495,000	1,495,000	1,495,000	-	-	
Proceeds from self-supporting loans	14,611	14,611	14,611	-	-	
Payments for principal portion of lease liabilities	(193,101)	(193,101)	(193,101)	(15,224)	-	
Transfers to reserves (restricted assets)	(19,585,548)	(19,585,548)	(20,011,874)	-	(426,326)	2%
Transfers from reserves (restricted assets)	31,102,861	31,102,861	31,134,038	5,761,712	31,177	
<b>Amount attributable to financing activities</b>	<b>11,184,686</b>	<b>11,184,686</b>	<b>10,789,537</b>	<b>5,746,488</b>	<b>(395,149)</b>	(4%)
<b>Surplus/(Deficit) for current financial year</b>	<b>(4,494,182)</b>	<b>(4,494,182)</b>	<b>(4,105,902)</b>	<b>49,221,912</b>	<b>388,280</b>	(9%)
Surplus/(Deficit) at start of financial year	4,494,182	4,494,182	4,105,902	4,105,902	(388,280)	(9%)
<b>Surplus/(Deficit): closing funding position</b>	<b>-</b>	<b>-</b>	<b>-</b>	<b>53,327,814</b>	<b>-</b>	

**CITY OF ALBANY**  
**STATEMENT OF BUDGET REVIEW**  
**BY STATUTORY REPORTING PROGRAM**  
**BUDGET REVIEW FOR THE PERIOD ENDED 31 JULY 2023**

	Original Annual Budget	Current Annual Budget	Revised Annual Budget	YTD Actual	Variance (b)-(a)	Variance (b)-(a)
	\$	(a) \$	(b) \$	\$	\$	%
<b>Operating Revenues</b>						
General Purpose Funding	46,854,575	46,854,575	46,854,575	44,155,927	-	
Governance	8,000	8,000	8,000	-	-	
Law, Order and Public Safety	569,255	569,255	569,255	7,717	-	
Health	128,568	128,568	128,568	607	-	
Education and Welfare	1,679,400	1,679,400	1,679,400	97,578	-	
Community Amenities	10,884,465	10,884,465	10,884,465	1,914,486	-	
Recreation and Culture	11,388,823	11,388,823	11,356,436	481,660	(32,387)	
Transport	3,822,718	3,822,718	3,822,718	786,552	-	
Economic Services	2,425,440	2,425,440	2,425,440	148,121	-	
Other Property and Services	1,757,389	1,757,389	1,757,389	218,663	-	
	79,518,633	79,518,633	79,486,246	47,811,312	(32,387)	
<b>Operating Expenses</b>						
General Purpose Funding	(839,900)	(839,900)	(839,900)	(50,888)	-	
Governance	(4,554,733)	(4,554,733)	(4,554,733)	(376,638)	-	
Law, Order and Public Safety	(3,181,095)	(3,181,095)	(3,181,095)	(180,436)	-	
Health	(1,024,509)	(1,024,509)	(1,024,509)	(63,795)	-	
Education and Welfare	(2,489,681)	(2,489,681)	(2,490,204)	(138,466)	(523)	
Community Amenities	(14,275,043)	(14,275,043)	(14,275,043)	(882,004)	-	
Recreation and Culture	(27,549,164)	(27,549,164)	(27,073,043)	(1,344,099)	476,121	(2%)
Transport	(25,787,213)	(25,787,213)	(25,712,419)	(1,695,453)	74,794	
Economic Services	(5,447,893)	(5,447,893)	(5,447,893)	(333,896)	-	
Other Property and Services	(2,778,337)	(2,778,337)	(2,778,337)	(126,033)	-	
	(87,927,568)	(87,927,568)	(87,377,176)	(5,191,709)	550,392	(1%)
<b>Contributions for the Development of Assets</b>						
Law, Order and Public Safety	1,222,383	1,222,383	1,222,383	-	-	
Community Amenities	150,000	150,000	150,000	-	-	
Recreation and Culture	11,520,771	11,520,771	11,520,771	-	-	
Transport	9,212,782	9,212,782	9,460,787	133,100	248,005	3%
Economic Services	19,186	19,186	-	-	(19,186)	(100%)
Other Property and Services	2,454,000	2,454,000	2,454,000	-	-	
	24,579,122	24,579,122	24,807,941	133,100	228,819	1%
<b>Net Operating Result</b>	<b>16,170,187</b>	<b>16,170,187</b>	<b>16,917,011</b>	<b>42,752,703</b>	<b>746,824</b>	<b>5%</b>
<b>Funding Balance Adjustment</b>						
Add Back Depreciation	18,328,835	18,328,835	18,328,835	1,664,716	-	
Adjust (Profit)/Loss on Asset Disposal	790,336	790,336	790,336	-	-	
Add: Implicit Interest	185,198	185,198	185,198	1,377	-	
<b>Funds Demanded From Operations</b>	<b>35,233,842</b>	<b>35,233,842</b>	<b>35,980,666</b>	<b>44,418,797</b>	<b>746,824</b>	<b>2%</b>
<b>Capital Revenues</b>						
Proceeds from Disposal of Assets	1,526,600	1,526,600	1,526,600	151,618	-	
	1,526,600	1,526,600	1,526,600	151,618	-	
<b>Acquisition of Fixed Assets</b>						
Purchase of property, plant and equipment	(23,165,286)	(23,165,286)	(23,228,113)	(970,693)	(62,827)	
Infrastructure	(29,274,024)	(29,274,024)	(29,174,592)	(124,298)	99,432	
	(52,439,310)	(52,439,310)	(52,402,705)	(1,094,991)	36,605	
<b>Financing/Borrowing</b>						
Repayment of Borrowing	(1,649,137)	(1,649,137)	(1,649,137)	0	-	
Proceeds from Borrowing	1,495,000	1,495,000	1,495,000	0	-	
Principal Portion of Lease Liabilities	(193,101)	(193,101)	(193,101)	(15,224)	-	
Self-Supporting Loan Principal	14,611	14,611	14,611	0	-	
	(332,627)	(332,627)	(332,627)	(15,224)	-	
<b>Demand for Resources</b>	<b>(16,011,495)</b>	<b>(16,011,495)</b>	<b>(15,228,066)</b>	<b>43,460,200</b>	<b>783,429</b>	<b>(5%)</b>
<b>Restricted Funding Movements</b>						
Opening Funding Surplus(Deficit)	4,494,182	4,494,182	4,105,902	4,105,902	(388,280)	(9%)
Restricted Cash Utilised - Loan						
Transfer to Reserves	(19,585,548)	(19,585,548)	(20,011,874)	0	(426,326)	2%
Transfer from Reserves	31,102,861	31,102,861	31,134,038	5,761,712	31,177	
	16,011,495	16,011,495	15,228,066	9,867,614	(783,429)	(5%)
<b>Closing Funding Surplus(Deficit)</b>	<b>-</b>	<b>-</b>	<b>-</b>	<b>53,327,814</b>	<b>-</b>	

BASIS OF PREPARATION

The budget review comprises financial statements which have been prepared in accordance with the *Local Government Act 1995* and accompanying regulations.

**Local Government Act 1995 requirements**  
*Local Government (Financial Management) Regulations 1996* prescribe that the budget review be prepared in accordance with the *Local Government Act 1995* and, to the extent that they are not inconsistent with the Act, the Australian Accounting Standards. The Australian Accounting Standards (as they apply to local governments and not-for-profit entities) and Interpretations of the Australian Accounting Standards Board were applied where no inconsistencies exist.

The *Local Government (Financial Management) Regulations 1996* specify that vested land is a right-of-use asset to be measured at cost. All right-of-use assets (other than vested improvements) under zero cost concessionary leases are measured at zero cost rather than at fair value. The exception is vested improvements on concessionary land leases such as roads, buildings or other infrastructure which continue to be reported at fair value, as opposed to the vested land which is measured at zero cost. The measurement of vested improvements at fair value is a departure from *AASB 16* which would have required the City of Albany to measure any vested improvements at zero cost.

Accounting policies which have been adopted in the preparation of this budget review have been consistently applied unless stated otherwise. Except for rate setting information, the budget review has been prepared on the accrual basis and is based on historical costs, modified, where applicable, by the measurement at fair value of selected non-current assets, financial assets and liabilities.

Financial reporting disclosures in relation to assets and liabilities required by the Australian Accounting Standards have not been made unless considered important for the understanding of the budget review or required by legislation.

**The local government reporting entity**  
All funds through which the City of Albany controls resources to carry on its functions have been included in the financial statements forming part of this budget review.

All monies held in the Trust Fund are excluded from the financial statements.

**Rounding off figures**  
All figures shown in this budget review are rounded to the nearest dollar.

**2023/24 actual balances**  
Balances shown in this budget review report as YTD Actual are as forecast at the time of budget review preparation and are subject to final adjustments.

**Budget comparative figures**  
Unless otherwise stated, the budget comparative figures shown in the budget review relate to the original budget estimate for the relevant item of disclosure.

**Judgements, estimates and assumptions**  
The preparation of the annual budget review in conformity with Australian Accounting Standards requires management to make judgements, estimates and assumptions that effect the application of policies and reported amounts of assets and liabilities, income and expenses.

The estimates and associated assumptions are based on historical experience and various other factors that are believed to be reasonable under the circumstances; the results of which form the basis of making the judgements about carrying values of assets and liabilities that are not readily apparent from other sources. Actual results may differ from these estimates.

The balances, transactions and disclosures impacted by accounting estimates are as follows:

- estimated fair value of certain financial assets
- estimation of fair values of land and buildings and investment property
- impairment of financial assets
- estimation uncertainties and judgements made in relation to lease accounting
- estimated useful life of assets

**BUDGET REVIEW FOR THE PERIOD ENDING 31 JULY 2023****CARRY FORWARD ADJUSTMENTS**

		\$
<b>CARRY FORWARD WORKS ADJUSTMENTS</b>		
Reduction/(Increase) in Funding Required		160,671
<b>FUNDED BY</b>		
** - Increase/(Decrease) in Municipal opening funds		(388,280)
- Increase/(Decrease) in Grant Funding		196,432
- Increase/(Decrease) in Reserve Funding		31,177
		<u>(160,671)</u>
		<u>-</u>
<b><u>OPENING POSITION</u></b>		
Current Budget Opening Position (Estimated)		4,494,182
Revised Budget Opening Position (Actual)		<u>4,105,902</u>
**		(388,280)



## CITY OF ALBANY

## BUDGET REVIEW FOR THE PERIOD ENDING 31 JULY 2023

SECTION: CARRY FORWARD ADJUSTMENTS		REQUESTED BY - MATTHEW GILFELLON DIRECTORATE - CORPORATE & COMMERCIAL SERVICES			
JOB or GENERAL LEDGER	ACCOUNT DESCRIPTION	BUDGET 2023/24 EXPEND INCOME	AMENDED BUDGET 2023/24 EXPEND INCOME	BUDGET REVIEW CONSIDERATION EXPEND INCOME	EXPLANATION
	<b>Office of the CEO</b>				
70777	Strategic Planning Review	70,000	70,000	-	No amendment required
	<b>Library</b>				
34867	Brandenburg Projects	10,364	12,013	1,649	Carry Forward Amendment based on 2022/23 Actuals
	<b>Albany Heritage Park</b>				
75434	National Anzac Centre - Refresh Capital	176,383	176,383	-	No amendment required
3012	Hidden Stories of the Fortress- Linking the Anzac Spirit	19,186	-	(19,186)	Carry Forward Amendment based on 2022/23 Actuals
75075	Albany Heritage Park - Grants/Contributions		19,186	-	(19,186) Carry Forward Amendment based on 2022/23 Actuals
	<b>Recreation</b>				
2772	Youth Challenge Park: CCTV & Sports Lighting	60,000	60,000	-	No amendment required
78216	Trails Hub Strategy - Visitor Experience Projects	60,892	60,892	-	No amendment required
15834	Contribution - Tennis Centre	542,000	542,000	-	No amendment required
74046	Contribution - Railways Football Club Building	236,250	227,129	(9,121)	Carry Forward Amendment based on 2022/23 Actuals
18349	T/F from Parks and Recreation Grounds Reserve		1,211,533		1,202,412 (9,121) Carry Forward Amendment based on 2022/23 Actuals
	<b>Community Development</b>				
71022	Speaker/Lecture Series	7,679	7,679	-	No amendment required
70737	First Nations People Engagement	135,267	126,980	(8,287)	Carry Forward Amendment based on 2022/23 Actuals
78882	Compassionate Communities Charter	11,244	10,118	(1,126)	Carry Forward Amendment based on 2022/23 Actuals
	<b>Trades</b>				
TR803	Bridge Maintenance	40,211	40,211	-	No amendment required

## CITY OF ALBANY

## BUDGET REVIEW FOR THE PERIOD ENDING 31 JULY 2023

SECTION		CARRY FORWARD ADJUSTMENTS						REQUESTED BY - MATTHEW GILFELLON DIRECTORATE - CORPORATE & COMMERCIAL SERVICES	
JOB or GENERAL LEDGER	ACCOUNT DESCRIPTION	BUDGET 2023/24		AMENDED BUDGET 2023/24		BUDGET REVIEW CONSIDERATION		EXPLANATION	
		EXPEND	INCOME	EXPEND	INCOME	EXPEND	INCOME		
	<b><u>Major Projects</u></b>								
2171	Emu Point Groyne Design Optimisation Study	156,313		156,313		-			No amendment required
2520	Town Square - Noongar art Installation (Rock Etching)	42,361		41,891		(470)			Carry Forward Amendment based on 2022/23 Actuals
15984	South Coast Surf Reef	6,781,998		6,781,998		-			No amendment required
15904	Albany Motor Sport Capital Expenditure	3,475,211		3,016,498		(458,713)			Carry Forward Amendment based on 2022/23 Actuals
15905	Albany Motor Sport Grant		3,475,211		3,442,824		(32,387)		Carry Forward Amendment based on 2022/23 Actuals
12848	TRF TO - Debt Management Reserve	509,860		936,186		426,326			Shortfall in 2022/23 until grant is recognised 23/24
77202	Albany Fishing Reef	950,000		950,000		-			No amendment required
77203	Albany Fishing Reef (Grant)		950,000		950,000		-		No amendment required
78246	Motorsports Planning	9,100		9,100		-			No amendment required
	<b><u>Trails</u></b>								
2664	Trails Hub Upgrades	152,033		152,033		-			No amendment required
	<b><u>Infrastructure Projects</u></b>								
79322	Asset Data Collection	83,200		8,406		(74,794)			Carry Forward Amendment based on 2022/23 Actuals
	<b><u>Drainage</u></b>								
3697	Whidby St - Reshaping - Increase capacity.	79,930		79,930		-			No amendment required
	<b><u>Raised Transport</u></b>								
2603	Sandpatch Stairs Upgrade	311,127		311,127		-			No amendment required
	<b><u>Paths</u></b>								
7924	Collie Street - UWA Housing to Grey Street West	60,000		60,000		-			No amendment required
3075	Ellen Cove Boardwalk - Isolated repairs	138,464		17,697		(120,767)			Carry Forward Amendment based on 2022/23 Actuals
0980	Adelaide Street Cycle Link	121,000		355,633		234,633			Carry Forward Amendment based on 2022/23 Actuals
13339	T/F from Roadwork's, Drainage & Paths Reserve		2,021,000		2,091,833		70,833		Carry Forward Amendment based on 2022/23 Actuals
14135	Path Funding Grants		1,583,624		1,747,424		163,800		Carry Forward Amendment based on 2022/23 Actuals

## CITY OF ALBANY

## BUDGET REVIEW FOR THE PERIOD ENDING 31 JULY 2023

SECTION CARRY FORWARD ADJUSTMENTS						REQUESTED BY - MATTHEW GILFELLON		DIRECTORATE - CORPORATE & COMMERCIAL SERVICES
JOB or GENERAL LEDGER	ACCOUNT DESCRIPTION	BUDGET 2023/24		AMENDED BUDGET 2023/24		BUDGET REVIEW CONSIDERATION		EXPLANATION
		EXPEND	INCOME	EXPEND	INCOME	EXPEND	INCOME	
	<b>Retaining Walls &amp; Guard Rails</b>							
2493	Replace Guardrails - Condition intervention	100,000		100,000		-		No amendment required
	<b>Buildings</b>							
0220	ALAC - Refurbish pool side change rooms	110,000		110,000		-		No amendment required
0216	Mercer Rd Office - External façade & painting & repairs	14,368		11,863		(2,505)		Carry Forward Amendment based on 2022/23 Actuals
1647	Public Toilets - Public Toilet Renewal	87,649		87,649		-		No amendment required
1987	Lotteries House - Roof plumbing/painting/landscaping	18,400		18,400		-		No amendment required
2476	Town Hall - HVAC first floor multi use venue	170,143		170,143		-		No amendment required
2481	Day Care - Replace artificial turf	15,000		15,000		-		No amendment required
2597	Bond Store - Model railway stump replacement	5,000		5,000		-		No amendment required
2598	Mercer Road Depot - General Upgrades	31,202		31,202		-		No amendment required
2627	VAC - Upgrade Door fittings - OHS Upgrades	15,000		15,000		-		No amendment required
2635	Depot Administration building refit of office space	20,000		20,000		-		No amendment required
3080	Depot - Trades Area installation of roof lean-to end wall	34,853		34,853		-		No amendment required
3081	Emu Point Café - Expansion of Public Toilets	119,792		119,792		-		No amendment required
3082	AHP - Painting weatherboard buildings and facias	58,106		31,731		(26,375)		Carry Forward Amendment based on 2022/23 Actuals
3087	Senior Citizens - Replace Grey St. elevation windows	39,870		39,870		-		No amendment required
3994	Solar Panel Installation Various Locations	111,125		65,024		(46,101)		Carry Forward Amendment based on 2022/23 Actuals
7978	Surf Lifesaving Club - Middleton Beach	2,624,283		2,601,356		(22,927)		Carry Forward Amendment based on 2022/23 Actuals
	<b>Waste</b>							
2669	Hanrahan Landfill Site - Landfill gas extraction systems	200,119		200,119		-		No amendment required
3285	Hanrahan Site - Clay Capping and soil cover	258,914		252,612		(6,302)		Carry Forward Amendment based on 2022/23 Actuals
3288	Hanrahan Fencing	30,000		5,767		(24,233)		Carry Forward Amendment based on 2022/23 Actuals
8367	Transfer Station Construction	520,196		520,196		-		No amendment required
13959	Transfer from Waste Reserve		4,019,229		3,988,694		(30,535)	Carry Forward Amendment based on 2022/23 Actuals

## CITY OF ALBANY

## BUDGET REVIEW FOR THE PERIOD ENDING 31 JULY 2023

SECTION CARRY FORWARD ADJUSTMENTS						REQUESTED BY - MATTHEW GILFELLON DIRECTORATE - CORPORATE & COMMERCIAL SERVICES		
JOB or GENERAL LEDGER	ACCOUNT DESCRIPTION	BUDGET 2023/24		AMENDED BUDGET 2023/24		BUDGET REVIEW CONSIDERATION		EXPLANATION
		EXPEND	INCOME	EXPEND	INCOME	EXPEND	INCOME	
	<u>Roadwork's</u>							
2774	AHW Left and Right 1.95-2.4 Asphalt Overlay	1,007,553		1,006,747		(806)		Carry Forward Amendment based on 2022/23 Actuals
2867	Range Road RAB to Potts Way Drainage & Utility	1,122,773		1,118,650		(4,123)		Carry Forward Amendment based on 2022/23 Actuals
1798	Barnesby Drive/ North Rd connection to Barker Rd	426,480		412,805		(13,675)		Carry Forward Amendment based on 2022/23 Actuals
2525	Range Rd/ Barnesby Rd External Design Costs	11,727		11,727		-		No amendment required
2269	Mueller Street - Pavement repairs	46,355		46,355		-		No amendment required
2549	Drome Road - Reconstruction of section	126,292		126,287		(5)		Carry Forward Amendment based on 2022/23 Actuals
2797	York/Proudlove - Realignment	36,000		32,720		(3,280)		Carry Forward Amendment based on 2022/23 Actuals
2796	Sydney/Target/Galle - Install median island and RRPm's	12,300		12,300		-		No amendment required
2866	Middleton SLK 0.18 - 0.12/Aberdeen SLK 0 - 0.41	50,000		42,980		(7,020)		Carry Forward Amendment based on 2022/23 Actuals
3008	Mindijup (2) 5.60 - 6.23 SLK	116,110		116,110		-		No amendment required
2511	South Stirling Road 0.0 - 4.47 SLK	10,230		-		(10,230)		Carry Forward Amendment based on 2022/23 Actuals
2535	Lockyer Avenue/York Street - detailed design	161,700		161,700		-		No amendment required
2459	Rufus Street - Design & reconstruction Rufus St	20,000		20,000		-		No amendment required
3095	Hardie Road Improvements	193,454		295,420		101,966		Carry Forward Amendment based on 2022/23 Actuals
13485	Regional Group Road Funding		2,343,141		2,342,335		(806)	Carry Forward Amendment based on 2022/23 Actuals
14115	Road Funding - Other		2,670,350		2,758,641		88,291	Carry Forward Amendment based on 2022/23 Actuals
14445	State Black Spot Funding		259,667		256,387		(3,280)	Carry Forward Amendment based on 2022/23 Actuals
	<u>Reserves Projects</u>							
2152	Kalgan Ski Area - Replace toilet	6,789		6,789		-		No amendment required
2751	East bank - New universal access drop toilet	23,321		23,321		-		No amendment required
1867	Point Possession Reserve heritage concept plan	56,339		56,339		-		No amendment required
2471	Implement Albany Fish Ponds Heritage Concept Plan	30,370		16,012		(14,358)		Carry Forward Amendment based on 2022/23 Actuals
7780	Nanarup Beach - Dune protection fencing & signage	50,000		50,000		-		No amendment required
2474	Havoc Park - Recreation equipment for youth	50,000		50,000		-		No amendment required
2690	Rural Hub townscape landscaping & improvements	149,138		136,472		(12,666)		Carry Forward Amendment based on 2022/23 Actuals
7949	Playgrounds upgrades	122,993		122,993		-		No amendment required
1648	Shade Structures -Component renewal & painting	110,000		110,000		-		No amendment required
2688	Alison Hartman Gardens - Mokare Burial Site	39,000		39,000		-		No amendment required

**CITY OF ALBANY**

## BUDGET REVIEW FOR THE PERIOD ENDING 31 JULY 2023

SECTION	CARRY FORWARD ADJUSTMENTS					REQUESTED BY - MATTHEW GILFELLON DIRECTORATE - CORPORATE & COMMERCIAL SERVICES		
JOB or GENERAL LEDGER	ACCOUNT DESCRIPTION	BUDGET 2023/24		AMENDED BUDGET 2023/24		BUDGET REVIEW CONSIDERATION		EXPLANATION
		EXPEND	INCOME	EXPEND	INCOME	EXPEND	INCOME	
	<u>Rangers</u>							
11024	New SES Facility & Amenities	71,062		71,062		-		No amendment required
3797	Kalgan Bush Fire Brigade - 3 Appliance Bay Facility	563,293		563,293		-		No amendment required
16344	Animal Impound Improvements	39,328		11,847		(27,481)		Carry Forward Amendment based on 2022/23 Actuals
10585	SES Grants						-	No amendment required
	<u>Plant Replacement Program</u>							
13564	Heavy Fleet Purchase	2,205,000		2,205,000		-		No amendment required
14175	Heavy Fleet Sale		467,500		467,500		-	No amendment required
13544	Passenger Vehicles Purchase	408,000		408,000		-		No amendment required
14155	Passenger Vehicles Sales		233,000		233,000		-	No amendment required
	<u>Information Technology</u>							
4037	Turnstyles at ALAC	56,611		45,917		(10,694)		Carry Forward Amendment based on 2022/23 Actuals
			</					

## RECONCILIATION OF OPENING FUNDS AS AT 1 JULY 2023

	(a)	(b)			
	ORIGINAL BUDGET 1-Jul-23	BUDGET REVIEW	VARIANCE (b) - (a)	VARIANCE	NOTE
		\$	\$	%	
<b>Current Assets</b>					
Cash and Cash Equivalents	22,655,043	15,540,778	(7,114,265)	-31.4	
Other Financial Assets	43,000,000	49,169,165	6,169,165	14.3	
Trade Receivables	3,650,000	3,635,032	(14,968)	-0.4	
Inventories	958,000	1,344,944	386,944		
Grant Receivables	-	1,042,401	1,042,401		
Other Current Assets	749,998	1,337,808	587,810	78.4	
<b>Total Current Assets</b>	<b>71,013,041</b>	<b>72,070,128</b>	<b>1,057,087</b>	<b>1.5</b>	
<b>Current Liabilities</b>					
Trade & Other Payables	6,500,000	9,098,203	2,598,203	40.0	
Contract Liabilities	4,197,499	2,967,929	(1,229,570)	-29.3	
Lease Liabilities	193,101	193,101	-		
Provisions	6,965,740	6,722,276	(243,464)	-3.5	
Current Portion of Long - - Term Borrowings	1,649,137	1,522,656	(126,481)	-7.7	
<b>Total Current Liabilities</b>	<b>19,505,477</b>	<b>20,504,165</b>	<b>998,688</b>	<b>5.1</b>	
<b>Net Current Asset Position</b>	<b>51,507,564</b>	<b>51,565,963</b>	<b>58,399</b>	<b>0.1</b>	
<b>Adjustments</b>					
<b>Add back</b>					
* Loan Borrowings	1,649,137	1,522,656	- 126,481	-7.7	*
* Payments for principal portion of lease liabilities	193,101	193,101	-		*
<b>Less</b>					
Cash Backed Reserves	48,841,457	49,161,207	319,750	0.7	
Repayment of Cash Advance's	14,163	14,611	448		
<b>Opening Funds Surplus/(Deficit)</b>	<b>4,494,182</b>	<b>4,105,902</b>	<b>(388,280)</b>	<b>-8.6</b>	

- \* (Add back loan repayments and principal portion of lease liabilities as they represent a current liability for payments to be made over the next twelve months already reflected as expenditure in the Budget)

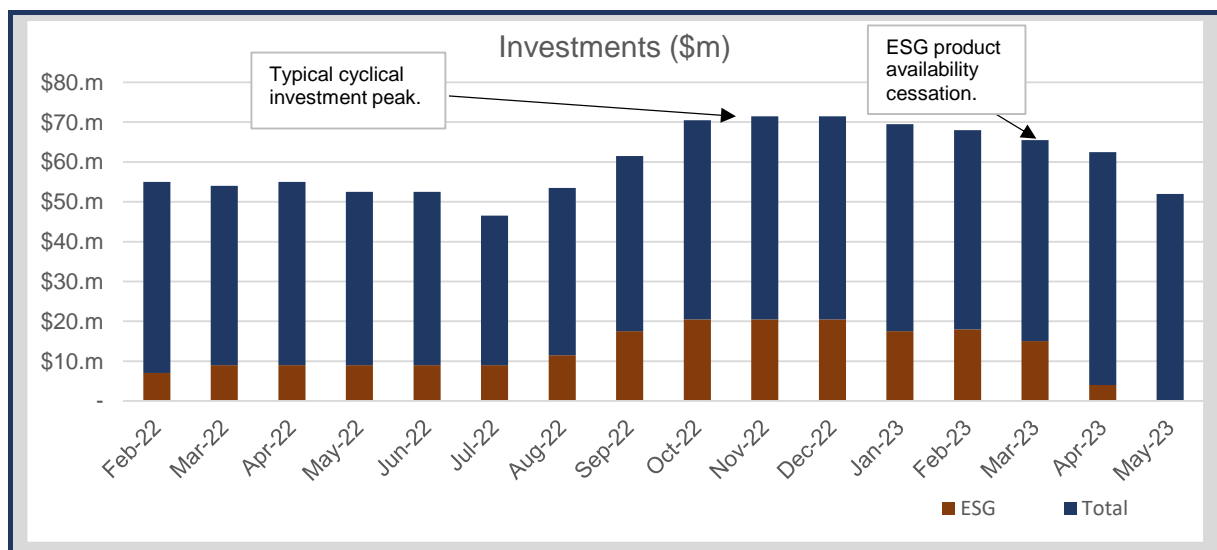


## CITY OF ALBANY ENVIRONMENTAL AND SOCIAL IMPACT OF THE INVESTMENT OF SURPLUS FUNDS POLICY

The City of Albany ("the City") through the Investment of Surplus Funds Policy ("the Policy") invests surplus funds with authorised institutions per the Policy to provide Council with a reasonable rate of return whilst minimising the risk of capital loss. Per the Policy the City preferences Environmental, Social & Governance Term Deposits ("ESG TD's"). Noting that of the authorised institutions the City places investments with, the Commonwealth Bank of Australia ("CBA") is the only institution to offer certified ESG type investments in a standard term deposit product offering.

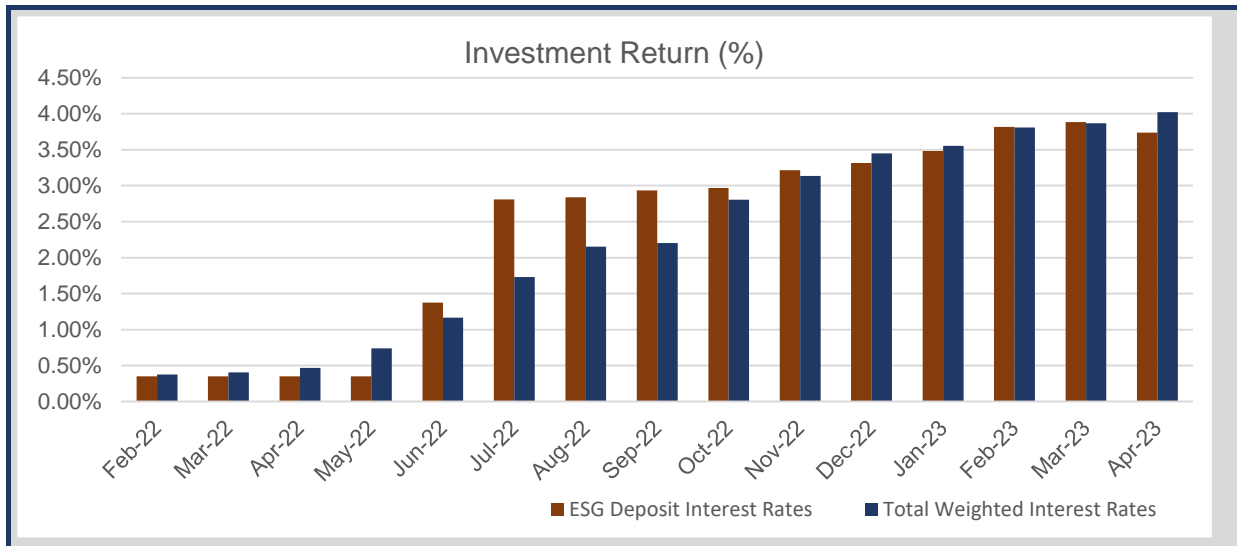
On 20 March 2023, CBA advised that their existing ESG product offering would be grandfathered with an updated investment framework & new ESG products being developed. From March 2023 the City's existing ESG investments were held to maturity with no option of renewal. The final ESG investment matured in May 2023, with ESG end-of-month reporting ceasing in April 2023. At the date this report was prepared, no new ESG product offering is currently available.

Per AR108, the impact of the ESG element of the City's investment portfolio is reported below:



\*\* Per the Policy, total investments with CBA are limited to 35% of the portfolio.

**CITY OF ALBANY**  
**ENVIRONMENTAL AND SOCIAL IMPACT OF THE INVESTMENT OF SURPLUS FUNDS POLICY**



Month	Total Investments	Total Weighted Interest Rate	ESG Investments	ESG Weighted Interest Rate	ESG as a % of Total Portfolio	ESG vs Total Portfolio (basis points)
Feb-22	\$55,000,000	0.38%	\$7,000,000	0.35%	13%	🟡 - 3
Mar-22	\$54,000,000	0.40%	\$9,000,000	0.35%	17%	🟡 - 5
Apr-22	\$55,000,000	0.47%	\$9,000,000	0.35%	16%	🟡 - 12
May-22	\$52,500,000	0.74%	\$9,000,000	0.35%	17%	🟡 - 39
Jun-22	\$52,500,000	1.16%	\$9,000,000	1.38%	17%	🟢 22
Jul-22	\$46,500,000	1.73%	\$9,000,000	2.81%	19%	🟢 108
Aug-22	\$53,500,000	2.15%	\$11,500,000	2.84%	21%	🟢 69
Sep-22	\$61,500,000	2.20%	\$17,500,000	2.93%	28%	🟢 73
Oct-22	\$70,500,000	2.80%	\$20,500,000	2.97%	29%	🟢 17
Nov-22	\$71,500,000	3.14%	\$20,500,000	3.21%	29%	🟢 7
Dec-22	\$71,500,000	3.45%	\$20,500,000	3.31%	29%	🟡 - 14
Jan-23	\$69,500,000	3.55%	\$17,500,000	3.49%	25%	🟡 - 6
Feb-23	\$68,000,000	3.81%	\$18,000,000	3.82%	26%	🟢 1
Mar-23	\$65,500,000	3.87%	\$15,000,000	3.89%	23%	🟢 2
Apr-23	\$62,500,000	4.02%	\$4,000,000	3.74%	6%	🟡 - 28
<b>Average</b>	<b>\$60,633,333</b>	<b>2.26%</b>	<b>\$13,133,333</b>	<b>2.39%</b>	<b>22%</b>	<b>🟢 13</b>

**Comments:**

The reference period for this report was typified by the Reserve Bank of Australia ("RBA") tightening monetary policy by enacting increases to the cash rate target. The pace & timing of interest rate decisions has impacted on the relative performance of the City's ESG investments relative to the total portfolio.

The City's ESG investments for the reference period (Feb-22 to Apr-23) typically delivered higher returns than the weighted average of the total portfolio, with the investment earnings over the 15 months being on average 13 basis points higher.

During the reference period the City's total investment portfolio followed typical liquidity patterns with the investments reaching their peak in Nov-22 & their trough in Jul-22. The City's participation in ESG investments followed this same liquidity pattern until products grandfathering (Mar-23.)

# Green, Social & Sustainability Funding Framework



Commonwealth  
Bank

## About this document

This document (Framework) relates to funding instruments issued by Commonwealth Bank of Australia (CBA) that meet the green, social and sustainability funding requirements of the International Capital Market Association (ICMA) or Climate Bonds Initiative (CBI).

The Framework satisfies the requirements of Programmatic Certification for Green Bonds under the Climate Bonds Standard (CBS).

Sustainable Funding Instruments may include any of the following products issued by CBA:

- Unsecured Bonds  
(senior or subordinated)
- Covered Bonds
- Asset-backed or Residential Mortgage-backed Securities
- Deposits and other liabilities

The Framework is approved by the Group Treasurer and supported by CBA's internal procedures and processes.

# Contents

<b>Introduction</b>	<b>1</b>
Our purpose and strategy	1
Our environmental and social commitments	1
Our approach to managing environmental and social risk	2
Our support for the transition to a net zero economy	4
Our commitment to our customers and communities	5
Global principles and policies	5
 <b>Green, Social and Sustainability Funding Framework</b>	 <b>6</b>
Overview	7
Use of proceeds	7
Allocation of proceeds	7
Excluded assets	7
Green Eligible Assets	8
Social Eligible Assets	10
Process for asset evaluation and selection	11
Management of proceeds	12
Reporting	12
 <b>External review</b>	 <b>13</b>
Second party opinion	13
Post-Issuance external verification	13
Green, Social and Sustainable Certification	13
 <b>Important notice</b>	 <b>14</b>



# Introduction

## Our purpose and strategy

Our purpose is building a brighter future for all.

Our purpose guides our strategy which is to build tomorrow's bank today for our customers. Our strategic priorities include:

- Leadership in Australia's economic recovery and transition
- Reimagined products and services
- Global best digital experiences and technology
- Simpler, better foundations.

## Our environmental and social commitments

We recognise that we have a responsibility to manage environmental and social risks and to proactively identify opportunities that will help secure the financial wellbeing of Australians for generations to come. We believe that conducting our business in a responsible way and making meaningful contributions to the communities in which we operate is critical to delivering balanced and sustainable stakeholder outcomes.

Our Group Environmental and Social Policy (E&S Policy) outlines our areas of focus, approach and commitments on climate change, human rights, biodiversity, agriculture, forestry and fisheries and defence.

The CBA Environmental & Social Framework is underpinned by our internal Environmental & Social Policy. It provides a reference point for our people and stakeholders on the minimum standards we seek to abide by, the targets we seek to implement, and the governance and oversight in place to support our endeavours.



## Our approach to managing environmental and social risk



## Governance and oversight

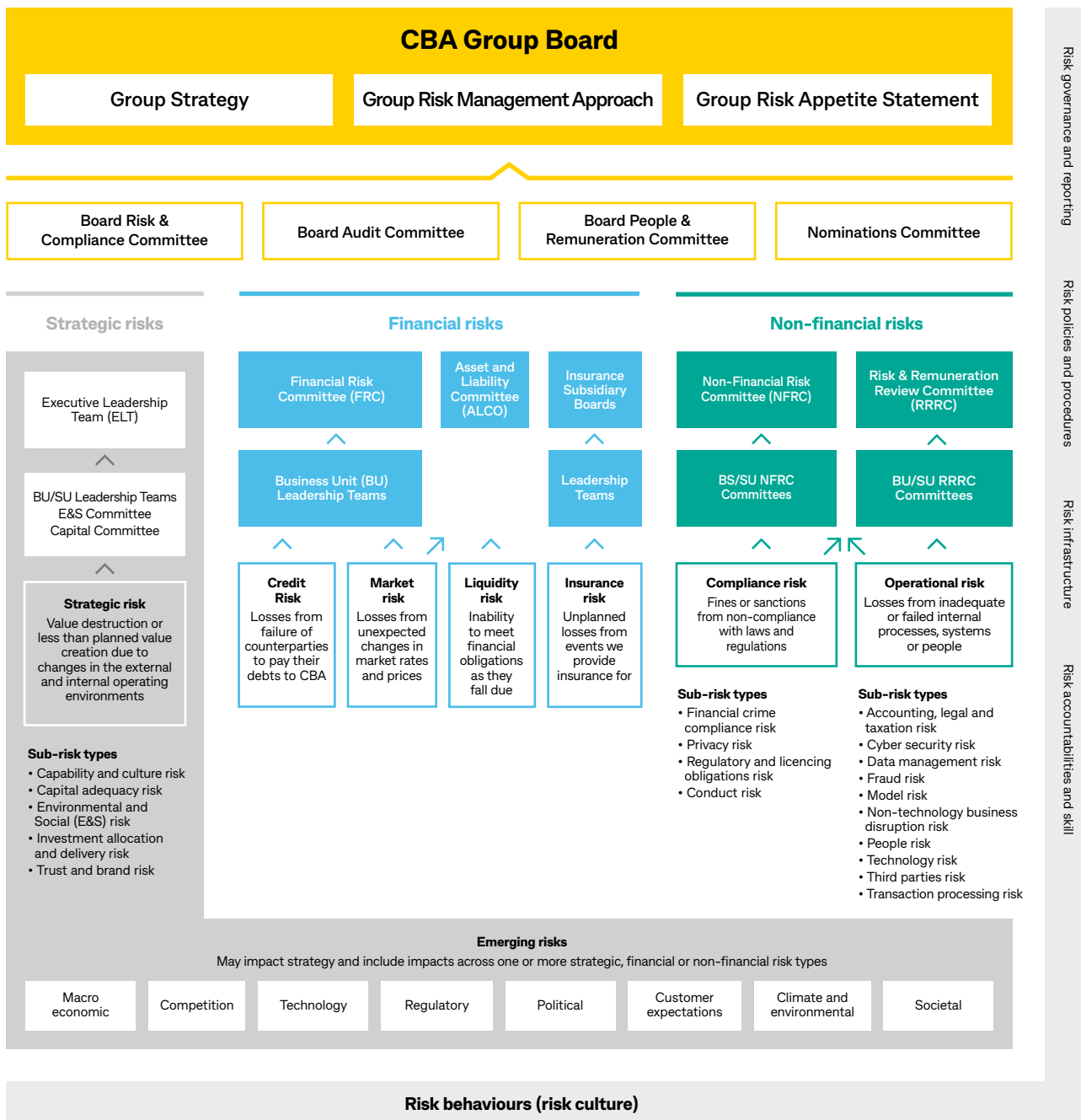
We are committed to embedding environmental and social considerations into our business processes and decision-making. Our approach is facilitated by our risk management framework, and by targets and minimum standards for a range of specific sectors.

The CBA Board is responsible for approving the E&S Policy and overseeing adherence to it, while our people are responsible for meeting the requirements of the E&S Policy. Our senior leaders are responsible for promoting and championing the environmental and social considerations outlined in the E&S Policy through their business decisions and interactions. The Group's Code of Conduct governs conformance of our people with the Group's Values and policies, including the E&S Policy. Breach of our E&S Policy may be regarded as misconduct, which can lead to disciplinary action (including termination).



## Risk Management Framework

The diagram below outlines the Risk Management Framework for managing the Bank's Material Risk types and their sub-risk types. The Environmental and Social (E&S) Committee has been established to elevate governance over E&S as a strategic sub-risk.





## Our support for the transition to a net zero economy

We are committed to playing our part in limiting climate change in line with the goals of the Paris Agreement and supporting the transition to net zero emissions by 2050. As Australia's largest financial institution, we recognise our important role helping our customers transition to a low carbon future. Some of our commitments are listed below, further details are outlined in our latest Annual Report and Environmental & Social Framework.

- Providing \$70 billion of cumulative Sustainability Funding by 2030<sup>1</sup>
- Sourcing renewable electricity equivalent to 100% of our power needs globally
- Increasing on-site renewable energy (solar PV) generation capacity to 2MW by 2025
- Reducing Scope 1 and 2 greenhouse gas emissions by 42% by 2030 (from FY20)
- Reducing upstream Scope 3 greenhouse gas emissions by 25% by 2030 (from FY20)
- Developing priority sector-level glidepaths informed by science-based climate scenarios
- Reducing our existing project finance exposure to Thermal Coal Mines and coal-fired power plants to zero by 2030, subject to Australia having a secure energy platform.

<sup>1</sup> Examples of eligible projects include renewable energy, low carbon transport, energy efficiency and commercial green property. The full definition and progress will be published with CBA's [Annual Report](#).

## Our support for our customers and the community

Supporting our customers in a fair, timely and transparent way is part of delivering on our strategy. We are committed to making a positive contribution to the communities we serve.

Our efforts to build a brighter future for all include some of the following:

- Providing banking services that give customers control and are accessible and affordable, including by investing in digital innovation
- Taking steps to support customers and communities in times of need, for example, those impacted by natural disasters
- Supporting customers in vulnerable circumstances, for example, those experiencing domestic or financial abuse, through our Next Chapter program
- Promoting and advancing the social, economic and financial wellbeing of Indigenous communities through the commitments and targets outlined in our Reconciliation Action Plan
- Seeking to identify and mitigate slavery and human trafficking in our business and supply chain as described in our annual Modern Slavery and Human Trafficking Statement.

We also support our clients in their environmental and social endeavours. We have dedicated staff in our Institutional and Business banking teams pursuing opportunities in sustainable finance to help build a better Australia.

## Global principles and policies

We continue to evolve our approach in line with global best practice and feedback from our stakeholders.

### Aligned to society's goals

We are signatories to international programs of action.



PRINCIPLES FOR  
RESPONSIBLE  
BANKING



EQUATOR  
PRINCIPLES



United Nations  
Global Compact

### Our policies and targets

We drive focus and progress on our commitments through our policies. Key policies include:

- Environmental and Social Policy
- Supplier Code of Conduct
- Diversity and Inclusion Policy
- Accessibility and Inclusion Policy
- Workplace Health and Safety Policy

+ View our policies: [commbank.com.au/policies](http://commbank.com.au/policies)

### Transparently reporting progress

We report our progress in line with key frameworks and standards.



TASK FORCE ON  
CLIMATE-RELATED  
FINANCIAL  
DISCLOSURES



PRINCIPLES FOR  
RESPONSIBLE  
BANKING

+ View our performance reports: [commbank.com.au/CRreporting](http://commbank.com.au/CRreporting)

### Assessing our performance

We benchmark our progress using leading sustainability indices and surveys.



MEMBER OF  
Dow Jones  
Sustainability Indices  
in collaboration with



FTSE4Good



DRIVING SUSTAINABLE ECONOMIES



SUSTAINALYTICS

### Relevant UN Sustainable Development Goals





# Green, Social and Sustainability Funding Framework



## Overview

This Framework sets out the governance and oversight processes that will support issuance by CBA of Sustainable Funding Instruments that meet international standards for these products.

The types of Funding instruments issued may include:

- Unsecured Bonds (senior or subordinated)
- Covered Bonds
- Asset-backed or Residential Mortgage-backed Securities
- Deposits and other liabilities.

The Sustainable Funding Instruments issued under this Framework will align with ICMA's Green Bond Principles (2021), the Climate Bonds Standard, ICMA's Social Bond Principles (2021), or the ICMA Sustainability Bond Guidelines (2021) by satisfying certain criteria in the following areas:

1. Use of proceeds
2. Process for asset evaluation and selection
3. Management of proceeds
4. Reporting.

## Use of proceeds

### Allocation of proceeds

CBA will allocate an amount equivalent to the net proceeds of the Sustainable Funding Instruments issued under this Framework towards financing or refinancing, in whole or in part, the following new and/or existing eligible assets (Eligible Assets):

- CBA assets that promote the transition to a low-carbon, climate resilient and sustainable economy, as described further in Green Eligible Assets
- CBA assets that aim to address or mitigate a specific social issue and/or seek to achieve positive social outcomes, as described further in Social Eligible Assets
- CBA assets that meet the definition of Green Eligible Assets and Social Eligible Assets (Sustainability Assets).








### Excluded assets

The proceeds from Sustainable Funding Instruments issued under this Framework will not knowingly be allocated to assets (Excluded Assets) where CBA has assessed the main purpose is to finance or refinance:

- Aviation and shipping
- Defence and security
- Fossil fuels
- Gambling
- Mining
- Tobacco.

## Green Eligible Assets











Green Eligible Assets are all Eligible Assets (other than Excluded Assets) that fall within one of the eligibility categories described, and include assets that operate or are under construction to operate.

Eligibility category	Green Eligible Asset description	UN SDGs alignment
<b>Renewable Energy</b>	Loans or investments aimed at financing the equipment, development, manufacturing, construction, operation, distribution and maintenance of Solar PV, Wind (onshore and offshore) or Hydro <sup>1</sup> , including: <ul style="list-style-type: none"> <li>• Electricity generation facilities</li> <li>• Wholly dedicated transmission infrastructure, including inverters, transformers, control systems</li> <li>• Electrochemical energy storage systems.</li> </ul>	 
<b>Green Commercial Buildings</b>	Loans related to existing or new construction of commercial buildings that follow the below criteria: <ul style="list-style-type: none"> <li>• Buildings must be in the top 15% of their city in terms of emissions performance in accordance with Climate Bonds Initiative standards for Australia. This "hurdle rate" in emissions terms ratchets down to net zero carbon emissions in 2050. Recognised standards are to a minimum standard of Green Star 5, NABERS 5, or BREEAM Excellent certification.</li> </ul>	
<b>Green Residential Buildings</b>	Mortgage Loans related to existing or new construction/renovation of residential buildings that follow the below criteria: <ul style="list-style-type: none"> <li>• Mortgage loans to finance new residential buildings which represent the top 15% of properties in the relevant jurisdiction. E.g. that comply with energy efficient local building codes that are used as a proxy for the achievement of the 15% hurdle rate, in accordance with Climate Bonds Standards for Australia, Green Building Council of Australia or NatHERS.</li> <li>• Mortgage loans for a property that has renewable energy output in accordance with Climate Bond Standards for Australia, or Green Building Council of Australia.</li> </ul>	 
<b>Energy Efficiency</b>	Loans related to activities that contribute to the reduction of energy consumption, help manage and store energy and contribute to increase the share of renewable energy in the network, such as: <ul style="list-style-type: none"> <li>• Upgrade projects: Energy efficient investments in new or refurbished buildings which result in energy savings of at least 30%; including but not limited to retrofit, installation of LED lighting, thermal insulation and/or upgrade of heating/cooling system</li> <li>• Smart grid investments for efficient transmission and distribution of energy.</li> </ul>	   
<b>Clean Transportation</b>	Loans related to low carbon transport assets and the acquisition, development, manufacturing, construction, operation and maintenance of infrastructure dedicated to low-carbon transport, such as: <ul style="list-style-type: none"> <li>• Energy efficient private and public transport<sup>2</sup> (including the conversion of public fleets electric or hybrid bus fleets and bicycle schemes)</li> <li>• Development and upgrade of electrified rail transport for passengers and goods<sup>3</sup> (expansion of train/metro and tram networks, projects in relation to capacity improvement and station upgrades)</li> <li>• Non-diesel rolling stock<sup>3</sup></li> <li>• Infrastructure related to and supporting charging stations.</li> </ul>	 

<sup>1</sup> Based on CBI Hydropower criteria.

<sup>2</sup> CO<sub>2</sub> emission threshold of <50gCO<sub>2</sub>e/p-km for buses; <25gCO<sub>2</sub>/t-km for heavy trucks; <75gCO<sub>2</sub>/km for private passenger vehicles; <75gCO<sub>2</sub>/km for light commercial vehicles; <50 gCO<sub>2</sub>e/p-km for passenger rail; and <25gCO<sub>2</sub>/t-km for freight rail. Evidence of testing procedures to calculate these thresholds is required.

<sup>3</sup> Fossil fuel freight must not be more than 25% of the freight transported (tonne/km).

Eligibility category	Green Eligible Asset description	UN SDGs alignment
<b>Sustainable Water and Wastewater Management</b>	Loans related to activities that improve water quality, distribution efficiency and conservation, such as: <ul style="list-style-type: none"> <li>• Water treatment infrastructure, including wastewater treatment systems</li> <li>• Engineered water infrastructure for flood defence, storm water management or drought resilience.<sup>1</sup></li> </ul>	  
<b>Pollution Prevention and Control</b>	Loans related to activities that contribute to soil remediation, waste prevention and collection (excluding hazardous waste), waste reduction and waste recycling, such as: <ul style="list-style-type: none"> <li>• The development, operation and upgrade of physical recycling facilities for metals, plastic or paper</li> <li>• Recycling or composting to divert waste from landfill</li> <li>• Organic waste treatment and composting</li> <li>• Organic waste to energy power generation projects, excluding waste from non-RSPO-certified palm oil operations</li> <li>• Landfill gas collection power generation projects for closed landfills with 75% or more gas capture efficiency (excludes plastics, rubber and tyre-derived fuels to fuel conversion and landfill gas capture for flaring).</li> </ul>	  
<b>Environmentally sustainable management of living natural resources and land use</b>	Loans related to sustainable farming and natural capital management practices in accordance with the ICMA Green Loan Principles, such as: <ul style="list-style-type: none"> <li>• Soil carbon sequestration and development of carbon sinks. For financing projects only and excludes the purchase or trading of Australian Carbon Credit Units (ACCU) or general purpose loans to ACCU holders.</li> <li>• Conversion to no till farming, transitioning land-use from monoculture to polyculture</li> <li>• Rainwater harvesting, irrigation recycling and the installation of watering systems</li> <li>• Land acquisition for the purpose of establishing or extending native forests, tree planting and the installation of shelter belts.</li> </ul>	 
<b>Climate change adaptation</b>	Loans relating to making infrastructure more resilient to impacts of climate change (with a Vulnerability Assessment and Adaptation Plan).	 



<sup>1</sup> Subject to appropriate environmental assessments, internal and external certifications.



## Social Eligible Assets

Social Eligible Assets are all Eligible Assets (other than Excluded Assets) that fall within one of the eligibility categories described below and include (i) assets that operate or are under construction to operate, (ii) CBA's own operating expenditure in the below list of eligible categories or (iii) loans to organisations that derive 90% or more of its revenues from activities in the below list of eligible categories.

Eligible social projects should be directed towards target populations, which include those that are: living below the poverty line; excluded and/or marginalised populations and/or communities; people with disabilities; migrants and/or displaced persons; undereducated; underserved, owing to a lack of quality access to essential goods and services; unemployed; women and/or sexual gender minorities; aging populations and vulnerable youth; other vulnerable groups, including as a result of natural disasters.

Eligibility category	Social Eligible Asset description	UN SDGs alignment
<b>Health, Healthcare and Wellbeing</b>	<p>Funding or financing related to the acquisition, construction, equipment or operation of activities that expand access to healthcare, such as:</p> <ul style="list-style-type: none"> <li>Public hospitals, clinics and healthcare centres</li> <li>Private hospitals which are not for profit</li> <li>Aged care services that meet the Australian Government supported resident ratio to be eligible for the higher amount of accommodation supplement.<sup>1</sup></li> </ul>	  
<b>Education and Vocational Training</b>	<p>Funding or financing related to the acquisition, construction, equipment or operation of activities that expand access to education, such as:</p> <ul style="list-style-type: none"> <li>Tertiary or vocational education that is public or not for profit</li> <li>Activities that improve educational infrastructure, such as construction of campuses or training facilities</li> <li>Programs that support financial education.</li> </ul>	 
<b>Affordable Housing</b>	<p>Funding or financing related to the acquisition, construction and/or operation of activities that expand the access to adequate, safe, affordable housing to people from low socio-economic groups<sup>2</sup>, victims of domestic or family violence or Aboriginal and Torres Strait Islander peoples, such as:</p> <ul style="list-style-type: none"> <li>Financing housing associations or community housing providers</li> <li>Financing sponsors through Government-led initiatives to increase the supply of affordable housing, where accommodation is provided at no more than 80% of the current market rental rate.</li> </ul>	  
<b>Affordable basic infrastructure</b>	<p>Funding or financing relating to the provision of:</p> <ul style="list-style-type: none"> <li>Clean drinking water, sewers or sanitation where the Integrated Water and Power Plant (IWPP) or Desalination plant is not fossil fuel powered</li> <li>Transport, where vehicles meet the CO<sub>2</sub> emission standards within the jurisdiction or roads and bridges in underdeveloped rural areas without connectivity</li> <li>Energy, where the transmission grid is not connected to a dedicated fossil fuel power plant (coal/oil/natural gas) and is providing electricity access to areas where there is no, or substantially inadequate, access.</li> </ul>	   

<sup>1</sup> Supported residents are currently defined by the Australian Government as low means, supported, concessional and assisted residents, the current ratio is 40%.

<sup>2</sup> Low socio-economic groups are defined as people who are homeless or are in receipt of Australian Commonwealth Rent Assistance.

## Process for asset evaluation and selection

Asset evaluation and selection is a key process for ensuring that the proceeds from the Sustainable Funding Instruments issued under this Framework are used to finance Eligible Assets.

CBA has established a Green, Social and Sustainability Funding Steering Committee (the Committee) that meets at least quarterly and is responsible for this Framework, the review and approval of potential Eligible Assets, reviewing and maintaining a register of Eligible Assets (Register) and providing annual impact and assurance reporting. Additional support and guidance is provided by subject matter experts as required. The Committee is chaired by the Head of Term Funding and is comprised of representatives from Retail Banking Services, Business Banking, Institutional Banking & Markets, Investor Relations and Group Treasury.

A high level overview of CBA's process for the evaluation and selection of Eligible Assets is outlined as follows.

### 1. Asset identification

- a) Each business unit is responsible for identifying potential Eligible Assets
- b) As part of this, the business unit will review the assets for compliance with this Framework and any relevant external standards (i.e. Climate Bonds Standard, to the extent of available criteria, or the European Union Taxonomy for Sustainable Activities)
- c) Guidance may be sought from subject matter experts as required.

### 2. Review and approval

- a) A report detailing how the proposed assets meet the eligibility criteria will be tabled at the Committee for consideration by the Committee members
- b) The Committee will approve the assets for inclusion as an Eligible Asset, if they are satisfied the assets meet the criteria
- c) Guidance may be sought from subject matter experts as required.

## Management of proceeds

CBA has established monitoring and reporting processes that use internal systems to tag, track and report on the Eligible Assets. CBA will maintain a Register of Eligible Assets, which will include a sub-register of Green Eligible Assets and a sub-register of Social Eligible Assets. The Register will be dynamic as Eligible Assets mature and new Eligible Assets are included on the Register.

The proceeds from the funding instruments issued under this Framework will be managed on a portfolio basis within the respective sub-registers. The Committee will monitor the aggregate amount of Eligible Assets on the Register and each sub-register on a quarterly basis to ensure it is equal to or greater than the aggregate amount of Sustainable Funding Instruments issued under this Framework.

CBA will seek to fully allocate the proceeds within 24 months. Any unallocated proceeds will be held in cash, cash equivalents or other liquid marketable instruments with CBA's treasury and in accordance with its liquidity policies.

## Reporting

In order to ensure transparency, CBA will prepare on an annual basis a Green, Social and Sustainability Report, which will include:

- The net proceeds of the Sustainable Funding Instruments issued under this Framework.
- The amount of relevant Eligible Assets on the relevant Register and a breakdown by:
  - Asset category
  - Share of financing versus refinancing
  - The estimated environmental and social impact of the use of the net proceeds, using the Performance Measures identified on the following page.

The report will be publicly available and published on [commbank.com.au/sustainabilityinstruments](http://commbank.com.au/sustainabilityinstruments).

## Examples of performance measures for Green Eligible Assets

### Renewable energy

- CO<sub>2</sub> emissions avoided (tCO<sub>2</sub>e)
- Total installed capacity (MW)
- Reduction in particulate matter (tonnes).

### Green buildings

- CO<sub>2</sub> emissions avoided (tCO<sub>2</sub>e)
- Floor space of green real estate (m<sup>2</sup>)
- Location and type of certified Green Buildings
- Energy consumption (kWh/m<sup>2</sup> per year).

### Energy efficiency

- The amount of lettable area (m<sup>2</sup>)
- The rate at which the property exceeded the benchmark
- CO<sub>2</sub> emissions avoided (tCO<sub>2</sub>e)
- Energy efficient savings (MW).

### Clean transportation

- CO<sub>2</sub> emissions avoided (tCO<sub>2</sub>e)
- New clean infrastructure built (km)
- Number of passengers carried per annum.

### Sustainable water and wastewater management

- Volume of water saved/reduced/treated (m<sup>3</sup>)
- Total population served by the system.

### Pollution prevention and control

- CO<sub>2</sub> emissions avoided (tCO<sub>2</sub>e)
- Waste diverted from landfill (tonnes).

### Land use

- CO<sub>2</sub> emissions avoided (tCO<sub>2</sub>e)
- Hectares of land rehabilitated
- Number of trees planted per km<sup>2</sup> of land.

### Climate change adaptation

- Number of different climate change adaptation measures
- AUD expenditure on climate change adaptation measures.

## Examples of performance measures for Social Eligible Assets

### Health and Healthcare

- Number of places in care facilities or patients served
- Bed density
- Number of facilities constructed or upgraded.

### Education and Vocational Training

- Number of students supported
- Number of educational grants given.

### Affordable Housing

- Number of housing units built or refurbished
- Share of underserved tenants
- Rental costs compared to city average.

### Affordable basic infrastructure

- Number of target populations served.



# External review



## Second party opinion

CBA has obtained a second party opinion from Sustainalytics to confirm that this Framework aligns with ICMA's Green Bond Principles, Social Bond Principles and Sustainability Bond Guidelines.

The second party opinion is published on [commbank.com.au/sustainabilityinstruments](https://commbank.com.au/sustainabilityinstruments).

## Post-issuance external verification

On an annual basis, an external auditor will verify the tracking of the proceeds of Sustainable Funding Instruments issued under this Framework, that Eligible Assets financed or refinanced from such proceeds conform with the Framework and provide a third party assurance.

## Green, Social and Sustainable Certification

CBA may request certification of any bonds, deposits or other liabilities that allocate their proceeds towards Green Eligible Assets with reference to this Framework. In such cases, CBA will appoint a suitably qualified certifier to undertake the verification.

# Important notice

The distribution of this document and of the information it contains may be the subject of legal restrictions in some countries. Persons who might come into possession of it must make inquiries as to the existence of such restrictions and comply with them.

The information contained in this material does not constitute an offer, a solicitation of an offer, or an inducement to subscribe for, purchase or sell any financial instrument or to enter a legally binding contract.

The information in this document contains general commentary only and does not constitute investment or financial product advice. The information contained in this document should be regarded as indicative and for illustrative or discussion purposes only, and does not bind the Bank. It has been prepared without taking account of your objectives, financial situation or needs. No person should act on the basis of any information contained in this document without considering, and if necessary taking appropriate professional advice upon, his or her own particular circumstances.

Although CBA has made every effort to ensure the information in this document is free from error, none of CBA or its related entities, nor any of their respective employees or any other person, warrants the accuracy, adequacy or completeness of the information in this document.

To the extent permitted by law, none of CBA or its related entities, nor any of their respective employees or any other person accepts any liability for any claim in respect of anything, and of the consequences of anything, done or omitted to be done by any person acting in reliance, whether wholly or partially, upon the information in this document.

The information in this document may reference or contain material provided by third parties. While such material is published with the necessary permission none of CBA or its related entities, nor any of their respective employees or any other person, accepts any responsibility for the accuracy or completeness of any such material.

This document may contain statements about future events and expectations that are forward looking statements, none of the future projections, expectations, estimates or prospects in this document should be taken as forecasts or promises nor should they be taken as implying any indication, assurance or guarantee that the assumptions on which such future projections, expectations, estimates or prospects have been prepared are correct or exhaustive or, in the case of assumption, fully stated in the document. The information in this document is subject to change without notice and none of CBA or its related entities, nor any of their respective employees or any other person, is under any obligation to update the information, correct any inaccuracy which may become apparent at a later date or amend the statements contained herein to reflect actual changes in assumptions or changes in factors affecting these statements or to otherwise notify any addressee if any information, opinion, projection, forecast or estimate set forth herein changes or subsequently becomes inaccurate.

# Feedback

As the green, social and sustainable bond markets continue to evolve, so too will CBA's approach to remain consistent with shifting expectations. Using this Framework, and applicable principles, guidelines, standards and taxonomies, CBA aims to continuously enhance its approach and respond to changes in industry best practice and market expectations.

This Framework will be reviewed at least biennially.

CBA welcomes feedback from our investors, stakeholders and market participants on our approach. Please email your comments to:

[CBAFixedIncomeInvestors@cba.com.au](mailto:CBAFixedIncomeInvestors@cba.com.au)




Commonwealth  
Bank





# 2023

## Green, Social and Sustainability Funding Impact Report



Contents


Eligible asset allocation report	1
Portfolio impact assessment	2
Eligible asset pool	4
Definitions	8
Important information	9

Our Annual Report



Our 2023 Annual Report is available at [commbank.com.au/2023annualreport](https://commbank.com.au/2023annualreport)

Our Climate Report



Our 2023 Climate Report is available at [commbank.com.au/climatereport](https://commbank.com.au/climatereport)

Global principles and policies

We are signatories or members of programs that align with our values and sustainability goals.



We are members of international programs of action.



We provide transparent reporting on our progress in line with legislation and seek to align to industry recognised standards.



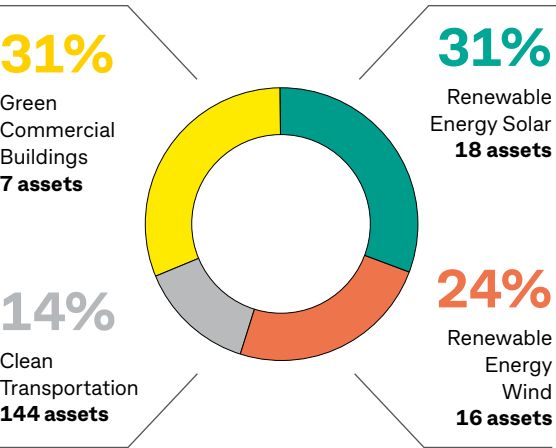
We document our principles in our policies, procedures and frameworks.  
View our public policies at [commbank.com.au/policies](https://commbank.com.au/policies)

Relevant UN Sustainable Development Goals

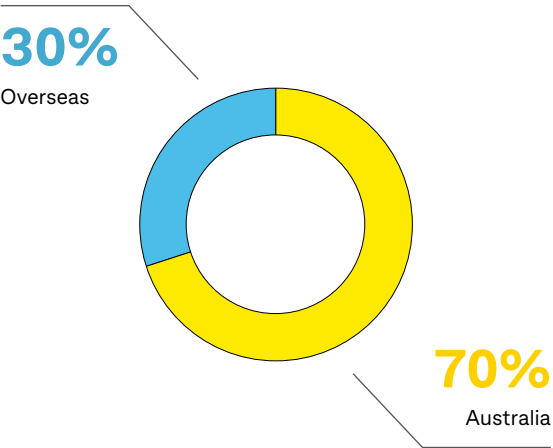


Eligible asset allocation report

Eligible assets by category<sup>1</sup>  
(AUD3,100 million)<sup>2</sup>



Geographical split of eligible green assets

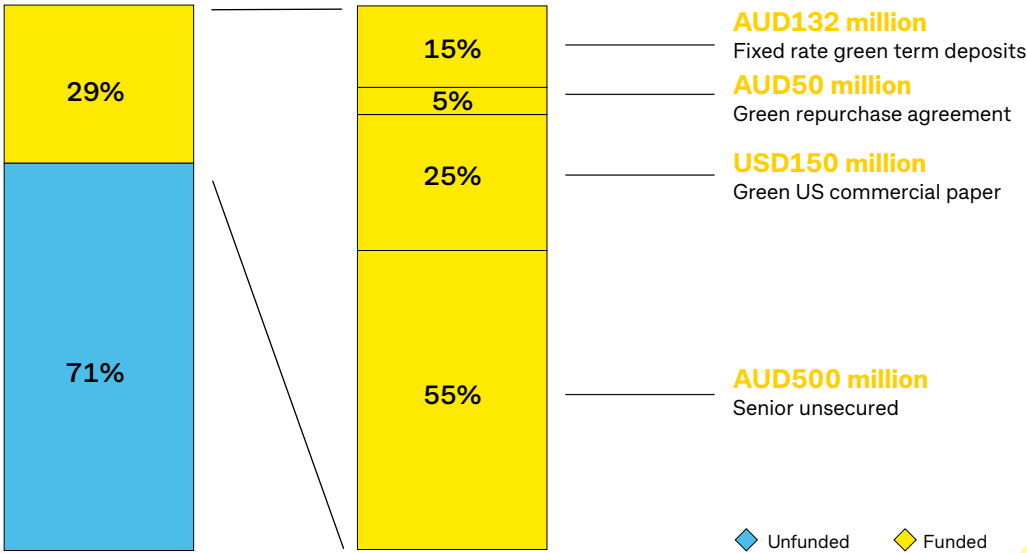


Lending type

More details shown on pages 4–7. Also see definitions page 8.

Financed	Refinanced
60% of eligible assets	40% of eligible assets

Eligible asset pool funding (AUD908 million)



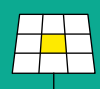
1. Asset eligibility as set out in CBA's Green, Social and Sustainability Funding Framework, February 2022.  
2. Drawn facility at 30 June 2023.





# Portfolio impact assessment

We aim to support Australia's climate change goals and help finance a secure, affordable energy transition.



## Renewable Energy Solar

**323 MW**

Renewable energy supplied by solar projects

**83,443**

Equivalent households powered by solar energy

**231,322 tCO<sub>2</sub>-e**

Estimated annual greenhouse gas emissions avoided



## Renewable Energy Wind

**382 MW**

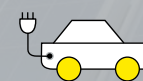
Renewable energy supplied by wind projects

**217,350**

Equivalent households powered by wind energy

**741,016 tCO<sub>2</sub>-e**

Estimated annual greenhouse gas emissions avoided



## Clean Transportation

**141**

Clean vehicles deployed

**31 million**

Passengers carried per annum

**687 tCO<sub>2</sub>-e**

Estimated annual greenhouse gas emissions avoided



## Green Commercial Buildings

**5.4 star**

Average NABERS energy rating of the low carbon buildings

**2,032 tCO<sub>2</sub>-e**

Estimated annual greenhouse gas emissions avoided

**1,163,504 sqm**

Net lettable area

All metrics are based on CBA proportion of project





Eligible asset pool



Renewable Energy Solar	Facility start date	Maturity	CBA share of total capital	Financed vs Refinanced	Facility drawn (\$m)	Facility limit (\$m)	Energy capacity (MW)	Annual GHGs avoided (tCO <sub>2</sub> -e)	CBA proportion annual GHGs avoided (tCO <sub>2</sub> -e)	CBA share of equivalent houses powered	Sustainability development goal
Solar farm 1	Jun-19	Feb-25	33%	Financed	49.5	49.5	N/A	31,915	10,638	14,036	<div>7</div> <div>9</div>
Solar farm 2	Mar-22	Mar-26	13%	Refinanced	24.8	24.8	N/A	47,460	6,339	8,364	
Solar farm 3	Mar-22	Mar-26	13%	Refinanced	26.6	26.6	N/A	47,258	6,269	8,271	
Solar farm 4	Feb-21	Dec-25	11%	Financed	64.7	68.2	N/A	730,091	76,784	19,899	
Solar farm 5	Jun-21	Mar-35	20%	Refinanced	48.6	48.6	N/A	44,602	8,710	2,123	
Solar farm 6	Aug-21	Aug-26	15%	Financed	33.7	33.7	N/A	71,239	10,992	2,679	
Solar farm 7	Mar-20	Mar-27	5%	Refinanced	70.0	70.0	N/A	512,995	27,726	6,757	
Solar farm 8	Jul-21	Oct-27	2%	Financed	22.7	25.0	N/A	753,733	12,187	2,970	
Solar farm 9	Sep-22	Oct-28	4%	Financed	55.5	61.2	N/A	N/A	N/A	N/A	
Solar farm 10	Sep-22	May-26	17%	Financed	34.6	34.6	N/A	N/A	N/A	N/A	
Solar farm 11	Feb-23	Feb-28	11%	Financed	47.0	52.8	N/A	643,564	71,677	18,061	
Solar farm 12	Dec-22	Jun-24	2%	Financed	46.2	68.0	N/A	N/A	N/A	N/A	
Solar farm 13	Dec-21	Dec-26	100%	Financed	5.9	5.9	N/A	N/A	N/A	283	
Storage 1	Feb-22	Dec-26	14%	Financed	35.4	35.4	N/A	N/A	N/A	N/A	
Storage 2	Oct-21	Oct-28	6%	Refinanced	62.8	142.8	N/A	N/A	N/A	N/A	
Solar equipment 1	Sep-18	Sep-23	12%	Financed	259.2	261.6	N/A	N/A	N/A	N/A	
Solar equipment 2	Dec-20	Dec-23	N/A	Financed	54.9	54.9	N/A	N/A	N/A	N/A	
Solar equipment 3	Dec-21	Jul-23	11%	Financed	2.0	50.3	N/A	N/A	N/A	N/A	
Total					944.2	1,114.1	4,534	2,882,856	231,322	83,443	

Renewable Energy Wind	Facility start date	Maturity	CBA share of total capital	Financed vs Refinanced	Facility drawn (\$m)	Facility limit (\$m)	Energy capacity (MW)	Annual GHGs avoided (tCO <sub>2</sub> -e)	CBA proportion annual GHGs avoided (tCO <sub>2</sub> -e)	CBA share of equivalent houses powered	Sustainability development goal
Wind farm 1	Feb-23	Feb-28	11%	Financed	49.5	55.7	N/A	730,214	81,327	25,760	<div>7</div> <div>9</div>
Wind farm 2	Nov-13	Oct-24	11%	Refinanced	26.4	26.4	N/A	400,790	42,283	12,917	
Wind farm 3	Feb-18	Feb-30	50%	Financed	38.4	38.4	N/A	116,114	58,057	17,736	
Wind farm 4	Aug-21	Aug-26	20%	Financed	60.9	65.9	N/A	456,493	91,298	21,553	
Wind farm 5	Nov-14	Nov-24	41%	Financed	38.8	40.0	N/A	33,190	13,532	17,854	
Wind farm 6	Mar-21	Sep-27	12%	Financed	53.7	53.7	N/A	449,857	52,169	15,937	
Wind farm 7	Oct-22	Dec-27	9%	Refinanced	90.1	90.1	N/A	1,564,969	148,143	42,053	
Wind farm 8	May-16	Dec-32	1%	Refinanced	4.8	4.8	N/A	601,185	5,892	1,436	
Wind farm 9	Dec-22	Jul-34	8%	Financed	56.5	56.5	N/A	N/A	N/A	17	
Wind farm 10	Mar-18	Dec-25	4%	Financed	16.3	20.4	N/A	555,970	22,943	5,591	
Wind farm 11	May-21	May-26	8%	Financed	58.4	58.4	N/A	552,356	42,325	10,315	
Wind farm 12	Jun-21	Jun-28	10%	Refinanced	38.5	38.5	N/A	185,063	17,743	4,324	
Wind farm 13	Feb-23	Feb-28	5%	Financed	202.3	202.3	N/A	2,619,704	128,395	31,381	
Wind farm 14	Jun-22	May-27	100%	Financed	6.5	6.5	N/A	22,449	22,449	6,372	
Wind farm 15	Apr-21	Jul-25	100%	Financed	2.2	2.2	N/A	14,461	14,461	4,105	
Wind equipment 1	Jul-21	Jul-23	5%	Financed	15.6	15.6	N/A	N/A	N/A	N/A	
Total					758.7	775.1	4,028	8,302,815	741,016	217,350	


N/A is not available as at date of the report and/or not able to disclose due to confidentiality and/or not applicable due to asset being under construction.  
Refer to Definitions on page 8.



Eligible asset pool (continued)

Clean Transportation	Facility start date	Maturity	CBA share of total capital	Financed vs Refinanced	Facility drawn (\$m)	Facility limit (\$m)	Passengers carried pa (m)	Annual GHGs avoided (tCO <sub>2</sub> -e)	CBA proportion annual GHGs avoided (tCO <sub>2</sub> -e)	Number of clean vehicles deployed	Sustainability development goal
Clean transport 1	May-16	Dec-25	14%	Refinanced	40.4	40.4	4.0	N/A	N/A	N/A	 
Clean transport 2	Jul-21	Sep-33	34%	Refinanced	307.2	307.2	27.0	N/A	N/A	N/A	
Clean transport 3	May-21	May-26	10%	Refinanced	73.6	73.6	N/A	N/A	N/A	N/A	
Clean transport 4	Portfolio	Portfolio	N/A	Financed	7.2	7.2	N/A	198	198	133	
Clean transport 5	Portfolio	Portfolio	N/A	Financed	3.8	3.8	N/A	489	489	8	
Total					432.2	432.2	31.0	687	687	141	

Green Commercial Buildings	Facility start date	Maturity	CBA share of total capital	Financed vs Refinanced	Facility drawn (\$m)	Facility limit (\$m)	NABERS energy rating	Annual GHGs avoided (tCO <sub>2</sub> -e)	CBA proportion annual GHGs avoided (tCO <sub>2</sub> -e)	Net lettable area (sqm)	Sustainability development goal
Low carbon building 1 (portfolio)	Portfolio	Portfolio	10%	Refinanced	285.0	285.0	5.6	864	90	46,144	
Low carbon building 2 (portfolio)	Portfolio	Portfolio	0.4%	Financed	42.8	140.0	5.3	10,996	41	339,059	
Low carbon building 3 (portfolio)	Portfolio	Portfolio	1%	Refinanced	40.0	40.0	5.5	6,951	96	177,698	
Low carbon building 4 (portfolio)	Portfolio	Portfolio	3%	Refinanced	105.7	105.7	5.8	4,202	129	103,204	
Low carbon building 5 (portfolio)	Portfolio	Portfolio	8%	Financed	300.0	300.0	5.4	18,666	1,433	455,267	
Low carbon building 6	Sep-21	Sep-26	34%	Financed	140.5	202.0	5.0	N/A	N/A	33,863	
Low carbon building 7	May-18	Nov-23	100%	Financed	51.0	51.0	5.0	244	244	8,270	
Total					965.0	1,123.7	5.4	41,922	2,032	1,163,504	

N/A is not available as at date of the report and/or not able to disclose due to confidentiality and/or not applicable due to asset being under construction.  
Refer to Definitions on page 8.

In June 2023 the Green, Social and Sustainability Funding Steering Committee (the Committee) made a decision to remove solar mortgages from the asset register, as part of its regular review and maintenance of Eligible Assets. The mortgages meet the eligibility criteria, as they comply with the minimum renewable energy output of the Simplified Solar Rooftop Proxy criteria in accordance with Climate Bond Standards. The decision to remove the assets reflects a more conservative approach to ensuring the assets in the register are driving climate impact and a desire to over time align criteria with the Group's Sustainability Funding Target, which was announced in FY22 after the establishment of the solar mortgages eligibility and is further described in our [FY23 Climate Report](#). The Committee has a commitment to review the Green, Social and Sustainability Framework at least biennially with the last Framework being published in February 2022.



# Definitions

## Renewable Energy (Solar and Wind)

Renewable Energy Solar and Renewable Energy Wind categories refer to assets dedicated to renewable energy as set out in the Green Eligible Assets description on page 8 of the [Framework](#).

## Solar and wind emissions avoided calculation

For Australian assets, state-based emissions intensity data is sourced from publicly available information from the Australian Energy Market Operator and the Clean Energy Regulator. A state-specific emissions intensity factor is calculated based on the electricity generation profile of that state in the preceding calendar year. The appropriate emissions intensity factor (depending on the state in which the project is located) is then multiplied by the total MWh p.a. generated by each renewable energy asset. The MWh p.a. generated (solar and wind) is based on actual (where available) or forecast generation data. The data is sourced from the project’s financial or operating reports, management accounts, due diligence reports, or origination documentation. For overseas assets, emissions data is sourced from relevant information providers, for example for the US, United States Environmental Protection Agency <https://www.epa.gov/energy/greenhouse-gas-equivalencies-calculator>.

## Number of houses supplied with power (solar and wind)

Equivalent number of houses supplied with 100% renewable energy from wind and solar farms is calculated by dividing the total MWh produced by the solar/wind farm by the average household electricity use. The average household electricity usage by state is obtained from [Australian Energy Regulator](#). The national electricity usage figure is used if the asset is in WA, multiple states or international.

## Clean Transportation

Clean Transportation category refers to assets dedicated to low carbon transport as set out in the Green Eligible Assets description on page 8 of the [Framework](#).

## Passengers carried p.a.

The annual number of passengers carried via low carbon transport (electrified metro or suburban rail). Data has been obtained from latest operating reports.

## Annual GHGs avoided (tonnes of CO<sub>2</sub>-e)

Formula for calculating tonnes of CO<sub>2</sub> saved, grams/ kilometres (average petrol or diesel vehicle emissions – average electric vehicle emissions) x average kilometres travelled per year x number of electric vehicles/1,000,000 (grams/tonnes).

## Green Commercial Buildings

Green Commercial Buildings category refers to assets defined as set out in the Green Eligible Assets description on page 8 of the [Framework](#).

## NABERS energy rating

NABERS (National Australian Built Environment Rating System) is used to measure a building’s energy efficiency and carbon emissions. CBA includes buildings rated 5 stars and above, with an average rating shown for portfolio assets.

## Annual GHGs avoided (tonnes of CO<sub>2</sub>-e)

Energy used is sourced from NABERS website for base building. Emissions avoided is calculated by multiplying emissions target set out in CBI criteria and Net Lettable Area and deducting the actual emissions of the base building. In order to calculate CBA’s share of emissions avoided, CBA’s debt to total capital for the asset ratio is multiplied by the total avoided emissions of the base building.

## Net lettable area (NLA)

This is a square metre measure of total occupiable floor space of the base building.

## Other definitions

### CBA share of total capital

CBA share of total capital is calculated as the CBA drawn debt amount as a proportion of the total capital with each asset obtained from latest operating reports.

### Climate Bonds Initiative (CBI)

CBI is an international investor focused not for profit organisation working to mobilise the global bond market for climate change solutions.

### Emissions

The production and/or release of greenhouse gas emissions.

### Facility start date

The date that CBA’s debt facility became available to client.

### Facility drawn (\$m)

The amount of CBA debt that is drawn as at reporting date (30 June 2023).

### Facility limit (\$m)

The maximum amount available to be drawn under the loan agreement.

### Financed versus refinanced

Financed represents a new lending exposure for the bank. Refinanced represents re-lending to an existing exposure.

### Foreign currency conversion

All foreign currency amounts have been converted to AUD at the spot FX rate as at 30 June 2023.

### Greenhouse gases (GHGs)

Greenhouse gases are the six gases listed in the Kyoto Protocol being carbon dioxide (CO<sub>2</sub>), methane (CH<sub>4</sub>), nitrous oxide (N<sub>2</sub>O), hydrofluorocarbons (HFCs), perfluorocarbons (PFCs), and sulphur hexafluoride (SF<sub>6</sub>).

# Important information

The material in this report is general background information about the Group and its activities current as at the date of the report, 9 August 2023. It is information given in summary form and does not purport to be complete. Information in this report is not intended to be relied upon as advice to investors or potential investors and does not take into account the investment objectives, financial situation or needs of any particular investor. Investors should consider these factors and consult with their own legal, tax, business and/or financial advisers in connection with any investment decision. The distribution of this report and of the information it contains may be the subject of legal restrictions in some countries. Persons who might come into possession of it must make inquiries as to the existence of such restrictions and comply with them. The information contained in this report does not constitute an offer, a solicitation of an offer, or an inducement to subscribe for, purchase or sell any financial instrument or to enter a legally binding contract.

There is currently no standard definition (legal, regulatory or otherwise) of, nor market consensus as to what constitutes, a “green”, “social” or “sustainable” or an equivalently-labelled project, nor can any assurance be given that such a standard definition or consensus will develop over time or that any prevailing market consensus will not significantly change.

This report may contain certain climate-related forward-looking statements and metrics. Any such forward looking statements speak only as at the date of this report, and undue reliance should not be placed upon such statements. Although the Group currently believes the forward looking statements have a reasonable basis, they are not certain and involve known and unknown risks and assumptions, many of which are beyond the control of the Group, which may cause actual results, performance, conditions, circumstances or the ability to meet commitments and targets set forth in the Group’s forward looking statements to differ materially from those expressed or implied in such statements. While the Group has prepared the information in this report based on its current knowledge and understanding and in good faith, it reserves the right to change its views in the future. To the maximum extent permitted by law, responsibility for the accuracy or completeness of any forward looking statements, whether as a result of new information, future events or results or otherwise, is disclaimed.

Forward looking statements may also be made – verbally and in writing – by members of the Group’s management in connection to this report. Such statements are also subject to the same limitations, uncertainties and assumptions, which are set out in this report.

Climate-related data is underpinned by methodologies containing uncertainties, assumptions and judgments that limit the extent to which they can be relied upon. This applies to all climate-related metrics, including (without limitation) historical metrics relating to emissions and forward-looking climate metrics. The measures in this report reflect best estimates, assumptions and judgements at the date of this report. These measures are, in many cases, based on estimates, and rely on data that the Group does not generate or control, including solar and wind emissions intensity data for renewables energy calculations, NABERS ratings used to calculate Green commercial buildings, and operating reports for clean transportation.

There is a risk that the estimates or assumptions may subsequently prove to be inaccurate. The statements may be affected by a number of uncertainties and factors, including but without limitation to:

- lack of common definitions and standards for climate related data;
- reliance on third party data can lead to lags in time between available data and the publishing of the Group’s reporting;
- variation in climate related approaches and outcomes;
- climate data, modelling and methodology is rapidly evolving, and this may directly or indirectly affect the metrics and data points used in the preparation of this report, and the targets contained in it; and
- changes arising out of market practices and standards, including emerging and developing ESG standards.

The information in this report may reference or contain materials provided by third parties. While such material is published with permission neither the Group nor any of its employees or any other person, makes any representation, whether express or implied, or accepts any responsibility for the accuracy or completeness of any such material. The replication of any views in this document should not be treated as an indication that the Group agrees with or concurs with such views.

# Contacts

## Telephone

+61 2 9118 1342

## Email

[CBAFixedIncomeInvestors@cba.com.au](mailto:CBAFixedIncomeInvestors@cba.com.au)


## Online

[commbank.com.au/Sustainabilityinstruments](http://commbank.com.au/Sustainabilityinstruments)

## Commonwealth Bank of Australia

ABN 48 123 123 124 AFSL 234945





Commonwealth  
Bank