



ATTACHMENTS

Community and Corporate Services Committee

Tuesday 9 June 2026

5.30pm

Council Chambers

COMMUNITY & CORPORATE SERVICES COMMITTEE
ATTACHMENTS – 12/05/2026

TABLE OF CONTENTS

Report No.	Description	Page No.
CCS799	MONTHLY FINANCIAL REPORT – APRIL 2026	1
CCS800	LIST OF ACCOUNTS FOR PAYMENT – APRIL 2026	13
CCS801	DELEGATED AUTHORITY REPORTS – 16 APRIL 2026 TO 15 MAY 2026	61
CCS802	COUNCIL PLAN 2026-2036	66
CCS804	WRITE-OFF GENERAL DEBT REPORT AS AT 30 JUNE 2026	126
CCS805	FEES & CHARGES 2026/27	128



CITY OF ALBANY

MONTHLY FINANCIAL REPORT

Containing the Statement of Financial Activity
and the Statement of Financial Position
FOR THE PERIOD ENDED 30 APRIL 2026

LOCAL GOVERNMENT ACT 1995
LOCAL GOVERNMENT (FINANCIAL MANAGEMENT) REGULATIONS 1996

TABLE OF CONTENTS

Compliance Report

Statement of Financial Activity by Nature Classifications

Statement of Financial Position

Basis of Preparation

Note 1 Explanation of Material Variances

Note 2 Net Current Funding Position

Note 3 Cash Investments

Note 4 Receivables

Note 5 Capital Acquisitions

CITY OF ALBANY COMPILATION REPORT FOR THE PERIOD ENDED 30 APRIL 2026

Report Purpose

This report is prepared to meet the requirements of Local Government (Financial Management) Regulations 1996, Regulations 34 and 35.

Overview

No significant matters are noted.

Statement Of Financial Activity by Nature Classifications

Shows a closing surplus for the period ended 30 April 2026 of \$15,060,380.

Note: The Statements and accompanying notes are prepared based on all transactions recorded at the time of preparation and may vary.

Preparation

Prepared by: Financial Services Coordinator

Reviewed by: Manager Finance

Date prepared: 29-May-2026

CITY OF ALBANY
STATEMENT OF FINANCIAL ACTIVITY
FOR THE PERIOD ENDED 30 APRIL 2026

	Ref Note	Original Annual Budget	Revised Annual Budget	YTD Budget (a)	YTD Actual (b)	Var. \$ (b)-(a)	Var. % (b)-(a) /(a)	Var.
		\$	\$	\$	\$	\$	%	
OPERATING ACTIVITIES								
Revenue from operating activities								
Rates		49,401,889	49,401,889	49,366,896	49,387,086	20,190	0%	
Grants, subsidies and contributions		12,113,050	15,607,506	10,421,106	8,142,187	(2,278,919)	(22%)	▼
Fees and charges		25,558,054	25,570,554	21,679,877	22,536,642	856,765	4%	▲
Profit on asset disposal		-	176,551	176,551	275,545	98,994	56%	
Interest Earnings		3,702,140	3,702,140	3,134,765	3,489,981	355,216	11%	▲
Other Revenue		66,318	66,318	59,457	354,204	294,747	496%	▲
		90,841,451	94,524,958	84,838,652	84,185,646			
Expenditure from operating activities								
Employee costs		(38,894,871)	(38,894,871)	(32,970,570)	(33,212,019)	(241,449)	1%	▼
Materials and contracts		(28,217,925)	(31,431,836)	(24,968,173)	(24,316,224)	651,949	(3%)	▲
Utility charges		(2,301,909)	(2,301,909)	(1,762,244)	(1,725,800)	36,444	(2%)	
Depreciation on non-current assets		(21,931,727)	(21,931,727)	(17,539,351)	(18,173,238)	(633,887)	4%	▼
Finance costs		(366,067)	(366,067)	(50,656)	(74,852)	(24,196)	48%	
Insurance expenses		(1,206,851)	(1,206,851)	(1,206,870)	(1,046,409)	160,461	(13%)	▲
Loss on asset disposal		(622,496)	(622,496)	(518,550)	(126,375)	392,175	(76%)	▲
Other expenditure		(4,767,187)	(4,771,237)	(3,522,357)	(3,576,489)	(54,132)	2%	
		(98,309,033)	(101,526,994)	(82,538,771)	(82,251,405)			
Non-cash amounts excluded from operating activities								
Add: Depreciation on assets		21,931,727	21,931,727	17,539,351	18,173,238	633,887	4%	▲
Add: Loss on disposal of assets		622,496	622,496	518,550	126,375	(392,175)	(76%)	▼
Add: Implicit Interest		181,761	181,761	4,580	889	(3,691)	(81%)	
Less: Profit on disposal of assets		-	(176,551)	(176,551)	(275,545)	(98,994)	56%	
Less: Gain on Value of Investments		-	-	-	(245,565)	(245,565)	-	▼
Less: Gain on Sublease		-	-	-	(49,952)	(49,952)	100%	
		22,735,984	22,559,433	17,885,930	17,729,440			
Amount attributable to operating activities		15,268,402	15,557,397	20,185,811	19,663,681			
INVESTING ACTIVITIES								
Capital grants, subsidies and contributions		59,732,297	20,476,876	14,455,226	10,830,109	(3,625,116)	(25%)	▼
Proceeds from disposal of assets		1,396,000	1,228,700	982,960	1,064,485	81,525	8%	
Purchase of property, plant and equipment	5	(12,145,479)	(13,498,998)	(11,089,637)	(5,684,459)	5,405,178	(49%)	▲
Purchase and construction of infrastructure	5	(88,827,544)	(34,324,526)	(31,244,755)	(19,781,682)	11,463,073	(37%)	▲
Non-current to current movement		-	-	-	73,725	73,725	100%	
Amount attributable to investing activities		(39,844,726)	(26,117,948)	(26,896,207)	(13,497,822)			
FINANCING ACTIVITIES								
Repayment of borrowings		(1,010,592)	(1,010,592)	(505,302)	(501,630)	3,672	(1%)	
Proceeds from borrowings		6,500,000	-	-	-	-	-	
Proceeds from self-supporting loans		15,551	15,551	15,551	15,551	-	-	
Payments for principal portion of lease liabilities		(208,548)	(208,548)	(173,790)	(184,248)	(10,458)	6%	
Transfers to reserves (restricted assets)		(23,666,139)	(25,056,479)	-	-	-	-	
Transfers from reserves (restricted assets)		37,929,917	30,506,354	3,250,579	3,250,579	-	-	
Amount attributable to financing activities		19,560,189	4,246,286	2,587,038	2,580,252			
Surplus/(Deficit) for current financial year		(5,016,135)	(6,314,265)	(4,123,358)	8,746,111			
Surplus/(Deficit) at start of financial year		5,016,135	6,314,265	6,314,265	6,314,268	3	-	
Surplus/(Deficit): closing funding position		-	-	2,190,908	15,060,380			

CITY OF ALBANY
STATEMENT OF FINANCIAL POSITION
FOR THE PERIOD ENDED 30 APRIL 2026

	Ref Note	30 April 2026	30 June 2025
		\$	\$
CURRENT ASSETS			
Cash and cash equivalents	3	82,825,633	65,835,170
Trade and other receivables		5,656,828	5,379,663
Other financial assets	2	0	3,015,551
Inventories	2	990,525	1,190,556
Other assets		5,092,214	5,257,003
TOTAL CURRENT ASSETS		94,565,199	80,677,942
NON-CURRENT ASSETS			
Trade and other receivables		2,048,811	2,072,585
Other financial assets		520,371	274,806
Property, plant and equipment		171,811,154	174,603,469
Infrastructure		460,379,534	451,086,624
Right-of-use assets		729,164	363,326
TOTAL NON-CURRENT ASSETS		635,489,034	628,400,809
TOTAL ASSETS		730,054,233	709,078,751
CURRENT LIABILITIES			
Trade and other payables		9,234,805	12,779,986
Contract liabilities		14,231,600	2,878,157
Lease liabilities		69,457	230,715
Borrowings		512,256	1,013,885
Employee related provisions		7,888,170	7,289,157
Other provisions		209,434	209,434
TOTAL CURRENT LIABILITIES		32,145,722	24,401,333
NON-CURRENT LIABILITIES			
Other liabilities		921,311	921,311
Lease liabilities		744,093	241,288
Borrowings		3,085,023	3,085,023
Employee related provisions		744,736	744,736
Other provisions		11,272,376	11,272,376
TOTAL NON-CURRENT LIABILITIES		16,767,538	16,264,734
TOTAL LIABILITIES		48,913,260	40,666,067
NET ASSETS		681,140,973	668,412,684
EQUITY			
Retained surplus		376,045,900	360,067,031
Reserve accounts		47,940,811	51,191,390
Revaluation surplus		257,154,263	257,154,263
TOTAL EQUITY		681,140,973	668,412,684

CITY OF ALBANY

NOTES TO THE MONTHLY FINANCIAL REPORT FOR THE PERIOD ENDED 30 APRIL 2026

BASIS OF PREPARATION

BASIS OF PREPARATION

The City has reclassified a small number of accounts for comparative purposes. The impact of these reclassifications are considered minor and immaterial and have been made to improve the reporting alignment of the monthly financial report and the annual financial statements.

REPORT PURPOSE

This report is prepared to meet the requirements of *Local Government (Financial Management) Regulations 1996, Regulation 34 and 35*. Note: The statements and accompanying notes are prepared based on all transactions recorded at the time of preparation and may vary due to transactions being processed for the reporting period after the date of preparation.

BASIS OF ACCOUNTING

This statement comprises a special purpose financial report which has been prepared in accordance with Australian Accounting Standards (as they apply to local governments and not-for-profit entities) and Interpretations of the Australian Accounting Standards Board, and the *Local Government Act 1995* and accompanying regulations.

The *Local Government (Financial Management) Regulations 1996* take precedence over Australian Accounting Standards. Regulation 16 prohibits a local government from recognising as assets Crown land that is a public thoroughfare, such as land under roads, and land not owned by but under the control or management of the local government, unless it is a golf course, showground, racecourse or recreational facility of State or regional significance. Consequently, some assets, including land under roads acquired on or after 1 July 2008, have not been recognised in this financial report. This is not in accordance with the requirements of *AASB 1051 Land Under Roads paragraph 15* and *AASB 116 Property, Plant and Equipment paragraph 7*.

Accounting policies which have been adopted in the preparation of this financial report have been consistently applied unless stated otherwise. Except for cash flow and rate setting information, the report has been prepared on the accrual basis and is based on historical costs, modified, where applicable, by the measurement at fair value of selected non-current assets, financial assets and liabilities.

PREPARATION TIMING AND REVIEW

Date prepared: All known transactions up to 30 April 2026

SIGNIFICANT ACCOUNTING POLICES

CRITICAL ACCOUNTING ESTIMATES

The preparation of a financial report in conformity with Australian Accounting Standards requires management to make judgements, estimates and assumptions that effect the application of policies and reported amounts of assets and liabilities, income and expenses. The estimates and associated assumptions are based on historical experience and various other factors that are believed to be reasonable under the circumstances; the results of which form the basis of making the judgements about carrying values of assets and liabilities that are not readily apparent from other sources. Actual results may differ from these estimates.

THE LOCAL GOVERNMENT REPORTING ENTITY

All funds through which the City controls resources to carry on its functions have been included in the financial statements forming part of this financial report.

In the process of reporting on the local government as a single unit, all transactions and balances between those funds (for example, loans and transfers between funds) have been eliminated.

All monies held in the Trust Fund are excluded from the financial statements.

GOODS AND SERVICES TAX

Revenues, expenses and assets are recognised net of the amount of GST, except where the amount of GST incurred is not recoverable from the Australian Taxation Office (ATO). Receivables and payables are stated inclusive of GST receivable or payable. The net amount of GST recoverable from, or payable to, the ATO is included with receivables or payables in the statement of financial position. Cash flows are presented on a gross basis. The GST components of cash flows arising from investing or financing activities which are recoverable from, or payable to, the ATO are presented as operating cash flows.

ROUNDING OFF FIGURES

All figures shown in this statement are rounded to the nearest dollar.

CITY OF ALBANY
NOTES TO THE MONTHLY FINANCIAL REPORT
FOR THE PERIOD ENDED 30 APRIL 2026

NOTE 1
EXPLANATION OF MATERIAL VARIANCES TO YTD BUDGET IN EXCESS OF \$100,000

	Var. \$	Var. %	Var.	Timing/ Permanent	Explanation of Variance
OPERATING ACTIVITIES					
Revenue from operating activities					
Rates	20,190	0%			No material variance.
Grants, subsidies and contributions	(2,278,919)	-22%	▼	Timing	Variance is timing related, specifically the receipt of operational grant income compared to the estimated monthly phasing of the annual budget. Significant variances relate to the receipt of financial assistance grants for general purpose and local roads, plus Bicentenary 2026.
Fees and charges	856,765	4%	▲	Timing	Positive variance across a number of areas of the City, primarily ALAC fees and Recreation Services (\$2.87m actuals vs YTD budget of \$2.46m) and Airport (\$2.6m actuals vs YTD budget of \$2.37m).
Profit on asset disposal	98,994	56%			No material variance.
Interest earnings	355,216	11%	▲	Timing	The primary reason for this favourable performance is the City's higher-than-forecast funds (both municipal and reserve) available for investment, coupled with achieving relatively high yields on funds invested.
Other revenue	294,747	496%	▲	Permanent	The variance primarily relates to the City's investment in Local Government House Trust Units. Over the year, the value of the City's investment increased significantly from \$258,763.41 to \$504,328.24. This uplift is attributable to a change in accounting treatment for the underlying investment property, from historical cost less depreciation to fair value. Noting the investment is non-current in nature and the gain is non-cash.
Expenditure from operating activities					
Employee costs	(241,449)	1%	▼	Timing	The overspend relative to the year-to-date budget (0.7% variance) is primarily timing and allocation related, driven by the timing of payroll recognition, relief and casual staffing across key service areas
Materials and contracts	651,949	-3%	▲	Timing	Various over and underspends across numerous cost centres, each requiring review with regard to timing of payments along with phasing of monthly budgets. Noteable underspend variances by cost centre include Major Projects Recreation (\$1.78m actuals vs YTD budget of \$2.8m), Waste Minimisation (\$4.05m actuals vs YTD budget of \$4.89m), and Planning Services (\$222k actuals vs YTD budget of \$850k). Noteable overspend includes Road Maintenance (\$3.1m actuals vs YTD budget of \$2m).
Utility charges	36,444	-2%			No material variance.
Depreciation on non-current assets	(633,887)	4%	▼	Permanent	Depreciation (non-cash in nature) variance is attributable to the budget not incorporating the actual impact of asset capitalisation at financial year end.
Finance costs	(24,196)	48%			No material variance.

CITY OF ALBANY
NOTES TO THE MONTHLY FINANCIAL REPORT
FOR THE PERIOD ENDED 30 APRIL 2026

NOTE 1
EXPLANATION OF MATERIAL VARIANCES TO YTD BUDGET IN EXCESS OF \$100,000

	Var. \$	Var. %	Var.	Timing/ Permanent	Explanation of Variance
Insurance expenses	160,461	-13%	▲	Permanent	All anticipated annual insurance costs/premiums have been recognised.
Loss on asset disposal	392,175	-76%	▲	Timing	Variance is due to the phasing of the annual budget, timing of asset disposals, and some assets disposed of already making gains opposed to losses. While this variance is favourable to the City, it is non-cash in nature and reflects that YTD disposals have, on average, achieved higher selling prices compared to the written-down value of the disposed assets.
Other expenditure	(54,132)	2%			No material variance.
Non-cash amounts excluded from operating activities					
Add: Depreciation on assets	633,887	4%	▲	Permanent	See 'Depreciation on non-current assets' above
Add: Loss on disposal of assets	(392,175)	-76%	▼	Timing	See 'Loss on asset disposal' above
Add: Implicit Interest	(3,691)	-81%			No material variance.
Less: Profit on disposal of assets	(98,994)	56%			No material variance.
Less: Gain on Value of Investments	(245,565)	0%	▼	Permanent	See 'Other revenue' above, Local Government House Trust Units
Less: Gain on Sublease	(49,952)	100%			No material variance.
INVESTING ACTIVITIES					
Capital grants, subsidies and contributions	(3,625,116)	-25%	▼	Timing	Income recognition linked to the timing of completion of capital projects. Primary variance relates to completion of Surf Reef and Trails projects.
Proceeds from disposal of assets	81,525	8%			No material variance.
Purchase of property, plant and equipment	5,405,178	-49%	▲	Timing	<p>Variances are timing related and the phasing of monthly spend in the budget is to be considered when analysing variances. The underspend relative to YTD budget is attributable to the phasing of the following projects:</p> <ul style="list-style-type: none"> - Heavy Plant Replacement: Actual \$2.29m vs YTD Budget \$3.57m - Public toilet renewal: Actual \$126k vs YTD Budget \$494k - ALAC Court improvement program: Actual \$105k vs YTD Budget \$330k <p>As at 30 April, 42% of the FY25/26 annual capital budget for PP&E has been expended.</p>

CITY OF ALBANY
 NOTES TO THE MONTHLY FINANCIAL REPORT
 FOR THE PERIOD ENDED 30 APRIL 2026

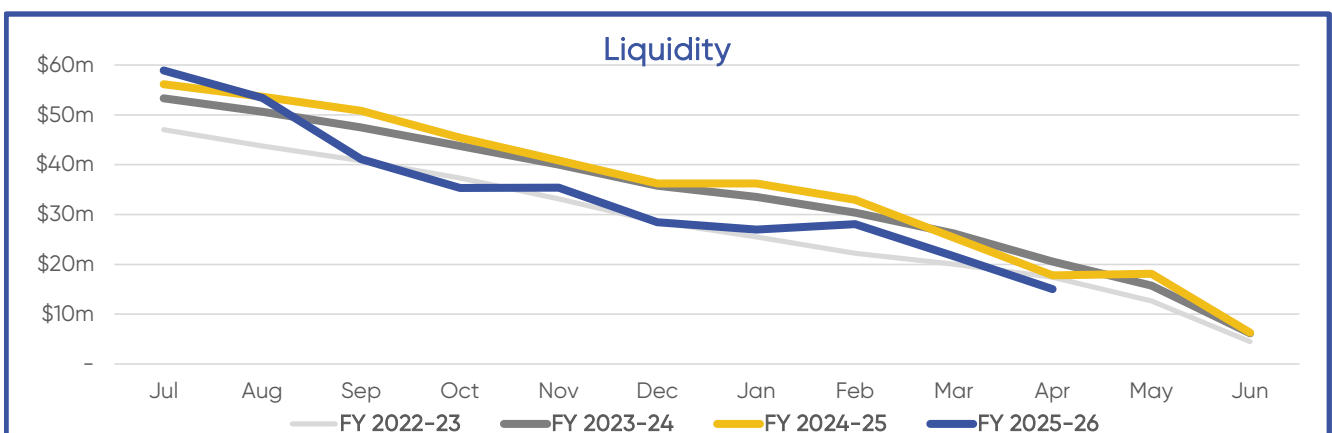
NOTE 1
 EXPLANATION OF MATERIAL VARIANCES TO YTD BUDGET IN EXCESS OF \$100,000

	Var. \$	Var. %	Var.	Timing/ Permanent	Explanation of Variance
Purchase and construction of infrastructure	11,463,073	-37%	▲	Timing	<p>Variances are timing related and the phasing of monthly spend in the budget is to be considered when analysing variances. The underspend relative to YTD budget is attributable to the phasing of the following projects:</p> <ul style="list-style-type: none"> - Trails: Actual \$1.2m vs YTD Budget \$3.08m - Campbell Rd: Actual \$801k vs YTD Budget \$1.92m - Nannarup road widening: Actual \$790k vs YTD budget \$1.58m. <p>As at 30 April, 58% of the FY25/26 annual capital budget for Infrastructure has been expended.</p>
Non-current to current movement	73,725	100%			No material variance.
FINANCING ACTIVITIES					
Repayment of borrowings	3,672	-1%			No material variance.
Proceeds from borrowings	-	0%			No material variance.
Proceeds from self-supporting loans	-	0%			No material variance.
Payments for principal portion of lease liabilities	(10,458)	6%			No material variance.
Restricted Cash Utilised	-				No material variance.
Transfers to reserves (restricted assets)	-				No material variance.
Transfers from reserves (restricted assets)	-	0%			No material variance.
Surplus/(Deficit) at start of financial year	3	0%			No material variance.

CITY OF ALBANY
NOTES TO THE MONTHLY FINANCIAL REPORT
FOR THE PERIOD ENDED 30 APRIL 2026

NOTE 2
NET CURRENT ASSETS & FUNDING POSITION

	Ref Note	FOR THE PERIOD ENDED 30 APRIL 2026	FOR THE PERIOD ENDED 31 MARCH 2026	FOR THE PERIOD ENDED 30 APRIL 2025
		\$	\$	\$
Current Assets				
Cash - Unrestricted	3	33,227,164	42,464,085	29,039,545
Cash - Restricted	3	49,598,468	49,598,468	48,432,433
Trade Receivables - Rates and Rubbish	4	3,699,277	5,161,535	2,780,414
Trade Receivables - Other		1,957,551	2,172,099	4,840,875
Inventories		990,525	985,337	1,303,945
Grants Receivable		3,883,364	3,883,364	1,981,049
Other Current Assets		1,208,850	1,179,362	1,331,391
Other Financial Assets - Self Supporting Loan		-	-	-
		94,565,199	105,444,250	89,709,652
Less: Current Liabilities				
Trade & Other Payables		(9,234,805)	(14,154,685)	(12,546,544)
Contract Liabilities		(14,231,600)	(13,601,160)	(5,833,915)
Lease Liabilities		(69,457)	(94,890)	(50,819)
Borrowings		(512,256)	(512,256)	(527,794)
Provisions		(8,097,604)	(8,075,005)	(7,268,030)
		(32,145,722)	(36,437,995)	(26,227,103)
Net Current Assets		62,419,477	69,006,254	63,482,549
Adjustments				
Add Back: Borrowings		512,256	512,256	527,794
Add Back: Lease Liabilities		69,457	94,890	61,219
(Less): Cash Backed Reserves		(47,940,811)	(47,940,811)	(46,290,805)
(Less): Other Financial Assets - Self Supporting Loan		-	-	-
		(47,359,098)	(47,333,665)	(45,701,791)
Net Current Funding Position		15,060,380	21,672,589	17,780,758



COMMENTS:

Reduction in liquidity compared to the prior period is attributable to a reduction in unrestricted cash and trade receivables, reflecting the use of collected funds for capital and operational expenditure.

No other significant matters noted.

CITY OF ALBANY
 NOTES TO THE MONTHLY FINANCIAL REPORT
 FOR THE PERIOD ENDED 30 APRIL 2026

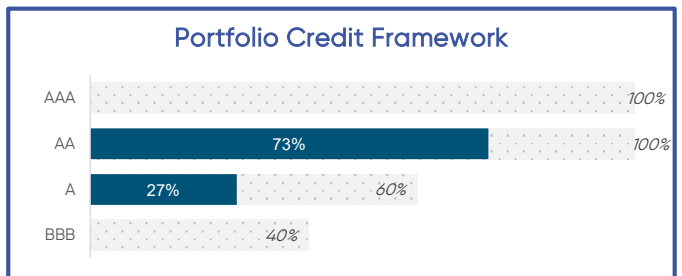
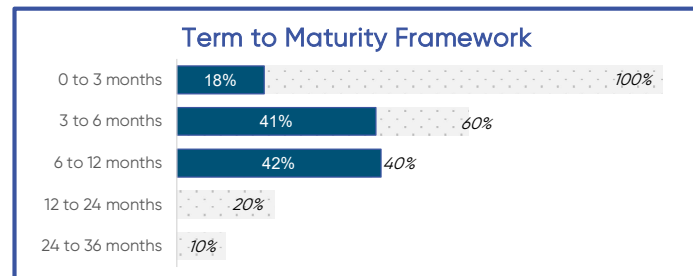
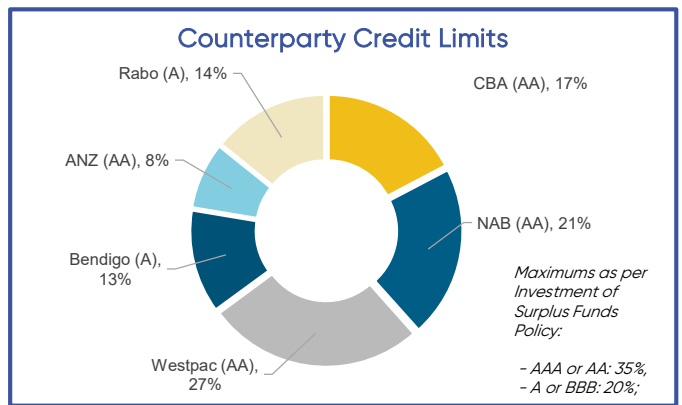
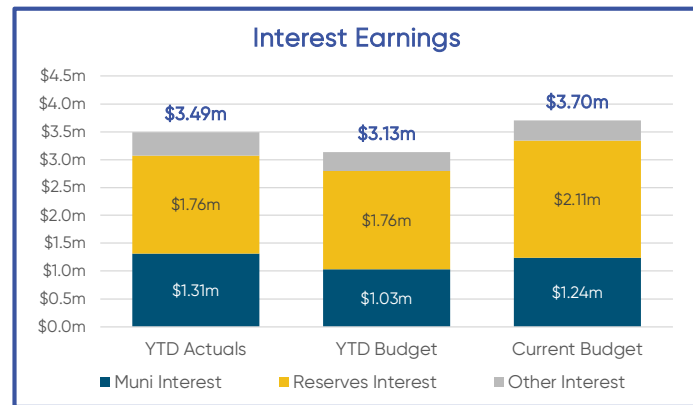
NOTE 3
 CASH INVESTMENTS

TERM DEPOSITS

Investment Type	Institution	S&P Rating	Interest Rate	Deposit Date	Maturity	Investment Term Category	Amount Invested (\$)	Expected Interest (\$)
General Municipal	Rabo	A	4.33%	Nov-25	May-26	3 to 6 months	5,000,000	107,953
General Municipal	NAB	AA	4.15%	Nov-25	May-26	6 to 12 months	3,000,000	62,421
General Municipal	CBA	AA	4.35%	Jan-26	Jul-26	3 to 6 months	7,000,000	151,833
General Municipal	ANZ	AA	4.27%	Jan-26	Jul-26	3 to 6 months	6,000,000	127,047
General Municipal	Westpac	AA	4.42%	Nov-25	Nov-26	6 to 12 months	3,000,000	132,600
							24,000,000	581,854
Reserves (Restricted)	Rabo	A	4.41%	Dec-25	Jun-26	3 to 6 months	5,500,000	120,943
Reserves (Restricted)	Bendigo	A	4.35%	Dec-25	Jun-26	3 to 6 months	6,300,000	136,650
Reserves (Restricted)	CBA	AA	4.21%	Nov-25	Jun-26	6 to 12 months	5,750,000	139,939
Reserves (Restricted)	Westpac	AA	4.80%	Mar-26	Jun-26	0 to 3 months	5,000,000	60,493
Reserves (Restricted)	Bendigo	A	4.80%	Mar-26	Jun-26	0 to 3 months	3,000,000	35,901
Reserves (Restricted)	NAB	AA	4.55%	Mar-26	Jun-26	0 to 3 months	5,000,000	56,096
Reserves (Restricted)	Westpac	AA	4.81%	Feb-26	Sep-26	6 to 12 months	8,500,000	237,469
Reserves (Restricted)	Westpac	AA	4.19%	Oct-25	Oct-26	6 to 12 months	3,000,000	125,700
Reserves (Restricted)	NAB	AA	4.35%	Dec-25	Oct-26	6 to 12 months	7,500,000	294,966
							49,550,000	1,208,157
Weighted Average Interest Rate:			4.44%	SubTotal: Term Deposits:			73,550,000	1,790,011

FUNDS AT-CALL

Type	Institution	S&P Rating	Name / Purpose	Balance (\$)
General Municipal	CBA	AA	Municipal Operating Accounts	585,665
General Municipal	CBA	AA	Municipal Business Saver Account	8,641,499
Reserves (Restricted)	CBA	AA	Reserve Transactional Account	48,468
SubTotal: Funds At-Call:				9,275,633
Total Cash:				82,825,633



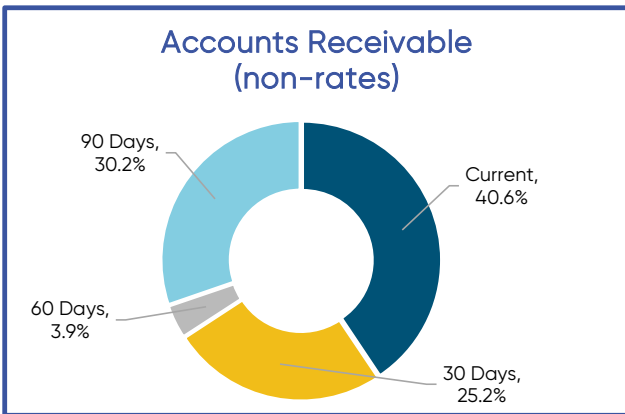
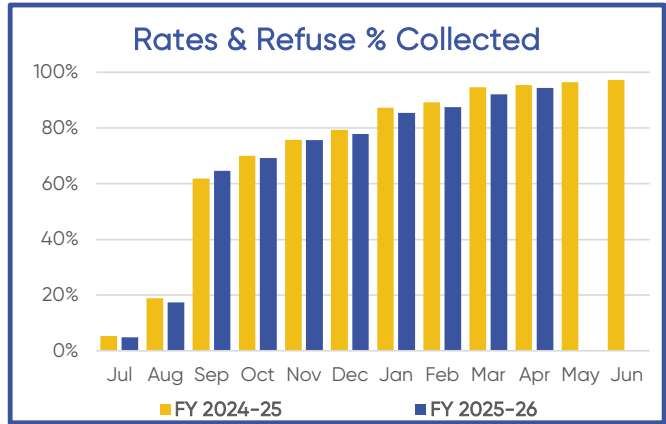
COMMENTS:

The portfolio is slightly out of policy guidelines with regard to Term to Maturity, namely 6 to 12 month investments (42% vs 40%). This is a result of the maturity and redemption of General Municipal term deposits required for working capital purposes. As future term deposits mature, administration will endeavour to balance the portfolio within Term to Maturity guidelines.

CITY OF ALBANY
 NOTES TO THE MONTHLY FINANCIAL REPORT
 FOR THE PERIOD ENDED 30 APRIL 2026

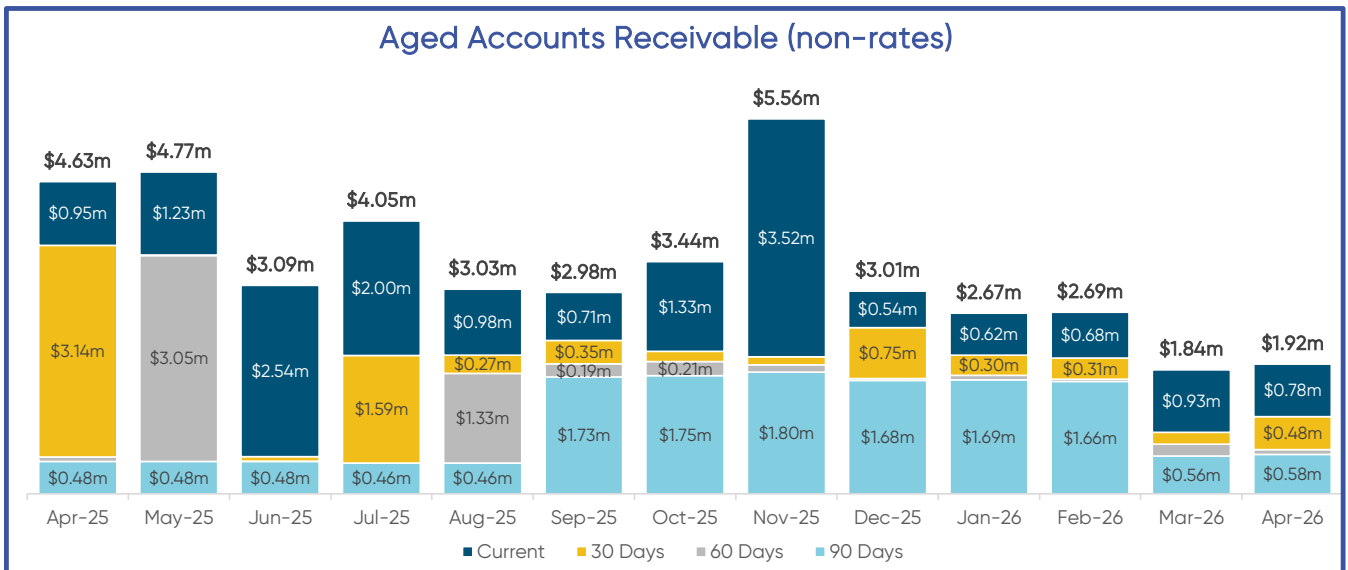
NOTE 4
 RECEIVABLES

Rates & Refuse % Collected	\$
Opening Arrears Previous Years	1,677,398
Rates Levied	49,188,758
Refuse Levied	8,809,591
ESL Levied	5,350,880
Other Charges Levied	326,986
Amount Levied	65,353,612
(Less): Collections	(61,654,335)
Total Rates & Charges Collectable	3,699,277
<i>% Collected</i>	<i>94.3%</i>



Accounts Receivable (non-rates)	\$	%
Current	780,458	40.6%
30 Days	484,132	25.20%
60 Days	75,279	3.9%
90 Days	580,947	30.2%
	1,920,815	100.0%

Amounts shown above include GST (where applicable)



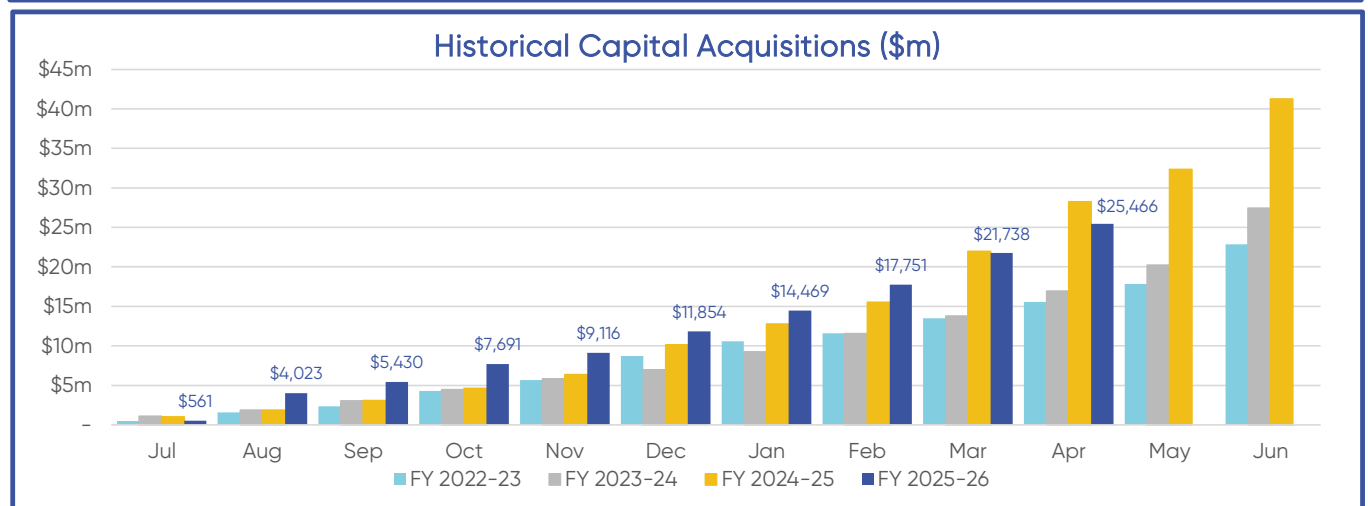
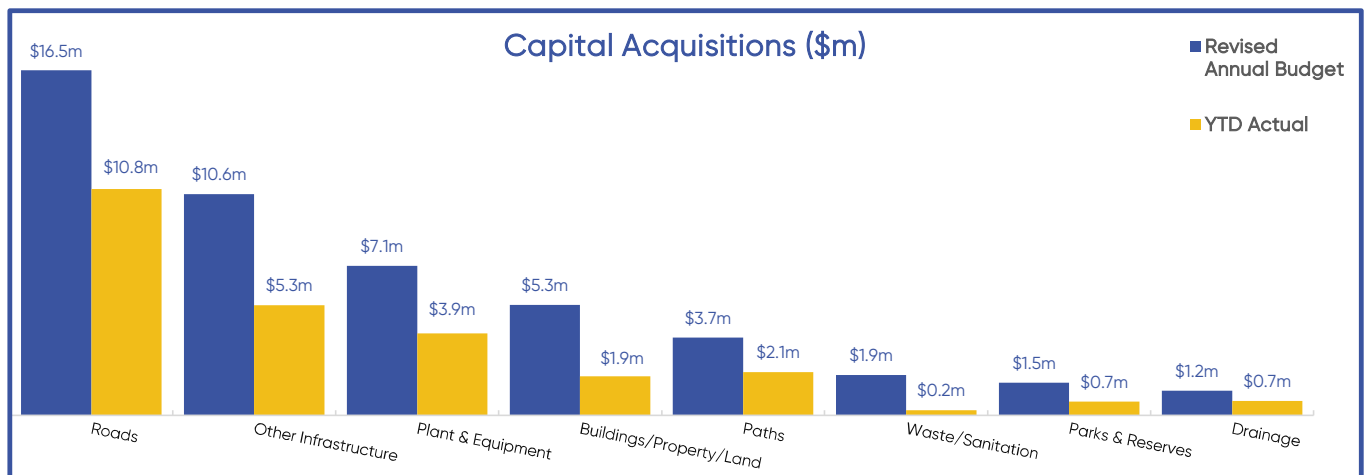
COMMENTS:
 Large items in 90+ Days as at 30 April 2026:
 - \$0.46m receivable from Regional Express.

As of 24 May 2026 the Australian Government announced a relief payment of \$456,065 (inc GST) for the City of Albany through the Regional and Remote Airport Support Program, to assist with the write off of this debt

CITY OF ALBANY
 NOTES TO THE MONTHLY FINANCIAL REPORT
 FOR THE PERIOD ENDED 30 APRIL 2026

NOTE 5
 CAPITAL ACQUISITIONS

Capital Acquisitions	Original Annual Budget	Revised Annual Budget	YTD Budget (a)	YTD Actual (b)	Var. \$ (b)-(a)	Var. % (b)-(a)/(a)	Var.
	\$	\$	\$	\$	\$	%	
Roads	14,984,575	16,492,012	15,413,004	10,810,276	(4,602,728)	(30%)	▼
Other Infrastructure	50,134,741	10,570,955	9,426,728	5,251,574	(4,175,154)	(44%)	▼
Plant & Equipment	6,291,924	7,138,379	5,693,115	3,912,792	(1,780,323)	(31%)	▼
Buildings/Property/Land	18,955,604	5,262,668	4,462,919	1,862,843	(2,600,076)	(58%)	▼
Paths	3,713,488	3,713,333	3,465,010	2,053,170	(1,411,840)	(41%)	▼
Waste/Sanitation	3,931,260	1,922,302	1,365,493	236,561	(1,128,932)	(83%)	▼
Parks & Reserves	1,689,303	1,549,475	1,378,717	658,390	(720,327)	(52%)	▼
Drainage	1,399,400	1,174,400	1,129,406	680,535	(448,871)	(40%)	▼
Total Capital Acquisitions	101,100,295	47,823,524	42,334,392	25,466,141	(16,868,251)	(40%)	▼



COMMENTS:

Capital expenditure of \$25.5m has been incurred to date, representing a \$16.8m (40%) underspend against the YTD budget, primarily due to the timing and phasing of major projects across roads, infrastructure, buildings and plant replacement.

No other significant matters noted.



Creditor Payment Report

01 April 2026 to 30 April 2026

Electronic Funds Transfer Payments			
Date	Creditor Name	Invoice Description	Inclusive
01-04-2026	35 Degrees South	Surveying Services	2,970.00
01-04-2026	AD Contractors Pty Ltd	Plant and Equipment Hire	16,348.75
01-04-2026	AD Contractors Pty Ltd	Plant and Equipment Hire	693.00
01-04-2026	AD Contractors Pty Ltd	Plant and Equipment hire	7,257.25
01-04-2026	AD Contractors Pty Ltd	Plant and Equipment hire	5,874.00
01-04-2026	AD Contractors Pty Ltd	Plant and Equipment Hire	4,202.00
01-04-2026	AD Contractors Pty Ltd	Gravel	57,981.00
01-04-2026	Advertiser Print	Printing Services	588.00
01-04-2026	Advertiser Print	Printing	20.00
01-04-2026	Advertiser Print	Printing Services	588.00
01-04-2026	Advertiser Print	Maps	1,122.00
01-04-2026	Advertiser Print	Catalogues	480.00
01-04-2026	AFGRI Equipment Australia Pty Ltd	Machine parts	290.20
01-04-2026	AL Curnow Hydraulics	Supply plugs and caps	19.05
01-04-2026	Albany Agricultural Society Incorporated	Cleaning Services	495.00
01-04-2026	Albany And Regional Volunteer Service	Sponsorship	2,750.00
01-04-2026	Albany Community Foundation (WA) Ltd	Donation	1,500.00
01-04-2026	Albany Indoor Plant Hire And Sales	Indoor Plant Hire	27.50
01-04-2026	Albany Irrigation & Drilling	PVP Pipe	2,041.50
01-04-2026	Albany Maritime Foundation	Venue hire	850.00
01-04-2026	Albany Plasterboard Company	Transport mattresses	880.00
01-04-2026	Albany Plaza Pharma	Medical Supplies	25.63
01-04-2026	Albany Plumbing And Gas	Toilet repairs Welstead	447.45
01-04-2026	Albany Plumbing And Gas	Library toilet repairs	361.05
01-04-2026	Albany Plumbing And Gas	Lake Weelara toilet repairs	72.00
01-04-2026	Albany Plumbing And Gas	Lotteries House toilet repairs	216.20
01-04-2026	Albany Plumbing And Gas	Ellen Cove toilet repairs	174.30
01-04-2026	Albany Plumbing And Gas	Plumbing Services	852.30
01-04-2026	Albany Plumbing And Gas	Cull Park toilet repairs	72.00
01-04-2026	Albany Plumbing And Gas	Mt Clarence toilet repair	72.00
01-04-2026	Albany Plumbing And Gas	Airport pipe repairs	271.60
01-04-2026	Albany Plumbing And Gas	Lake Weelara toilet repairs	108.00
01-04-2026	Albany Plumbing And Gas	Mt Clarence tap repairs	154.75
01-04-2026	Albany Plumbing And Gas	Emu Pt toilet repair	72.00
01-04-2026	Albany Plumbing And Gas	Tip shop tap repair	171.55
01-04-2026	Albany Retravision	Kitchen Supplies	53.00
01-04-2026	Albany Retravision	Batteries	112.00
01-04-2026	Albany Signs	Signage	297.00
01-04-2026	Albany Signs	Stickers	165.00
01-04-2026	Albany Signs	Signage	572.00
01-04-2026	Albany Signs	Event poster for Albany Town Hall	126.50
01-04-2026	Albany Signs	Poster	253.00
01-04-2026	Albany Signs	Printing Services	594.00
01-04-2026	Albany Toyota	Vehicle Service	790.47
01-04-2026	Albany Toyota	Vehicle Purchase	51,938.42
01-04-2026	Albany Veterinary Hospital Pty Ltd	Veterinary Services	45.97



Creditor Payment Report
01 April 2026 to 30 April 2026

Electronic Funds Transfer Payments			
Date	Creditor Name	Invoice Description	Inclusive
01-04-2026	A Parade	Performance Fees	1,500.00
01-04-2026	Allgifts Australia	Stock Items - Forts Store	519.75
01-04-2026	Ampol Australia Petroleum Pty Ltd	Fuel Purchase	25,915.23
01-04-2026	Ampol Australia Petroleum Pty Ltd	Fuel Purchase	5,758.94
01-04-2026	AG Ullrich	Stock Items - Visitor Centre	332.50
01-04-2026	Animal Pest Management Services	Pest Management Services	5,005.00
01-04-2026	Arcadia Trees Pty Ltd	Tree removal	10,153.00
01-04-2026	Artery Media Solutions	Art payment	1,100.00
01-04-2026	ATC Work Smart	Casual Labour / Apprentices	298.16
01-04-2026	ATC Work Smart	Casual Labour / Apprentices	288.22
01-04-2026	ATC Work Smart	Casual Labour / Apprentices	149.08
01-04-2026	ATC Work Smart	Casual Labour / Apprentices	298.16
01-04-2026	ATC Work Smart	Casual Labour / Apprentices	159.02
01-04-2026	ATC Work Smart	Casual Labour / Apprentices	260.54
01-04-2026	ATC Work Smart	Casual Labour / Apprentices	260.54
01-04-2026	ATC Work Smart	Casual Labour / Apprentices	1,523.86
01-04-2026	ATC Work Smart	Casual Labour / Apprentices	327.98
01-04-2026	ATC Work Smart	Casual Labour / Apprentices	147.64
01-04-2026	ATC Work Smart	Casual Labour / Apprentices	168.96
01-04-2026	ATC Work Smart	Casual Labour / Apprentices	2,539.77
01-04-2026	ATC Work Smart	First Aid short course	165.00
01-04-2026	Aussie Media	NAC: Tourist Information Board	495.00
01-04-2026	Australian Institute of Management Western Australia	Assessment of Workplace Project /Administrative Fee	1,850.00
01-04-2026	Battery World	Batteries	43.95
01-04-2026	Bio Diverse Solutions	Site Assessment Services	5,789.52
01-04-2026	Bio Diverse Solutions	Professional Services	6,987.75
01-04-2026	Bio Diverse Solutions	Assessment Services	8,919.24
01-04-2026	Black And White Concreting	C25022A concrete supplies	14,803.80
01-04-2026	Albany Milk Distributors	Milk Delivery	186.42
01-04-2026	BJ Parker	Daycare garden maintenance	390.00
01-04-2026	Brightmark Group Pty Ltd	Public Cleaning Services	495.00
01-04-2026	Brightmark Group Pty Ltd	Public Cleaning Services	55.00
01-04-2026	Brightmark Group Pty Ltd	Public Cleaning Services	66.00
01-04-2026	Bunnings Group Limited	Hardware / Safety Supplies	266.00
01-04-2026	Butter. Cafe and Catering	Catering	500.00
01-04-2026	Cannabis Botanical Distillery Pty Ltd	Town Hall Bar Stock	1,670.90
01-04-2026	Carbon Leasing And Rentals Pty Ltd	Novated Lease Charges	856.66
01-04-2026	CGS Quality Cleaning	Cleaning Services	1,012.00
01-04-2026	CGS Quality Cleaning	Cleaning Services	880.00
01-04-2026	Choiceone Pty Ltd	Casual Labour / Apprentices	2,986.06
01-04-2026	Choiceone Pty Ltd	Casual Labour / Apprentices	1,665.61
01-04-2026	D & K Engineering	New excavator pin	249.70
01-04-2026	D & K Engineering	Machine maintenance	1,688.50
01-04-2026	Campground caretaker	Staff Reimbursement	63.96
01-04-2026	Department of Fire & Emergency Services	2025/26 ESL Q3	1,590,528.54
01-04-2026	Department of Water and Environmental Regulation	Licence Fee	13,904.00



Creditor Payment Report

01 April 2026 to 30 April 2026

Electronic Funds Transfer Payments			
Date	Creditor Name	Invoice Description	Inclusive
01-04-2026	Development WA	Bond refund	11,232.00
01-04-2026	DF Woodbury	Stock items - AVC	48.00
01-04-2026	Driveads Pty	Print and installation of billboard in Albany Plaza carpark	480.00
01-04-2026	E-Stralian Pty Ltd	E-Bike Leasing	324.34
01-04-2026	Easigroup	ITC Employee Novated leases	1,251.24
01-04-2026	Elite Steel Fabrication	Hooklift bins	2,134.00
01-04-2026	Envisionware Australia Pty Ltd	Envisionware subscription	1,180.20
01-04-2026	Farmers Centre (1978) Pty Ltd	Plant and Equipment	165.26
01-04-2026	Flourish Eclectic	Lighting the Sound - Keepsakes Florals	4,290.00
01-04-2026	Foundation Electrical Pty Ltd Incorporating Southern Electrics	Replacement transfer pump	1,030.00
01-04-2026	Fremantle Biennale	First Lights Kinjarling - Milestone 4	110,000.00
01-04-2026	Frontline Fire & Rescue Equipment	Fire Safety Equipment	804.41
01-04-2026	Fulton Hogan Industries	Construction Services	498,590.08
01-04-2026	G & M Detergents & Hygiene Services Albany	Cleaning supplies	137.66
01-04-2026	Gaam Emergency Products	Emergency Products	176.00
01-04-2026	GJ Van Brakel	Crossover Subsidy	438.75
01-04-2026	GHD Pty Ltd	Project Management	16,268.18
01-04-2026	Gibson International Ltd	SLA Year 3 of 3 - 4th Quarter	7,403.00
01-04-2026	Glenn's Heavy Recovery & Towing	Towing Services	330.00
01-04-2026	Grace Training And Operations	Traffic Management Training	3,400.00
01-04-2026	Great Southern Line Marking	Parking bay marking	374.00
01-04-2026	Great Southern Line Marking	Line Marking Maintenance	1,397.00
01-04-2026	Great Southern Line Marking	Line Marking	2,398.00
01-04-2026	Great Southern Line Marking	Line marking	5,852.00
01-04-2026	Great Southern Line Marking	Linemarking Services	902.00
01-04-2026	Great southern Tree Care Pty Ltd	Vegetation Management Services	13,000.00
01-04-2026	Green Man Media Productions	Video	2,530.00
01-04-2026	Green Skills Incorporated	Park maintenance	352.64
01-04-2026	Holmes a Court Gallery	Artwork loan	4,400.00
01-04-2026	Honey Earth Produce	Stock items - Forts	247.50
01-04-2026	Human Resources SW	Coaching services	1,320.00
01-04-2026	Illumination Mandalas	Stock Items - Visitor Centre	288.02
01-04-2026	Impact Services Pty Ltd	Sponsorhip	2,420.00
01-04-2026	Impact Services Pty Ltd	Casual Labour / Apprentices	142.81
01-04-2026	Impact Services Pty Ltd	Casual Labour / Apprentices	176.08
01-04-2026	Impact Services Pty Ltd	Casual Labour / Apprentices	3,125.39
01-04-2026	Impact Services Pty Ltd	Casual Labour / Apprentices	1,993.99
01-04-2026	Impact Services Pty Ltd	Casual Labour / Apprentices	176.48
01-04-2026	Impact Services Pty Ltd	Casual Labour / Apprentices	176.48
01-04-2026	Ixom	Chlorine supply	314.78
01-04-2026	J And S Castlehow Electrical Services	Electrical services	15,615.71
01-04-2026	J And S Castlehow Electrical Services	Electrical services	255.75
01-04-2026	J And S Castlehow Electrical Services	Electrical services	104.50
01-04-2026	J And S Castlehow Electrical Services	Electrical services	209.00
01-04-2026	J And S Castlehow Electrical Services	Electrical services	899.80
01-04-2026	J And S Castlehow Electrical Services	Electrical services	698.50



Creditor Payment Report
01 April 2026 to 30 April 2026

Electronic Funds Transfer Payments			
Date	Creditor Name	Invoice Description	Inclusive
01-04-2026	J And S Castlehow Electrical Services	Electrical services	104.50
01-04-2026	J And S Castlehow Electrical Services	Electrical Testing and Tagging Services	2,897.36
01-04-2026	J And S Castlehow Electrical Services	Electrical Services	121.66
01-04-2026	J And S Castlehow Electrical Services	Electrical Services	121.66
01-04-2026	Direct Print Albany	Printing names on 2x shirts.	16.00
01-04-2026	JB Hollands	Artist Payment	1,500.00
01-04-2026	JB Hollands	Art sales	1,285.50
01-04-2026	J Woolf	Animal Collection Services	570.00
01-04-2026	Just Sew Embroidery	Uniforms / PPE	281.60
01-04-2026	Just Sew Embroidery	Uniforms / PPE	46.05
01-04-2026	Just Sew Embroidery	Uniforms / PPE	234.90
01-04-2026	Just Sew Embroidery	Uniforms / PPE	109.40
01-04-2026	Just Sew Embroidery	Uniforms / PPE	622.35
01-04-2026	Just Sew Embroidery	Uniforms / PPE	272.00
01-04-2026	Just Sew Embroidery	Expedition Jacket & Logo	91.50
01-04-2026	Just Sew Embroidery	Uniform	353.15
01-04-2026	Just Sew Embroidery	Uniform	77.75
01-04-2026	Just Sew Embroidery	Uniform	440.50
01-04-2026	Just Sew Embroidery	Uniform	109.40
01-04-2026	Just Sew Embroidery	Logo	8.80
01-04-2026	Just Sew Embroidery	Uniform	182.85
01-04-2026	Just Sew Embroidery	Uniform	80.05
01-04-2026	Just Sew Embroidery	Uniform	92.10
01-04-2026	Just Sew Embroidery	Uniform	138.15
01-04-2026	Just Sew Embroidery	Uniform	203.70
01-04-2026	Just Sew Embroidery	Uniform	368.00
01-04-2026	Just Sew Embroidery	Uniforms / PPE	128.60
01-04-2026	Kaarl Wirm Cultural Tours	Harmony Week Library Presentations	1,000.00
01-04-2026	Acme Drycleaner and Laundry Service	Drycleaning	42.00
01-04-2026	Keep Albany Beautiful Committee	Donation	200.00
01-04-2026	Resident	Refund - Double Payment	497.00
01-04-2026	Komatsu Australia Pty Ltd	Plant Parts and Repairs	367.83
01-04-2026	Komatsu Australia Pty Ltd	Plant Parts and Repairs	1,373.24
01-04-2026	La Botanic	Floral Arrangement	70.00
01-04-2026	Ladelle Pty Ltd	Stock Items - Forts	683.53
01-04-2026	Ladelle Pty Ltd	Stock Items - Forts Store	547.38
01-04-2026	Landgate - Property & Valuations	Interim valuation	5,780.70
01-04-2026	Landgate - Property & Valuations	Interim valuations	102.30
01-04-2026	L Newbury	Art sales	14,196.36
01-04-2026	LR Ewen	Stock Items - Box Office	22.50
01-04-2026	Lochness Landscape Services	Vegetation Management Services	24,790.37
01-04-2026	LD Drygan	Art piece	254.54
01-04-2026	Lucas Mechanical and Auto Electrical	Plant Maintenance	5,181.46
01-04-2026	Lucas Mechanical and Auto Electrical	Plant Maintenance	2,830.78
01-04-2026	Lucas Mechanical and Auto Electrical	Plant Maintenance	787.00
01-04-2026	Lucas Mechanical and Auto Electrical	Plant Maintenance	710.26



Creditor Payment Report

01 April 2026 to 30 April 2026

Electronic Funds Transfer Payments			
Date	Creditor Name	Invoice Description	Inclusive
01-04-2026	Lush Garden Gallery	Plants	300.00
01-04-2026	Major Loss Builders	Centre repairs	660.00
01-04-2026	Major Loss Builders	Building Repairs	15,998.40
01-04-2026	Major Loss Builders	Building Repairs	11,911.81
01-04-2026	Major Loss Builders	Roof Report	396.00
01-04-2026	Major Loss Builders	Site Report Fee	275.00
01-04-2026	Mario's Stockfeeds	Oaten hay	50.00
01-04-2026	Masters Psychology	EAP Services	297.00
01-04-2026	Masters Psychology	EAP Services	297.00
01-04-2026	McIntosh and Son	Machine parts	70.42
01-04-2026	McIntosh and Son	Filter	126.06
01-04-2026	McIntosh and Son Perth	Plant Parts and Repairs	2,419.12
01-04-2026	Mintyy	Digital program	792.00
01-04-2026	Modern Teaching Aids Pty Ltd	Library supplies	129.64
01-04-2026	Mokoh Design	Stock Items - Visitor Centre	176.25
01-04-2026	Moore Australia (WA) Pty Ltd	Workshop	2,310.00
01-04-2026	Muir Albany	Plant and Equipment	379.50
01-04-2026	Resident	Refund - Overcharged for Membership	102.00
01-04-2026	Office National Albany	Office supplies and stationery	162.85
01-04-2026	Office National Albany	Office supplies and stationery	199.00
01-04-2026	Office National Albany	Office supplies and stationery	64.95
01-04-2026	Office National Albany	Office supplies and stationery	44.95
01-04-2026	Office National Albany	Office supplies and stationery	218.00
01-04-2026	Office National Albany	Office supplies and stationery	72.00
01-04-2026	Office National Albany	Office supplies and stationery	170.01
01-04-2026	Office National Albany	Stationary	44.70
01-04-2026	Officeworks Superstores Pty Ltd	Stationery / Office Supplies	232.00
01-04-2026	Officeworks Superstores Pty Ltd	Office supplies and stationery	435.00
01-04-2026	Omnicom Media Group Australia Pty Ltd	Advertising	376.23
01-04-2026	Orbit Health & Fitness Solutions Pty Ltd	Sporting Equipment	251.96
01-04-2026	Orikan New Zealand Limited	Software Subscription fees	193.19
01-04-2026	Palmer Civil Construction	Plant and Equipment Hire	5,065.50
01-04-2026	Paywise Pty Ltd	Novated Lease Charges	3,229.56
01-04-2026	Programmed Facility Management Pty Ltd	Storm water leak inspection	2,475.00
01-04-2026	Pulse Software	Software Implementation Fee	8,360.00
01-04-2026	Quickstix Cleaning	Cleaning Services	575.00
01-04-2026	Quickstix Cleaning	Cleaning Services	100.00
01-04-2026	Quickstix Cleaning	Cleaning	273.00
01-04-2026	Quickstix Cleaning	Cleaning Services	100.00
01-04-2026	R & J Batteries Pty Ltd	Plant and machinery	1,879.08
01-04-2026	R-Group International	Telephone Charges February 2026	3,661.03
01-04-2026	Railways Football & Sporting Club	Club room redevelopment	55,000.00
01-04-2026	Rexel Australia	Electrical equipment	553.74
01-04-2026	Roberts Gardiner Architects	Architectural Services	2,145.00
01-04-2026	Rug Laundry Albany	Laundry services	198.00
01-04-2026	Resident	Reimbursed - damage to Tyre from Pothole	200.00



Creditor Payment Report

01 April 2026 to 30 April 2026

Electronic Funds Transfer Payments			
Date	Creditor Name	Invoice Description	Inclusive
01-04-2026	ScorpTec Computers	Computers	39,378.00
01-04-2026	Sea & Drift	A3 Framed Seaweed Print	70.00
01-04-2026	Seven Network (Operations) Limited	Advertising	806.67
01-04-2026	Shaka Dumpling Bar	Catering	926.20
01-04-2026	Smiths Aluminium And 4Wd Centre	Anchor Pins	1,740.00
01-04-2026	Smiths Aluminium And 4Wd Centre	Alloy fabrication	4,435.00
01-04-2026	Campground caretaker	Staff Reimbursement	218.40
01-04-2026	South Coast Diving Supplies	Safety Equipment	60.00
01-04-2026	South Regional Tafe	Course Fees	243.69
01-04-2026	South Regional Tafe	Course Fees	1,525.70
01-04-2026	Southcoast Security Service	Security Services	274.56
01-04-2026	Southcoast Security Service	Security Services	418.40
01-04-2026	Southcoast Security Service	Event security	2,032.25
01-04-2026	Southern Site Hire	Pipe delivery	433.13
01-04-2026	Southern Site Hire	Pick up & Delivery services	259.88
01-04-2026	Southern Tool And Fastener Co	Hardware / Safety Supplies	75.54
01-04-2026	Southern Tool And Fastener Co	Hardware / Safety Supplies	71.92
01-04-2026	Southern Tool And Fastener Co	Hardware / Safety Supplies	37.80
01-04-2026	Southern Tool And Fastener Co	Hardware / Safety Supplies	40.00
01-04-2026	Southern Tool And Fastener Co	Machine maintenance	319.58
01-04-2026	Sportsworld of WA	Stock Items - ALAC	4,789.40
01-04-2026	Statewide Bearings	Plant and equipment parts	129.56
01-04-2026	Manager Finance	Staff Reimbursement	119.24
01-04-2026	Sure Stay by Best Western	Accommodation	318.00
01-04-2026	Sure Stay by Best Western	Accommodation	318.00
01-04-2026	Sure Stay by Best Western	Accommodation	318.00
01-04-2026	Sure Stay by Best Western	Accommodation	318.00
01-04-2026	Sure Stay by Best Western	Accommodation	318.00
01-04-2026	Sure Stay by Best Western	Accommodation	318.00
01-04-2026	Sure Stay by Best Western	Accommodation	318.00
01-04-2026	Synergy	Electricity Charges	239.12
01-04-2026	Synergy	Electricity Charges	874.49
01-04-2026	Synergy	Electricity Charges	712.76
01-04-2026	T & C Supplies Pty Ltd	Hardware Supplies / Tools	74.36
01-04-2026	T & C Supplies Pty Ltd	Hardware / Safety Supplies	155.75
01-04-2026	T & C Supplies Pty Ltd	Hardware / Safety Supplies	271.57
01-04-2026	T & C Supplies Pty Ltd	Hardware / Safety Supplies	12.71
01-04-2026	T & C Supplies Pty Ltd	Hardware / Safety Supplies	1,424.92
01-04-2026	Resident	Crossover Subsidy	310.50
01-04-2026	TBB Planning Pty Ltd	Planning Services	11,902.55
01-04-2026	The 12 Volt World	Machinery maintenance	181.50
01-04-2026	The 12 Volt World	Vehicle maintenance	311.50
01-04-2026	The 12 Volt World	Vehicle parts	250.00
01-04-2026	The Gallup Organisation Pty Ltd	Workplace Survey	331.00
01-04-2026	The Hopping Kangaroo Pty Ltd	Stock Items - Forts Store	656.00
01-04-2026	The Lake House Denmark	Bar stock	427.12



Creditor Payment Report
01 April 2026 to 30 April 2026

Electronic Funds Transfer Payments			
Date	Creditor Name	Invoice Description	Inclusive
01-04-2026	Mandala Ace Accommodation	Accommodation	435.00
01-04-2026	Tip Top Floor Sanding and Services	Floor Sanding	11,704.00
01-04-2026	Planning and Development Compliance Officer	Staff Reimbursement	46.55
01-04-2026	Total Chlorine Solutions	Chlorine Operator Training	7,040.00
01-04-2026	Total Green Recycling	Recycling Services	3,649.01
01-04-2026	Totally Sports And Surf	Sporting Equipment	299.00
01-04-2026	Turtle Traffic Pty Ltd	Traffic Control	4,237.67
01-04-2026	Turtle Traffic Pty Ltd	Traffic Control	450.48
01-04-2026	Turtle Traffic Pty Ltd	Traffic Control	6,414.50
01-04-2026	Turtle Traffic Pty Ltd	Traffic management	4,677.93
01-04-2026	Turtle Traffic Pty Ltd	Traffic management	1,590.81
01-04-2026	Turtle Traffic Pty Ltd	Traffic Control	2,509.32
01-04-2026	Turtle Traffic Pty Ltd	Traffic Control	544.33
01-04-2026	Turtle Traffic Pty Ltd	Traffic Control	2,229.83
01-04-2026	Turtle Traffic Pty Ltd	Traffic Control	5,734.21
01-04-2026	Turtle Traffic Pty Ltd	Traffic Control	2,240.85
01-04-2026	Turtle Traffic Pty Ltd	Traffic Control	517.65
01-04-2026	Turtle Traffic Pty Ltd	Traffic Control	1,585.34
01-04-2026	Turtle Traffic Pty Ltd	Traffic Control	2,941.10
01-04-2026	Turtle Traffic Pty Ltd	Traffic Control	3,284.64
01-04-2026	Turtle Traffic Pty Ltd	Traffic Control	2,319.90
01-04-2026	Turtle Traffic Pty Ltd	Traffic Control	1,062.65
01-04-2026	Turtle Traffic Pty Ltd	Traffic Control	893.43
01-04-2026	Turtle Traffic Pty Ltd	Traffic Control	2,922.82
01-04-2026	Turtle Traffic Pty Ltd	Traffic Control	4,623.34
01-04-2026	Turtle Traffic Pty Ltd	Traffic Control	2,909.34
01-04-2026	Turtle Traffic Pty Ltd	Traffic Control	1,358.04
01-04-2026	Turtle Traffic Pty Ltd	Traffic Control	2,571.49
01-04-2026	Turtle Traffic Pty Ltd	Traffic Control	863.42
01-04-2026	Turtle Traffic Pty Ltd	Traffic Control	1,168.92
01-04-2026	Turtle Traffic Pty Ltd	Traffic Control	4,215.67
01-04-2026	Turtle Traffic Pty Ltd	Traffic Control	5,877.48
01-04-2026	Turtle Traffic Pty Ltd	Traffic Control	1,030.88
01-04-2026	Turtle Traffic Pty Ltd	Traffic Control	8,946.62
01-04-2026	Turtle Traffic Pty Ltd	Traffic Control	4,014.39
01-04-2026	Turtle Traffic Pty Ltd	Traffic Control	2,163.98
01-04-2026	Turtle Traffic Pty Ltd	Traffic Management	2,874.67
01-04-2026	Turtle Traffic Pty Ltd	Traffic Management	850.12
01-04-2026	V Innes-Brown	Stock Items - Box Office	116.00
01-04-2026	Veolia Environmental Services	Waste Disposal Services	367,892.31
01-04-2026	Veolia Environmental Services	Waste Disposal Services	8,823.85
01-04-2026	Veolia Environmental Services	Waste Disposal Services	86,831.69
01-04-2026	Veolia Environmental Services	Waste Disposal Services	15,742.69
01-04-2026	Veolia Environmental Services	Waste Disposal Services	2,921.41
01-04-2026	Veolia Environmental Services	Waste Disposal Services	7,686.18
01-04-2026	Veolia Environmental Services	Waste Disposal Services	1,277.41



Creditor Payment Report

01 April 2026 to 30 April 2026

Electronic Funds Transfer Payments			
Date	Creditor Name	Invoice Description	Inclusive
01-04-2026	Veolia Environmental Services	Waste Disposal Services	580.65
01-04-2026	VK Miles	Cleaning Services	3,521.00
01-04-2026	Voegeler Creations	Forts goods	568.33
01-04-2026	Southerly Magazine	Advertising	5,544.00
01-04-2026	Water Corporation	Water / Service Charge	390.03
01-04-2026	Water Corporation	Water / Service Charge	1,231.78
01-04-2026	Water Corporation	Water / Service Charge	1,515.04
01-04-2026	Water Corporation	Water / Service Charge	52.73
01-04-2026	Water Corporation	Water / Service Charge	180.72
01-04-2026	Water Corporation	Water / Service Charge	105.42
01-04-2026	Water Corporation	Water / Service Charge	355.42
01-04-2026	Water Corporation	Water / Service Charge	13,598.60
01-04-2026	Water Corporation	Water / Service Charge	2,566.22
01-04-2026	Water Corporation	Water / Service Charge	511.94
01-04-2026	Water Corporation	Water / Service Charge	807.22
01-04-2026	Westrac Equipment Pty Ltd	Vehicle parts	2,335.34
01-04-2026	Wheatbelt Services Pty Ltd	Signage	1,922.80
01-04-2026	Wheatbelt Services Pty Ltd	Signage	3,492.50
01-04-2026	Wild Eyed Press Pty Ltd	Stock Items - Visitor Centre	154.75
01-04-2026	Woolworths Group Limited	Daycare Groceries	81.22
01-04-2026	Woolworths Group Limited	Daycare Groceries	593.92
01-04-2026	Wurth Australia Pty Ltd	Fasteners	400.35
01-04-2026	Zenith Laundry	Laundry Expenses	9.77
09-04-2026	AAA Mowing & Landscaping	Lawnmowing Services	1,400.00
09-04-2026	AD Contractors Pty Ltd	Plant and Equipment Hire	9,394.00
09-04-2026	AD Contractors Pty Ltd	Equipment hire	30,808.25
09-04-2026	AD Contractors Pty Ltd	Plant hire	717.75
09-04-2026	AD Contractors Pty Ltd	Plant hire	687.50
09-04-2026	AD Contractors Pty Ltd	Plant hire	1,782.00
09-04-2026	AD Contractors Pty Ltd	C25020 Lancaster Rd Reconstruction	249,532.86
09-04-2026	A Grochowski	Music	500.00
09-04-2026	AFGRI Equipment Australia Pty Ltd	Plant and Equipment	136.75
09-04-2026	AFGRI Equipment Australia Pty Ltd	Plant Parts	167.84
09-04-2026	AL Curnow Hydraulics	Plant and Equipment maintenance	557.06
09-04-2026	AL Curnow Hydraulics	Vehicle/Machinery Parts	828.87
09-04-2026	Albany Event Hire	Event hire	259.12
09-04-2026	Albany Indoor Plant Hire And Sales	Floor Planter	332.75
09-04-2026	Albany Lock & Security	Locksmith Services	938.25
09-04-2026	Albany Maritime Foundation	Venue Hire	850.00
09-04-2026	Albany Plumbing And Gas	Plumbing Services	121.70
09-04-2026	Albany Plumbing And Gas	Plumbing Services	83.50
09-04-2026	Albany Plumbing And Gas	Plumbing services	131.55
09-04-2026	Albany Plumbing And Gas	Plumbing services	115.55
09-04-2026	Albany Plumbing And Gas	Plumbing services	456.25
09-04-2026	Albany Plumbing And Gas	Plumbing services	648.45
09-04-2026	Albany Plumbing And Gas	Plumbing services	144.00



Creditor Payment Report

01 April 2026 to 30 April 2026

Electronic Funds Transfer Payments			
Date	Creditor Name	Invoice Description	Inclusive
09-04-2026	Albany Plumbing And Gas	Plumbing services	342.65
09-04-2026	Albany Plumbing And Gas	Plumbing services	90.00
09-04-2026	Albany Plumbing And Gas	Plumbing services	72.00
09-04-2026	Albany Plumbing And Gas	Plumbing services	180.00
09-04-2026	Albany Retravision	Kitchen goods	511.00
09-04-2026	Albany Signs	Signage	1,496.00
09-04-2026	Albany Signs	Signage	99.00
09-04-2026	Albany Tours	Tour Onsales	149.60
09-04-2026	Albany Toyota	Plant Parts and Repairs	270.00
09-04-2026	Albany Toyota	Plant Parts and Repairs	285.67
09-04-2026	Albany Tyrepower	Vehicle/Machinery parts	2,032.95
09-04-2026	Albany Tyrepower	Vehicle/Machinery Parts	240.00
09-04-2026	Albany V-Belt And Rubber	Plant Parts and Repairs	639.91
09-04-2026	Albany V-Belt And Rubber	Plant Parts and Repairs	717.13
09-04-2026	Albany Veterinary Hospital Pty Ltd	Veterinary Services	120.00
09-04-2026	Child Care Educator	Staff Reimbursement	95.00
09-04-2026	All Seasons Timber	Drain Repairs	4,477.00
09-04-2026	All Seasons Timber	Drain repairs	11,294.25
09-04-2026	Ampol Australia Petroleum Pty Ltd	Fuel Purchase	30,527.29
09-04-2026	Ampol Australia Petroleum Pty Ltd	Fuel Purchase	8,287.95
09-04-2026	Aparc	Thermal Printer	3,408.11
09-04-2026	Aparc	Fee Pillar Charges - Torbay	70.02
09-04-2026	Aparc	Fee Pillar Charges - Cosy Corner	70.02
09-04-2026	Aparc	Fee Pillar Credit Card Fees	235.94
09-04-2026	Aparc	Fee Pillar - Cosy Corner East	70.02
09-04-2026	ATC Work Smart	Casual Labour / Apprentices	149.08
09-04-2026	ATC Work Smart	Casual Labour / Apprentices	2,539.77
09-04-2026	ATC Work Smart	Casual Labour / Apprentices	327.98
09-04-2026	ATC Work Smart	Casual Labour / Apprentices	337.91
09-04-2026	ATC Work Smart	Casual Labour / Apprentices	286.59
09-04-2026	Aurora Environmental Albany	Consulting services	3,740.00
09-04-2026	Australian Airports Association (Aaa)	Membership Fees	1,995.00
09-04-2026	Best Office Systems	Print Charges	10,360.90
09-04-2026	Blue Sky Renewables Pty Ltd	Biofuels	26,222.55
09-04-2026	Brightmark Group Pty Ltd	Litter Collection	2,743.35
09-04-2026	Brightmark Group Pty Ltd	Cleaning Services	16,889.40
09-04-2026	Brightmark Group Pty Ltd	Cleaning Services	33,145.12
09-04-2026	Brooks Hire Service Pty Ltd	Plant and Equipment Hire	825.00
09-04-2026	Bullivants	Plant Inspection	2,695.59
09-04-2026	Bunnings Group Limited	Construction materials	56.80
09-04-2026	Bunnings Group Limited	Hardware Supplies	68.32
09-04-2026	Bunnings Group Limited	Hardware Supplies / Tools	157.25
09-04-2026	Bunnings Group Limited	Hardware Supplies / Tools	13.92
09-04-2026	Bunnings Group Limited	Hardware / Safety Supplies	341.05
09-04-2026	Bunnings Group Limited	Hardware / Safety Supplies	128.18
09-04-2026	Centennial Stadium Inc	Electricity charges	439.98



Creditor Payment Report

01 April 2026 to 30 April 2026

Electronic Funds Transfer Payments			
Date	Creditor Name	Invoice Description	Inclusive
09-04-2026	Centennial Stadium Inc	Gas Charges	113.02
09-04-2026	Centigrade Services Pty Ltd	Plant Maintenance	94.42
09-04-2026	Centigrade Services Pty Ltd	Filter replacement	1,252.08
09-04-2026	Choiceone Pty Ltd	Casual Labour / Apprentices	2,743.36
09-04-2026	Coles Supermarkets Australia Pty Ltd	Catering	75.00
09-04-2026	Compressed Air Installations WA Pty Ltd	Vessel inspection	8,107.00
09-04-2026	Creations Homes Pty Ltd	Construction Services	932.14
09-04-2026	Curtin University	Curtin Ignition Sponsorship	4,125.00
09-04-2026	Pillar Talent Agency Pty Ltd	Performance Fees	5,000.00
09-04-2026	Davric Australia	Forts Goods	727.59
09-04-2026	Davric Australia	Forts Goods	521.40
09-04-2026	Davric Australia	Forts Goods	1,079.10
09-04-2026	Development WA	Outstanding Works refund	132,814.11
09-04-2026	Digga West	Plant and Equipment	176.00
09-04-2026	D Forrest	Theatre performance	2,500.00
09-04-2026	Major Projects Officer	Staff Reimbursement	118.56
09-04-2026	Dynamic Gift International Pty Ltd	Stock Items - Visitor Centre	3,861.00
09-04-2026	E-Teq Resources	Pump Septic Tank	350.00
09-04-2026	Environmental Machinery Group Pty Ltd	Plant and Equipment	732.60
09-04-2026	Evertrans	Vehicle and Machinery maintenance	2,330.90
09-04-2026	Farmers Centre (1978) Pty Ltd	Plant Parts and Repairs	588.79
09-04-2026	First National Bairstow Kerr	Rent	285.00
09-04-2026	Flips Electrics	Plant Maintenance	2,055.90
09-04-2026	Fulton Hogan Industries	Construction Services	492,157.08
09-04-2026	Fulton Hogan Industries	Building materials	2,589.68
09-04-2026	G & M Detergents & Hygiene Services Albany	Cleaning / Hygiene Supplies	216.60
09-04-2026	G & M Detergents & Hygiene Services Albany	Cleaning supplies	54.60
09-04-2026	G & M Detergents & Hygiene Services Albany	Cleaning / Hygiene Supplies	1,721.58
09-04-2026	Green Skills Incorporated	Vegetation Management Supplies	917.56
09-04-2026	Hart Sport	Sporting Equipment	112.50
09-04-2026	HHG Legal Group	Professional Fees	217.80
09-04-2026	HHG Legal Group	Professional fees	381.15
09-04-2026	HHG Legal Group	Professional fees	326.70
09-04-2026	HHG Legal Group	Professional fees	330.00
09-04-2026	HHG Legal Group	Professional fees	490.05
09-04-2026	Ibis Information Systems Pty Ltd	Rate Modelling Implementation	2,200.00
09-04-2026	Impact Services Pty Ltd	Casual Labour / Apprentices	142.49
09-04-2026	J And S Castlehow Electrical Services	Electrical services	6,539.24
09-04-2026	J And S Castlehow Electrical Services	Electrical services	586.29
09-04-2026	J And S Castlehow Electrical Services	Electrical services	2,250.33
09-04-2026	J And S Castlehow Electrical Services	Electrical Services	678.00
09-04-2026	J And S Castlehow Electrical Services	Electrical Services	209.00
09-04-2026	J And S Castlehow Electrical Services	Electrical Services	10,998.68
09-04-2026	J And S Castlehow Electrical Services	Electrical Services	3,733.40
09-04-2026	J And S Castlehow Electrical Services	Electrical services	115.56



Creditor Payment Report

01 April 2026 to 30 April 2026

Electronic Funds Transfer Payments			
Date	Creditor Name	Invoice Description	Inclusive
09-04-2026	J Blackwood & Son Pty Ltd	Hardware Supplies / Tools	458.04
09-04-2026	Jb Hi-Fi Group Pty Ltd	Screenguards	991.17
09-04-2026	Jb Hi-Fi Group Pty Ltd	Apple Ipad	3,260.72
09-04-2026	J Sharp Design	Artwork Sales	68.00
09-04-2026	Building Surveyor	Staff Reimbursement	1,264.90
09-04-2026	Just Sew Embroidery	Uniform embroidery	182.00
09-04-2026	Just Sew Embroidery	Uniform embroidery	166.90
09-04-2026	Just Sew Embroidery	Uniform embroidery	272.00
09-04-2026	Just Sew Embroidery	Uniform	234.50
09-04-2026	Just Sew Embroidery	Uniform	234.50
09-04-2026	Just Sew Embroidery	Uniform	234.50
09-04-2026	Just Sew Embroidery	Uniform	260.00
09-04-2026	Just Sew Embroidery	Uniform	213.80
09-04-2026	Kalgan Queen Scenic Cruises	Rezdy Bookings	4,866.25
09-04-2026	Kennards Hire Pty Ltd	Plant and Equipment Hire	463.00
09-04-2026	Kennards Hire Pty Ltd	Plant and Equipment Hire	1,266.00
09-04-2026	KA Tomlinson	EAP Services	1,254.00
09-04-2026	Kinjarling Films	Regional Event Sponsorship	7,000.00
09-04-2026	Community Development Project Assistant	Staff Reimbursement	26.90
09-04-2026	KS Guille	Event photography	1,925.00
09-04-2026	Kurrah Mia Pty Ltd	Welcome to Country	880.00
09-04-2026	Landgate - Property & Valuations	Interim Valuations	193.92
09-04-2026	L Napper	Performance Fees	1,500.00
09-04-2026	Lochness Landscape Services	Vegetation Management Services	24,327.57
09-04-2026	Resident	Refund - Cancelled Membership	146.00
09-04-2026	M & A Painting And Maintenance	Painting Services	6,996.00
09-04-2026	M & A Painting And Maintenance	Painting Services	880.00
09-04-2026	M & A Painting And Maintenance	Building repair	3,000.00
09-04-2026	Nan A Hewitt	Stock Items - VAC	53.85
09-04-2026	Napier Progress Association Inc	Catering	765.00
09-04-2026	Nordic Fitness Equipment	Pump Sets	6,570.00
09-04-2026	Nutrien Ag Solutions	Vegetation Management Supplies	117.81
09-04-2026	Office National Albany	Office supplies and stationery	114.00
09-04-2026	Office National Albany	Office supplies and stationery	194.00
09-04-2026	Office National Albany	Office supplies and stationery	117.00
09-04-2026	Office National Albany	Office supplies and stationery	245.40
09-04-2026	Office National Albany	Office supplies and stationery	105.60
09-04-2026	Office National Albany	Office supplies and stationery	228.00
09-04-2026	Office National Albany	Hand Towel/Toilet Paper	5,824.46
09-04-2026	Office National Albany	Stationery / Office Supplies	387.95
09-04-2026	Office National Albany	Stationery / Office Supplies	244.75
09-04-2026	Office National Albany	Stationery / Office Supplies	147.99
09-04-2026	Officeworks Superstores Pty Ltd	Stationery / Office Supplies	167.11
09-04-2026	Omnicom Media Group Australia Pty Ltd	Advertising	376.23
09-04-2026	Omnicom Media Group Australia Pty Ltd	Advertising	420.23
09-04-2026	Penrose Professional Lawn care	VAC Lawn mow	330.00



Creditor Payment Report
01 April 2026 to 30 April 2026

Electronic Funds Transfer Payments			
Date	Creditor Name	Invoice Description	Inclusive
09-04-2026	Premier Hotel Albany	Lighting Of The Sound Package	49.00
09-04-2026	Premier Hotel Albany	Lighting Of The Sound Package	98.00
09-04-2026	Premier Hotel Albany	Lighting Of The Sound Package	98.00
09-04-2026	Premier Hotel Albany	Lighting Of The Sound Package	98.00
09-04-2026	Premier Hotel Albany	Lighting Of The Sound Package	98.00
09-04-2026	Premier Hotel Albany	Lighting Of The Sound Package	98.00
09-04-2026	Pulse Software	Corporate Planning & Reporting Subscription	17,050.00
09-04-2026	Quickstix Cleaning	Cleaning Services	300.00
09-04-2026	R & J Batteries Pty Ltd	Vehicle Maintenance	668.32
09-04-2026	R & J Batteries Pty Ltd	Vehicle and Machine maintenance	686.07
09-04-2026	R & J Batteries Pty Ltd	Vehicle and Machine parts	179.71
09-04-2026	R & J Batteries Pty Ltd	Kerosene	939.40
09-04-2026	R-Group International	Software Subscriptions	796.53
09-04-2026	Reece Pty Ltd	Plumbing materials	192.73
09-04-2026	Rexel Australia	E-Stop switches	209.00
09-04-2026	Facilities Coordinator	Staff Reimbursement	184.16
09-04-2026	Sapid Foods Pty Ltd	Cleaning Services	150.00
09-04-2026	Scorptec Computers	IT Equipment	200.00
09-04-2026	Scorptec Computers	IT Equipment	1,218.00
09-04-2026	Seashore Engineering Pty Ltd	Coastal Management	3,608.00
09-04-2026	Sitech WA Pty Ltd	DJI RTK Module	995.50
09-04-2026	Smiths Aluminium And 4Wd Centre	Alloy fabrication	1,590.00
09-04-2026	Soil Solutions Pty Ltd	Building materials	4,032.00
09-04-2026	South Metropolitan Tafe	Staff Training	444.00
09-04-2026	South Regional Tafe	TAFE Course fees	59.00
09-04-2026	Southcoast Security Service	Security Service	308.88
09-04-2026	Southcoast Security Service	Static security service	274.56
09-04-2026	Southern Apiaries	Honey	561.50
09-04-2026	Southern Tool And Fastener Co	Hardware Supplies / Tools	85.56
09-04-2026	Southern Tool And Fastener Co	Hardware Supplies / Tools	24.32
09-04-2026	Spyx's Vermin Control	Rabbit control	5,990.60
09-04-2026	Spyx's Vermin Control	Feral cat trapping	920.00
09-04-2026	Star Sales and Service	Vehicle and Machine parts	47.00
09-04-2026	Statewide Bearings	Vehicle/Machinery parts	102.52
09-04-2026	Sure Stay by Best Western	Accommodation	318.00
09-04-2026	Sure Stay by Best Western	Accommodation	318.00
09-04-2026	Sure Stay by Best Western	Accommodation	318.00
09-04-2026	T & C Supplies Pty Ltd	Hardware Supplies / Tools	42.46
09-04-2026	T & C Supplies Pty Ltd	Hardware Supplies / Tools	359.70
09-04-2026	T & C Supplies Pty Ltd	Hardware Supplies / Tools	169.85
09-04-2026	T & C Supplies Pty Ltd	Hardware Supplies / Tools	1,449.04
09-04-2026	T & C Supplies Pty Ltd	Hardware Supplies / Tools	81.44
09-04-2026	T & C Supplies Pty Ltd	Hardware Supplies / Tools	46.27
09-04-2026	T & C Supplies Pty Ltd	Hardware Supplies / Tools	225.18
09-04-2026	T & C Supplies Pty Ltd	Hardware Supplies / Tools	564.76
09-04-2026	T & C Supplies Pty Ltd	Hardware Supplies / Tools	377.20



Creditor Payment Report

01 April 2026 to 30 April 2026

Electronic Funds Transfer Payments			
Date	Creditor Name	Invoice Description	Inclusive
09-04-2026	T & C Supplies Pty Ltd	Hardware Supplies / Tools	53.51
09-04-2026	T & C Supplies Pty Ltd	Hardware Supplies / Tools	218.83
09-04-2026	T & C Supplies Pty Ltd	Hardware Supplies / Tools	299.35
09-04-2026	T & C Supplies Pty Ltd	Hardware Supplies / Tools	146.72
09-04-2026	T & C Supplies Pty Ltd	Hardware Supplies / Tools	2,226.34
09-04-2026	T & C Supplies Pty Ltd	Hardware Supplies / Tools	211.65
09-04-2026	TN Meuzelaar	Stock Items - Forts Store	425.00
09-04-2026	Tank Man	Water Tank	19,277.12
09-04-2026	The 12 Volt World	Vehicle upgrades	544.00
09-04-2026	The 12 Volt World	Vehicle maintenance	685.75
09-04-2026	The Albany Shantymen	Performance	900.00
09-04-2026	The Lake House Denmark	Bar stock	495.00
09-04-2026	The Muffin Queen	Catering	180.00
09-04-2026	The Muffin Queen	Catering	900.00
09-04-2026	The Muffin Queen	Catering	504.00
09-04-2026	The Muffin Queen	Catering	220.00
09-04-2026	The Muffin Queen	Catering	448.00
09-04-2026	The Muffin Queen	Catering	90.00
09-04-2026	The Muffin Queen	Catering	504.00
09-04-2026	The Muffin Queen	Catering	750.00
09-04-2026	The Muffin Queen	Catering	360.00
09-04-2026	The Muffin Queen	Catering	711.00
09-04-2026	Mandala Ace Accommodation	Accommodation	411.00
09-04-2026	The West Australian Newspapers Limited	Newspaper Delivery	504.02
09-04-2026	Total Ventilation Hygiene Pty Ltd	AC Maintenance	366.40
09-04-2026	Total Ventilation Hygiene Pty Ltd	AC Maintenance	720.45
09-04-2026	Total Ventilation Hygiene Pty Ltd	AC Maintenance	5,827.20
09-04-2026	Total Ventilation Hygiene Pty Ltd	AC Maintenance	311.25
09-04-2026	Totally Sports And Surf	Gift Vouchers	750.00
09-04-2026	Trailblazers	Yeti bottles	690.00
09-04-2026	Truckline	Vehicle and Machine parts	108.55
09-04-2026	Turtle Traffic Pty Ltd	Traffic Control	438.92
09-04-2026	Turtle Traffic Pty Ltd	Traffic control	4,263.84
09-04-2026	Tutt Bryant Equipment	Plant and Equipment	1,950.22
09-04-2026	WA Naturally Publications	Stock Items - Visitor Centre	401.55
09-04-2026	WA Tyre Recovery	Tyre Recycling	882.80
09-04-2026	Wagyl Kaip Southern Noongar Aboriginal Corporation	Project Management	18,530.49
09-04-2026	Wandagee Consulting	Welcome to Country	300.00
09-04-2026	West Oz Wines	Wines	767.27
09-04-2026	Westrac Equipment Pty Ltd	Plant and equipment	1,532.21
09-04-2026	Wheatbelt Services Pty Ltd	Signage	335.50
09-04-2026	Wheatbelt Services Pty Ltd	Road Signage	2,475.00
09-04-2026	Wheatbelt Services Pty Ltd	Bike path rail	858.00
09-04-2026	Woolworths Group Limited	Daycare Groceries	18.10
09-04-2026	Woolworths Group Limited	Daycare Groceries	729.86
09-04-2026	Zenith Laundry	Laundry services	19.65



Creditor Payment Report

01 April 2026 to 30 April 2026

Electronic Funds Transfer Payments			
Date	Creditor Name	Invoice Description	Inclusive
09-04-2026	Zenith Laundry	Laundry Services	51.07
09-04-2026	Zenith Laundry	Laundry Expenses	49.43
16-04-2026	Australian Communications Engineering	Raising Telstra Pits	1,750.00
16-04-2026	AD Contractors Pty Ltd	Plant and Equipment Hire	3,811.50
16-04-2026	AD Contractors Pty Ltd	Plant and Equipment Hire	7,375.50
16-04-2026	Advertiser Print	Printing	480.00
16-04-2026	Advertiser Print	Printing	856.00
16-04-2026	Advertiser Print	Printing	1,796.00
16-04-2026	AFGRI Equipment Australia Pty Ltd	Oil filter	135.15
16-04-2026	Albany Agricultural Society Incorporated	Cleaning Services	572.00
16-04-2026	Albany Community Foundation (WA) Ltd	Payroll workplace giving deductions	5.00
16-04-2026	Albany Community Hospice	Payroll workplace giving deductions	10.00
16-04-2026	Albany Fencing Contractors	Fencing Supply and Install	4,583.70
16-04-2026	Albany Light Opera And Theatre Company	Creative Support Grants	750.00
16-04-2026	Albany Pickleball Club Inc	Quick Response Grant	1,000.00
16-04-2026	Albany Plumbing And Gas	Plumbing Services	666.00
16-04-2026	Albany Records Management	Record management	574.75
16-04-2026	Albany Records Management	Records storage	837.91
16-04-2026	Albany Screenprinters	Screenprinting Services	2,475.00
16-04-2026	Albany Signs	Signage	253.00
16-04-2026	Albany Signs	Signage	1,155.00
16-04-2026	Albany Signs	Sign Printing	99.00
16-04-2026	Albany Surf Life Saving Club	Regional Events Sponsorship	5,500.00
16-04-2026	Albany Tours	Tour Onsales	126.75
16-04-2026	Albany Tours	Tour Onsales	408.00
16-04-2026	Albany Tours	Tour Onsales	130.05
16-04-2026	Albany Tours	Tour Onsales	299.20
16-04-2026	Albany Tours	Tour Onsales	287.30
16-04-2026	Albany Toyota	Vehicle service	1,329.52
16-04-2026	Albany Tyrepower	Grader tyres	1,462.95
16-04-2026	Albany Veterinary Hospital Pty Ltd	Euthanasia / Cremation	120.00
16-04-2026	Child Care Educator Assistant	Staff Reimbursement - WWCC	87.00
16-04-2026	AMD Audit & Assurance Pty Ltd	Audit Services	1,644.50
16-04-2026	Ampol Australia Petroleum Pty Ltd	Fuel Purchase	5,315.77
16-04-2026	Ampol Australia Petroleum Pty Ltd	Fuel Supply	21,012.50
16-04-2026	Animal Care Equipment & Services (ACES)	Animal handling equipment	490.25
16-04-2026	Aparc	Fee Pillar Charges	239.03
16-04-2026	Resident	Reimbursement - Building Maintenance Supplies	185.43
16-04-2026	ATC Work Smart	Casual Labour / Apprentices	127.31
16-04-2026	ATC Work Smart	Casual Labour / Apprentices	261.92
16-04-2026	ATC Work Smart	Casual Labour / Apprentices	298.16
16-04-2026	ATC Work Smart	Casual Labour / Apprentices	318.03
16-04-2026	ATC Work Smart	Casual Labour / Apprentices	2,031.81
16-04-2026	AS Veld	Speaking Services	250.00
16-04-2026	Ausroad Manufacturing Pty Ltd	Isuzu FVD 170-300 AT R60 - Road Maintenance Truck	201,916.00
16-04-2026	Australia's South West Incorporated	Winter Campaign	6,500.00



Creditor Payment Report

01 April 2026 to 30 April 2026

Electronic Funds Transfer Payments			
Date	Creditor Name	Invoice Description	Inclusive
16-04-2026	Australian Services Union WA Branch	Payroll ASU membership payroll deductions	809.50
16-04-2026	Bill Gibbs Excavations	C23009D Siding Road Construction	155,094.50
16-04-2026	Bio Diverse Solutions	Risk Assessment Services	7,236.24
16-04-2026	BJ Parker	Mowing Services	250.00
16-04-2026	Brooks Hire Service Pty Ltd	Plant and Equipment Hire	1,056.23
16-04-2026	Bullseye Plumbing & Gas	Hydro Jetting	990.00
16-04-2026	Bunnings Group Limited	Hardware Supplies / Tools	15.46
16-04-2026	Burson Auto Parts	Supply Magic Tree card of 60	168.42
16-04-2026	Carbon Leasing And Rentals Pty Ltd	Novated Lease Charges	856.66
16-04-2026	Child Support Agency	Payroll deductions	1,849.61
16-04-2026	Choiceone Pty Ltd	Casual Labour / Apprentices	3,395.12
16-04-2026	Choiceone Pty Ltd	Casual Labour / Apprentices	2,220.81
16-04-2026	Choiceone Pty Ltd	Casual Labour / Apprentices	2,576.62
16-04-2026	Clark Tyres	Tyre Maintenance / Supply	1,140.00
16-04-2026	Creations Homes Pty Ltd	Construction Services	14,309.80
16-04-2026	Cult Artists Pty Ltd	Performance Fees	10,450.00
16-04-2026	Cult Artists Pty Ltd	Performance Fees	10,450.00
16-04-2026	Curator Princess Royal Fortress	Staff Reimbursement	244.92
16-04-2026	Campground Caretaker	Staff Reimbursement	279.24
16-04-2026	Department of Local Government, Industry Regulation and Safety	BSL Levy Collected for the Month of March 2026	47,178.45
16-04-2026	E-Stralian Pty Ltd	E-bike lease	324.34
16-04-2026	Easigroup	Novated lease payroll deductions	10,063.70
16-04-2026	Elka Australia	Stock Items - Visitor Centre	1,788.60
16-04-2026	Engenuity Engineering Pty Ltd	Audit Services	2,156.00
16-04-2026	Environmental Machinery Group Pty Ltd	Carbide Chipper blade	659.12
16-04-2026	Epoxy Flooring Solutions WA	Flooring Repair	12,100.00
16-04-2026	Events with Love Great Southern	Coordination for Cruise Hub	1,125.00
16-04-2026	Evolve WA	Training	689.95
16-04-2026	Fleet Card	Fleet Card Charges	9,488.73
16-04-2026	Flood The Moon	Event Hire	420.00
16-04-2026	Focus Consulting WA	Consultancy	1,265.00
16-04-2026	Form Building a State of Creativity Limited	Printing	341.00
16-04-2026	Frontline Fire & Rescue Equipment	Fire Safety Equipment	446.60
16-04-2026	Frontline Fire & Rescue Equipment	Fire Safety Supplies	4,181.80
16-04-2026	Fulton Hogan Industries	P25012 sealing works Siding Rd	110,394.90
16-04-2026	Fulton Hogan Industries	P25012 sealing works Siding Rd	104,834.27
16-04-2026	Fulton Hogan Industries	P25012 sealing works	12,691.80
16-04-2026	GHD Pty Ltd	Consultancy Services	1,645.00
16-04-2026	Gibson International Ltd	Redevelopment Works - NAC Tribute Wall & Character Post	94,896.34
16-04-2026	Goodyear Autocare Albany	Vehicle maintenance	395.15
16-04-2026	Green Range Country Club	Catering	770.00
16-04-2026	Green Skills Incorporated	Slashing Work	1,285.36
16-04-2026	Greybird Media	Advertising	356.40
16-04-2026	Gunnebo Australia Pty Ltd	ALAC Electronic gates	38,423.00
16-04-2026	H+H Architects	Torbay Hall Heritage Assessment	3,712.23
16-04-2026	Harley Dykstra Pty Ltd	Professional Services	2,750.00



Creditor Payment Report

01 April 2026 to 30 April 2026

Electronic Funds Transfer Payments			
Date	Creditor Name	Invoice Description	Inclusive
16-04-2026	Heidelberg Materials Australia Pty Ltd	Building materials	411.40
16-04-2026	Heidelberg Materials Australia Pty Ltd	Building materials	343.20
16-04-2026	Heidelberg Materials Australia Pty Ltd	Concreting Supply	899.80
16-04-2026	Heidelberg Materials Australia Pty Ltd	Concreting Supply	4,324.32
16-04-2026	Heidelberg Materials Australia Pty Ltd	Sand	628.10
16-04-2026	Heidelberg Materials Australia Pty Ltd	Sand	343.20
16-04-2026	Heidelberg Materials Australia Pty Ltd	Concrete supply	1,795.20
16-04-2026	HJ Fitzhardinge	Stock Items - Box Office	20.00
16-04-2026	Hitchcock Panel Beaters	Vehicle Excess - Ford Ranger Reg 9199A	300.00
16-04-2026	Ibis Information Systems Pty Ltd	Subscription Payment	13,750.00
16-04-2026	Impact Services Pty Ltd	Casual Labour / Apprentices	140.25
16-04-2026	Impact Services Pty Ltd	Casual Labour / Apprentices	1,143.12
16-04-2026	Impact Services Pty Ltd	Casual Labour / Apprentices	141.81
16-04-2026	Impact Services Pty Ltd	Casual Labour / Apprentices	1,922.54
16-04-2026	Impact Services Pty Ltd	Casual Labour / Apprentices	1,821.85
16-04-2026	Impact Services Pty Ltd	Casual Labour / Apprentices	141.19
16-04-2026	Inspirations Paint Albany	Paint Supplies	10,379.50
16-04-2026	Ipar Rehabilitation Pty Ltd	Pre-Employment Assessment	328.90
16-04-2026	Ipar Rehabilitation Pty Ltd	Pre-Employment Assessment	328.90
16-04-2026	Ipar Rehabilitation Pty Ltd	Pre-Employment Assessment	328.90
16-04-2026	Isubscribe	Subscriptions	4,112.82
16-04-2026	J And S Castlehow Electrical Services	Electrical services	413.60
16-04-2026	J And S Castlehow Electrical Services	Electrical services	5,185.40
16-04-2026	J And S Castlehow Electrical Services	Electrical Services	5,743.30
16-04-2026	J And S Castlehow Electrical Services	Electrical Services	5,547.30
16-04-2026	J And S Castlehow Electrical Services	Electrical Services	201.19
16-04-2026	Letters to Lions	Ticketing Oncosts	285.00
16-04-2026	Gallery East	Valuation of Arts Works	5,311.90
16-04-2026	JM Feast	Photography	780.43
16-04-2026	J Woolf	Animal Collection Services	570.00
16-04-2026	J Woolf	Animal Collection Services	570.00
16-04-2026	Just A Call Deliveries	Internal Delivery Services	1,210.00
16-04-2026	Just Sew Embroidery	Uniform	234.50
16-04-2026	Kmart Albany	Craft supplies	79.25
16-04-2026	KMT Contracting Pty Ltd	Marine Dr lookout trailhead - Phase 4 stoneworks	8,514.00
16-04-2026	Landgate - Property & Valuations	Interim Valuations	1,793.75
16-04-2026	LGC Traffic Management	Traffic Management	2,044.90
16-04-2026	LGISWA	Workers Compensation - Endorsement	9,188.82
16-04-2026	Lift Design	Quarterly Lift Service - Town Hall Freight	701.25
16-04-2026	Lift Design	Repairs and Maintenance	759.00
16-04-2026	Lift Design	Quarterly lift service	701.25
16-04-2026	Lift Design	Lift Service	701.25
16-04-2026	Lift Design	Lift Maintenance	701.25
16-04-2026	Lift Design	Lift Maintenance	561.00
16-04-2026	L Dickmann	Judging Services	750.00
16-04-2026	Mega Vision Sound & Lighting	Sound tech	5,971.74



Creditor Payment Report

01 April 2026 to 30 April 2026

Electronic Funds Transfer Payments			
Date	Creditor Name	Invoice Description	Inclusive
16-04-2026	Military Shop & Brandz	Stock Items - Forts Store	895.07
16-04-2026	Modern Teaching Aids Pty Ltd	Daycare Supplies	1,252.96
16-04-2026	Muir Albany	Fuel	30.05
16-04-2026	Muir Albany	Vegetation Management Supplies	2,022.00
16-04-2026	Next Level Mountain Bike Pty Ltd	Trail Link - 9	27,071.06
16-04-2026	Next Level Mountain Bike Pty Ltd	C25011 Progress claim	166,696.91
16-04-2026	Office National Albany	Stationery / Office Supplies	88.70
16-04-2026	Office National Albany	Stationery / Office Supplies	169.30
16-04-2026	Office National Albany	Stationery / Office Supplies	125.50
16-04-2026	Office National Albany	Stationery / Office Supplies	566.72
16-04-2026	Office National Albany	Stationery / Office Supplies	497.60
16-04-2026	Office National Albany	Stationery / Office Supplies	759.99
16-04-2026	Office National Albany	Stationery / Office Supplies	247.50
16-04-2026	Office National Albany	Stationery / Office Supplies	41.90
16-04-2026	Office National Albany	Stationery / Office Supplies	39.00
16-04-2026	Office National Albany	Stationery / Office Supplies	81.00
16-04-2026	Officeworks Superstores Pty Ltd	Stationery / Office Supplies	103.95
16-04-2026	Paywise Pty Ltd	Novated Lease Charges	3,229.56
16-04-2026	Penguin Random House Distribution	Books	1,931.40
16-04-2026	Phoenix Civil & Earthmoving Pty Ltd	Plant and Equipment Hire	970.20
16-04-2026	Premier Hotel Albany	Accommodation	49.00
16-04-2026	Promotion Products Pty Ltd	Branded Merchandise	1,140.34
16-04-2026	Promotion Products Pty Ltd	Branded T-Shirts	5,958.83
16-04-2026	Promotional Exposure	Accessibility Equipment	1,585.00
16-04-2026	Quality Apartments Banksia Albany	Accommodation	687.60
16-04-2026	Quickstix Cleaning	Cleaning Services	408.00
16-04-2026	Quickstix Cleaning	Window Cleaning	225.00
16-04-2026	Quickstix Cleaning	Window Cleaning	900.00
16-04-2026	Quickstix Cleaning	Window Cleaning	1,625.00
16-04-2026	R & J Batteries Pty Ltd	Materials	158.39
16-04-2026	R & J Batteries Pty Ltd	Coolant	104.68
16-04-2026	Radical Fitness	License Fees	224.00
16-04-2026	Redmond Community Association	Catering	660.00
16-04-2026	Rubek Automatic Doors	Building Maintenance Services	31,356.60
16-04-2026	Schmick Mowing & Maintenance	Lawn care	3,000.00
16-04-2026	Seven Network (Operations) Limited	Advertising	322.30
16-04-2026	Seven Network (Operations) Limited	Advertising	154.00
16-04-2026	Smiths Aluminium And 4Wd Centre	Alloy fabrication	2,050.00
16-04-2026	Campground Caretaker	Staff Reimbursement	184.86
16-04-2026	Soil Solutions Pty Ltd	Green waste disposal	3,049.80
16-04-2026	South Regional Tafe	Course Fees	81.60
16-04-2026	Southcoast Security Service	Business banking services	179.36
16-04-2026	Southcoast Security Service	Cash Collection services	1,399.66
16-04-2026	Southcoast Security Service	Security Services March 2026	1,113.20
16-04-2026	Southern Site Hire	Event Hire	1,012.00
16-04-2026	Spectrum Mural Designs	Canvas Painting	6,000.00



Creditor Payment Report
01 April 2026 to 30 April 2026

Electronic Funds Transfer Payments			
Date	Creditor Name	Invoice Description	Inclusive
16-04-2026	Stantec Australia Pty Ltd	Inspection Services	2,722.50
16-04-2026	Edgyx	AI Workshop	3,600.00
16-04-2026	Stocker-Crew	Plant and Equipment	1,695.89
16-04-2026	Strike Group Australia Pty Ltd	Plant Parts and Repairs	488.40
16-04-2026	Sure Stay by Best Western	Accommodation	474.00
16-04-2026	Synergy	Auxiliary Street Lighting	2,526.06
16-04-2026	Synergy	Electricity Charges	390.24
16-04-2026	Synergy	Electricity Charges	474.67
16-04-2026	Tapestry Psychology & Consulting Pty Ltd	EAP Services	275.00
16-04-2026	The 12 Volt World	Skid steer repairs	483.00
16-04-2026	The Happy Giraffe	Books	648.15
16-04-2026	The Local Government Racing & Cemeteries Employees Union (WA)	Payroll union membership deductions	96.00
16-04-2026	The Muffin Queen	Catering	360.00
16-04-2026	Mandala Ace Accommodation	Accommodation	411.00
16-04-2026	Mandala Ace Accommodation	Accommodation	411.00
16-04-2026	Mandala Ace Accommodation	Accommodation	411.00
16-04-2026	The West Australian Newspapers Limited	Monthly Advertising Charges for March 2026	10,696.77
16-04-2026	Theraquatics	Buoyancy Belts	393.10
16-04-2026	Three Chillies Design Pty Ltd	Contract Management	16,164.48
16-04-2026	Three Chillies Design Pty Ltd	Construction Services	8,898.03
16-04-2026	Planning and Development Compliance Officer	Staff Reimbursement	54.53
16-04-2026	Total Ventilation Hygiene Pty Ltd	Air con repairs	2,606.23
16-04-2026	Turtle Traffic Pty Ltd	Traffic Control	8,665.12
16-04-2026	Turtle Traffic Pty Ltd	Traffic Control	1,593.98
16-04-2026	Turtle Traffic Pty Ltd	Traffic control	1,030.88
16-04-2026	Turtle Traffic Pty Ltd	Traffic control	319.09
16-04-2026	Turtle Traffic Pty Ltd	Traffic control	4,073.07
16-04-2026	Turtle Traffic Pty Ltd	Traffic control	1,126.20
16-04-2026	Turtle Traffic Pty Ltd	Traffic control	1,546.31
16-04-2026	Turtle Traffic Pty Ltd	Traffic Control	2,015.56
16-04-2026	Turtle Traffic Pty Ltd	Traffic Manangement	1,706.59
16-04-2026	Vinofood Pty Ltd	Forts Store goods	967.20
16-04-2026	Water Corporation	Water / Service Charges	1,996.96
16-04-2026	Water Corporation	Water / Service charge	231.92
16-04-2026	Water Corporation	Water / Service Charges	9.03
16-04-2026	Water Corporation	Water / Service charge	210.84
16-04-2026	Water Corporation	Water / Service Charges	184.68
16-04-2026	Water Corporation	Water / Service charge	551.20
16-04-2026	Water Corporation	Water / Service Charges	262.04
16-04-2026	Water Corporation	Water / Service charge	237.95
16-04-2026	Water Corporation	Water / Service Charges	420.54
16-04-2026	WCP Civil Pty Ltd	Final Retention	29,277.41
16-04-2026	Westrac Equipment Pty Ltd	Machine maintenance	117.74
16-04-2026	Wise Perinatal Services	EAP Services	363.00
16-04-2026	Woodlands Distributors And Agencies	Dog waste bags	3,168.00
16-04-2026	Woolworths Group Limited	Staff Amenities	107.77



Creditor Payment Report
01 April 2026 to 30 April 2026

Electronic Funds Transfer Payments			
Date	Creditor Name	Invoice Description	Inclusive
16-04-2026	Woolworths Group Limited	Daycare Groceries	633.16
16-04-2026	Wren Oil	Liquid Waste Disposal Services	88.00
16-04-2026	Albany Ocean Adventures	Tour Onsales	5,686.50
16-04-2026	AMD Audit & Assurance Pty Ltd	Acquittal audit services	2,420.00
16-04-2026	E Barton & J Turner	Refund of Bonds	19,233.50
16-04-2026	Fulton Hogan Industries	Campbell Rd reconstruction	349,646.18
16-04-2026	G & M Detergents & Hygiene Services Albany	Cleaning / Hygiene Supplies	5,307.37
16-04-2026	Phoenix Civil & Earthmoving Pty Ltd	C25035 - Nanarup Rd shoulder widening	514,737.64
17-04-2026	Star Sales and Service	Lawncare equipment	722.50
23-04-2026	303 Mullenlowe Australia Pty Ltd	Advertising	8,025.60
23-04-2026	AAA Mowing & Landscaping	Gardening Services	330.00
23-04-2026	AD Contractors Pty Ltd	Plant and Equipment Hire	7,122.50
23-04-2026	AD Contractors Pty Ltd	Plant and Equipment Hire	1,188.00
23-04-2026	AD Contractors Pty Ltd	Plant and Equipment Hire	18,042.75
23-04-2026	AD Contractors Pty Ltd	Plant and Equipment Hire	2,940.30
23-04-2026	Adapt-A-Lift Group Pty Ltd (Forkwest)	Plant Parts and Repairs	105.86
23-04-2026	Advertiser Print	Printing Services	505.00
23-04-2026	Advertiser Print	Printing Services	35.00
23-04-2026	Advertiser Print	Printing Services	308.00
23-04-2026	Akubra Hats Pty Ltd	Forts Store goods	1,980.00
23-04-2026	AL Curnow Hydraulics	Plant Parts and Repairs	1,749.46
23-04-2026	Albany Asphalt Services	Asphalt Works	1,291.00
23-04-2026	Albany Asphalt Services	Asphalt Works	20,226.50
23-04-2026	Albany Auto One	Vehicle maintenance	4,250.00
23-04-2026	Albany Chamber of Commerce & Industry Inc	Stock Items - Visitor Centre	1,375.00
23-04-2026	Albany Community Foundation (WA) Ltd	Payroll workplace giving deductions	5.00
23-04-2026	Albany Community Hospice	Payroll workplace giving deductions	10.00
23-04-2026	Albany Event Hire	Event Hire	3,927.62
23-04-2026	Albany Fencing Company	Temporary Fencing Hire	132.00
23-04-2026	Albany Iga & Spencer Park Iga	Catering	465.00
23-04-2026	Albany Iga & Spencer Park Iga	Catering	48.87
23-04-2026	Albany Indoor Plant Hire And Sales	Indoor Plant Hire	154.00
23-04-2026	Albany Indoor Sports Centre	Venue hire	165.00
23-04-2026	Albany Irrigation & Drilling	Reticulation Maintenance	9,745.45
23-04-2026	Albany Lock & Security	Locksmith Services	1,990.50
23-04-2026	Albany Lock & Security	Locksmith Services	330.86
23-04-2026	Albany Plumbing And Gas	Plumbing services	215.65
23-04-2026	Albany Plumbing And Gas	Plumbing	72.00
23-04-2026	Albany Plumbing And Gas	Plumbing	72.00
23-04-2026	Albany Plumbing And Gas	Plumbing	3,280.20
23-04-2026	Albany Plumbing And Gas	Plumbing	108.00
23-04-2026	Albany Plumbing And Gas	Plumbing	72.00
23-04-2026	Albany Plumbing And Gas	Plumbing	72.00
23-04-2026	Albany Plumbing And Gas	Plumbing	113.50
23-04-2026	Albany Plumbing And Gas	Plumbing	295.00



Creditor Payment Report

01 April 2026 to 30 April 2026

Electronic Funds Transfer Payments			
Date	Creditor Name	Invoice Description	Inclusive
23-04-2026	Albany Plumbing And Gas	Plumbing Services	504.50
23-04-2026	Albany Plumbing And Gas	Plumbing Services	216.00
23-04-2026	Albany Plumbing And Gas	Plumbing Services	72.00
23-04-2026	Albany Plumbing And Gas	Plumbing Services	108.00
23-04-2026	Albany Radio Communications	Installation of VHF Shire Radio	1,625.00
23-04-2026	Albany Radio Communications	Installation of VHF Shire Radio	1,695.00
23-04-2026	Albany Retravision	Kettle	35.00
23-04-2026	Albany Retravision	IT Equipment	685.00
23-04-2026	Albany Signs	Signage	2,178.00
23-04-2026	Albany Sweep Clean	Sweeping Services	9,856.00
23-04-2026	Albany Sweep Clean	Sweeping Services	4,367.00
23-04-2026	Albany Sweep Clean	Sweeping Services	4,796.00
23-04-2026	Albany Sweep Clean	Sweeping Services	550.00
23-04-2026	Albany Sweep Clean	Sweeping Services	3,960.00
23-04-2026	Albany Sweep Clean	Sweeping Services	4,752.00
23-04-2026	Albany Toyota	Vehicle Parts / Maintenance	141.50
23-04-2026	Albany Truck And Car Hire	Truck hire	600.00
23-04-2026	Albany V-Belt And Rubber	Vehicle and Machine parts	347.40
23-04-2026	Albany V-Belt And Rubber	Plant Parts and Repairs	740.65
23-04-2026	Albany Veterinary Hospital Pty Ltd	Veterinary Services	120.00
23-04-2026	Albany Veterinary Hospital Pty Ltd	Veterinary Services	160.00
23-04-2026	Albany Window Tinting	Window Tinting	300.00
23-04-2026	Albany Windows	Glazing Services	540.00
23-04-2026	Alinta Energy	Gas Charges	46.65
23-04-2026	Alinta Energy	Gas Charges	56.90
23-04-2026	Ampol Australia Petroleum Pty Ltd	Fuel Purchase	12,745.36
23-04-2026	Ampol Australia Petroleum Pty Ltd	Fuel Purchase	4,146.76
23-04-2026	Ampol Australia Petroleum Pty Ltd	Diesel Delivery	18,947.03
23-04-2026	Ampol Australia Petroleum Pty Ltd	Diesel Delivery	6,221.46
23-04-2026	Al James	Workshop Presentation	630.00
23-04-2026	Antonia's Dance Studio	Latin dance classes	390.00
23-04-2026	Aparc	Fee Pillar Charges	70.02
23-04-2026	Arcadia Trees Pty Ltd	Vegetation Management Services	6,512.00
23-04-2026	Ardess Nursery	Vegetation Management Supplies	84.75
23-04-2026	Ardess Nursery	Vegetation Management Supplies	192.40
23-04-2026	Ardess Nursery	Vegetation Management Supplies	71.50
23-04-2026	Ardess Nursery	Vegetation Management Supplies	112.50
23-04-2026	Ardess Nursery	Vegetation Management Supplies	26.45
23-04-2026	Ardess Nursery	Vegetation Management Supplies	222.35
23-04-2026	Ardess Nursery	Vegetation Management Supplies	55.85
23-04-2026	Ardess Nursery	Vegetation Management Supplies	76.45
23-04-2026	Artistralia	Film screening rights	242.00
23-04-2026	Artsouthwa Incorporated	Advertising	340.00
23-04-2026	ATC Work Smart	Casual Labour / Apprentices	298.16
23-04-2026	ATC Work Smart	Casual Labour / Apprentices	208.71
23-04-2026	ATC Work Smart	Casual Labour / Apprentices	130.27



Creditor Payment Report
01 April 2026 to 30 April 2026

Electronic Funds Transfer Payments			
Date	Creditor Name	Invoice Description	Inclusive
23-04-2026	ATC Work Smart	Casual Labour / Apprentices	277.90
23-04-2026	ATC Work Smart	Casual Labour / Apprentices	159.02
23-04-2026	ATC Work Smart	Casual Labour / Apprentices	130.27
23-04-2026	ATC Work Smart	Casual Labour / Apprentices	2,031.81
23-04-2026	ATC Work Smart	Casual Labour / Apprentices	149.08
23-04-2026	ATC Work Smart	Casual Labour / Apprentices	288.22
23-04-2026	ATC Work Smart	Casual Labour / Apprentices	2,539.77
23-04-2026	Aussie Broadband Limited	Internet Fees	99.00
23-04-2026	Australia Post	Postage March 2026	4,572.86
23-04-2026	Australian Local Government Association	Forum Fees	1,458.00
23-04-2026	Australian Local Government Association	Forum Fees	1,793.00
23-04-2026	Australian School & Club Fundraising Specialists	Colour Powder	803.35
23-04-2026	Australian Services Union WA Branch	Payroll ASU membership payroll deductions	809.50
23-04-2026	Australian Taxation Office	Payroll deductions - PAYGW	279,912.40
23-04-2026	Australian Taxation Office	Payroll deductions - PAYGW	279,162.96
23-04-2026	Aviation Id Australia	ASIC Applications	308.00
23-04-2026	Badgemate	Badge Printing	229.68
23-04-2026	Battlefield Blue	Forts sellable goods	335.00
23-04-2026	Bespoke Welding & Engineering	Temporary Fencing	2,609.30
23-04-2026	Bespoke Welding & Engineering	Fabrication Services	5,218.60
23-04-2026	Best Electrical Albany Pty Ltd	ALAC Aquatics Tennant Solenoid	474.95
23-04-2026	Best Electrical Albany Pty Ltd	Machine service	60.00
23-04-2026	BGL Solutions Pty Ltd	Overseeding	15,763.28
23-04-2026	Bio Diverse Solutions	Risk Modelling Platform	9,900.00
23-04-2026	Albany Milk Distributors	Milk Delivery	152.96
23-04-2026	Albany Milk Distributors	Milk delivery	132.90
23-04-2026	Albany Milk Distributors	Milk Delivery	549.70
23-04-2026	Albany Milk Distributors	Milk Delivery	329.82
23-04-2026	Bluecoast Consulting Engineers Pty Ltd	Modelling Services	4,565.00
23-04-2026	Orrcon Steel	Hardware Supplies	782.69
23-04-2026	BP Bird Plumbing & Gas Pty Ltd	Plant Maintenance	625.00
23-04-2026	Brightmark Group Pty Ltd	Cleaning Services	99.00
23-04-2026	Brooks Hire Service Pty Ltd	Plant and Equipment Hire	1,198.56
23-04-2026	Brooks Hire Service Pty Ltd	Skidsteer hire	1,056.23
23-04-2026	Brooks Hire Service Pty Ltd	Plant and Equipment hire	831.50
23-04-2026	Brooks Hire Service Pty Ltd	Plant and Equipment Hire	2,516.98
23-04-2026	Bucher Municipal Pty Ltd	Plant Parts and Repairs	2,459.16
23-04-2026	Bunnings Group Limited	Hardware / Safety Supplies	95.63
23-04-2026	Bunnings Group Limited	Hardware / Safety Supplies	55.24
23-04-2026	Bunnings Group Limited	Hardware Supplies / Tools	1,417.77
23-04-2026	Bunnings Group Limited	Hardware Supplies	54.40
23-04-2026	Bunnings Group Limited	Hardware Supplies / Tools	59.32
23-04-2026	Bunnings Group Limited	Hardware Supplies	96.82
23-04-2026	Bunnings Group Limited	Hardware Supplies	18.28
23-04-2026	C & C Machinery Centre	Plant Parts and Repairs	265.00
23-04-2026	Camtrans Albany Pty Ltd	Unloading Services	154.00



Creditor Payment Report

01 April 2026 to 30 April 2026

Electronic Funds Transfer Payments			
Date	Creditor Name	Invoice Description	Inclusive
23-04-2026	Carroll And Richardson Flags	Flags	1,167.87
23-04-2026	Centigrade Services Pty Ltd	Monthly Maintenance	297.00
23-04-2026	Centigrade Services Pty Ltd	Plant Maintenance	6,637.13
23-04-2026	Centigrade Services Pty Ltd	Plant Maintenance	2,428.53
23-04-2026	CGS Quality Cleaning	Cleaning Services	741.60
23-04-2026	CGS Quality Cleaning	Cleaning Services	299.99
23-04-2026	CGS Quality Cleaning	Cleaning Services	224.99
23-04-2026	CGS Quality Cleaning	Cleaning Services	326.63
23-04-2026	CGS Quality Cleaning	Cleaning Services	110.04
23-04-2026	CGS Quality Cleaning	Cleaning Services	137.56
23-04-2026	CGS Quality Cleaning	Cleaning Services	793.25
23-04-2026	CGS Quality Cleaning	Cleaning Services	315.79
23-04-2026	CGS Quality Cleaning	Cleaning Services	110.04
23-04-2026	CGS Quality Cleaning	Cleaning Services	308.58
23-04-2026	CGS Quality Cleaning	Cleaning Services	110.04
23-04-2026	CGS Quality Cleaning	Cleaning Services	9,306.00
23-04-2026	CGS Quality Cleaning	Cleaning Services	137.57
23-04-2026	CGS Quality Cleaning	Cleaning Services	358.81
23-04-2026	CGS Quality Cleaning	Cleaning Services	119.59
23-04-2026	CGS Quality Cleaning	Cleaning Services	8,518.57
23-04-2026	CGS Quality Cleaning	Cleaning Services	3,377.19
23-04-2026	CGS Quality Cleaning	Cleaning Services	741.60
23-04-2026	CGS Quality Cleaning	Cleaning Services	956.27
23-04-2026	CGS Quality Cleaning	Cleaning Services	1,345.14
23-04-2026	CGS Quality Cleaning	Cleaning Services	247.19
23-04-2026	CGS Quality Cleaning	Cleaning Services	2,827.55
23-04-2026	CGS Quality Cleaning	Cleaning Services	299.09
23-04-2026	CGS Quality Cleaning	Cleaning Services	12,788.15
23-04-2026	CGS Quality Cleaning	Cleaning Services	2,600.98
23-04-2026	CGS Quality Cleaning	Cleaning Services	284.59
23-04-2026	CGS Quality Cleaning	Cleaning Services	6,613.62
23-04-2026	Child Support Agency	Payroll deductions	2,376.94
23-04-2026	Choiceone Pty Ltd	Casual Labour / Apprentices	2,021.42
23-04-2026	Choiceone Pty Ltd	Casual Labour / Apprentices	1,632.95
23-04-2026	Civil Survey Solutions	Annual subscription	529.38
23-04-2026	Coles Supermarkets Australia Pty Ltd	Catering	428.37
23-04-2026	Community Resources Ltd	Mattress removal	6,622.86
23-04-2026	Computers Now Pty Ltd	Prepaid Engineering Services	2,970.00
23-04-2026	Concept 2 Strategy	Albany Kinjarling Connect	10,000.00
23-04-2026	Resident	Rebate for Dog now Sterilised	50.00
23-04-2026	Creations Homes Pty Ltd	Lake Seppings Boardwalk works	9,219.14
23-04-2026	Culburra Downs Farm	Wicket Soil	5,445.00
23-04-2026	Cynergic Internet	Hosting Fees	2,314.88
23-04-2026	Resident	Refund - Animal Sterilisation	150.00
23-04-2026	Datacom Solutions (Au) Pty Ltd	Software Fees	19,430.41
23-04-2026	David Gray And Company Pty Ltd	Lawncare and Pest Control	155.39



Creditor Payment Report

01 April 2026 to 30 April 2026

Electronic Funds Transfer Payments			
Date	Creditor Name	Invoice Description	Inclusive
23-04-2026	D Jackson	Screening Fee	550.00
23-04-2026	Deakin University	Research Project funding	54,543.50
23-04-2026	Demi Skye Loraine	Artwork	117.00
23-04-2026	Department of Transport - Marine Safety	Community Jetty Renewal Fee	47.70
23-04-2026	Department of Transport - Marine Safety	Community Jetty Renewal Fee	47.70
23-04-2026	Down South Contracting	Vegetation Management Services	1,232.00
23-04-2026	E-Teq Resources	Service abluton	250.00
23-04-2026	E-Teq Resources	Service abluton	505.00
23-04-2026	E-Teq Resources	Service abluton	655.00
23-04-2026	E-Teq Resources	Service abluton	550.00
23-04-2026	E-Teq Resources	Liquid Waste Disposal Services	605.00
23-04-2026	E-Teq Resources	Liquid Waste Disposal Services	435.00
23-04-2026	E-Teq Resources	Liquid Waste Disposal Services	355.00
23-04-2026	Easigroup	Novated lease payroll deductions	11,022.76
23-04-2026	Eden Gate Estate	Catering	119.25
23-04-2026	Epoxy Flooring Solutions WA	Flooring	36,300.00
23-04-2026	Ergolink	Ergonomic furniture	1,209.00
23-04-2026	Eyerite Signs	Corflute Signs	308.36
23-04-2026	Eyerite Signs	Vehicle Parts / Maintenance	1,299.28
23-04-2026	Farmarama Pty Ltd	Supasoak soil wetter	3,027.20
23-04-2026	Farmarama Pty Ltd	Amesurf Special	9,292.40
23-04-2026	FaunaTrack	Fauna Spotting	3,418.80
23-04-2026	Fleet Commercial Gymnasiums Pty Ltd	Gym equipment	550.00
23-04-2026	Flips Electrics	Plant Maintenance	363.00
23-04-2026	For Keeps Merch	Branded Merchandise	1,487.20
23-04-2026	Foundation Electrical Pty Ltd Incorporating Southern Electrics	Plant Maintenance	859.60
23-04-2026	Foxtel Management Pty Ltd	Subscription	235.00
23-04-2026	Frontline Fire & Rescue Equipment	Plant Parts and Repairs	61.60
23-04-2026	Fulton Hogan Industries	Road Maintenance Supply	2,688.68
23-04-2026	FVS Fire Pty Ltd	Inspection Services	16,195.85
23-04-2026	FVS Fire Pty Ltd	Logbook Service	263.78
23-04-2026	G & M Detergents & Hygiene Services	Cleaning / Hygiene Supplies	35.20
23-04-2026	G & M Detergents & Hygiene Services	Cleaning / Hygiene Supplies	150.09
23-04-2026	GHD Pty Ltd	Consultancy Services	10,357.27
23-04-2026	Global Marine Enclosures Pty Ltd	Maintenance of Ellen Cove Swim Enclosure	7,062.00
23-04-2026	Goodyear Autocare Albany	Tyre Maintenance / Supply	80.00
23-04-2026	Goodyear Autocare Albany	Vehicle Parts / Maintenance	453.69
23-04-2026	Goodyear Autocare Albany	Vehicle maintenance	1,751.30
23-04-2026	Great Southern Alignments	Wheel alignment	330.00
23-04-2026	Albany Pest & Weed Control	Pest control	165.00
23-04-2026	Great Southern Supplies	Cleaning supplies	96.80
23-04-2026	Green Skills Incorporated	Non MAF Mitigation works	43,912.00
23-04-2026	Green Skills Incorporated	Cleaning Services	711.99
23-04-2026	Green Skills Incorporated	Revegetation	11,000.00
23-04-2026	Green Skills Incorporated	Revegetation	5,500.00
23-04-2026	Green Skills Incorporated	Install bollards	1,446.03



Creditor Payment Report
01 April 2026 to 30 April 2026

Electronic Funds Transfer Payments			
Date	Creditor Name	Invoice Description	Inclusive
23-04-2026	The Last Post	NAC Advertising	1,089.00
23-04-2026	Project Officer	Staff Reimbursement	24.95
23-04-2026	Hart Sport	Gym equipment	1,129.00
23-04-2026	Hart Sport	Swim Fins	405.60
23-04-2026	Hart Sport	Gym Equipment	577.01
23-04-2026	Heidelberg Materials Australia Pty Ltd	Building materials	831.60
23-04-2026	Heidelberg Materials Australia Pty Ltd	Concreting Supply	4,778.40
23-04-2026	H Munt	Heritage Consultancy	4,884.00
23-04-2026	HHG Legal Group	Legal Fees	59.95
23-04-2026	HHG Legal Group	Legal Fees	1,895.85
23-04-2026	HHG Legal Group	Legal Fees	707.85
23-04-2026	HHG Legal Group	Legal Fees	381.15
23-04-2026	Inspirations Paint Albany	Paint / Painting Supplies	108.70
23-04-2026	Resident	Refund	31.00
23-04-2026	ITVision Australia Pty Ltd	Software Fees	4,584.80
23-04-2026	Ixom	Chlorine Service Fee	348.50
23-04-2026	J And S Castlehow Electrical Services	Electrical services	209.00
23-04-2026	J And S Castlehow Electrical Services	Electrical Services	522.50
23-04-2026	J And S Castlehow Electrical Services	Electrical services	399.00
23-04-2026	J And S Castlehow Electrical Services	Electrical Services	522.50
23-04-2026	J And S Castlehow Electrical Services	Electrical services	4,910.96
23-04-2026	J And S Castlehow Electrical Services	Electrical Services	13,499.97
23-04-2026	J And S Castlehow Electrical Services	Electrical services	121.66
23-04-2026	J And S Castlehow Electrical Services	Electrical Services	1,808.60
23-04-2026	J And S Castlehow Electrical Services	Electrical Services	341.92
23-04-2026	J And S Castlehow Electrical Services	Electrical Services	209.00
23-04-2026	J And S Castlehow Electrical Services	Electrical Services	336.79
23-04-2026	J And S Castlehow Electrical Services	Electrical Services	261.25
23-04-2026	J And S Castlehow Electrical Services	Electrical Services	110.00
23-04-2026	J And S Castlehow Electrical Services	Electrical Services	1,897.50
23-04-2026	J And S Castlehow Electrical Services	Electrical Services	5,827.06
23-04-2026	J And S Castlehow Electrical Services	Electrical Services	937.75
23-04-2026	J Blackwood & Son Pty Ltd	Bucket	214.50
23-04-2026	J Blackwood & Son Pty Ltd	Hardware / Safety Supplies	57.90
23-04-2026	J Blackwood & Son Pty Ltd	Hardware / Safety Supplies	14.80
23-04-2026	JM Feast	Photography Services	1,402.83
23-04-2026	JM Bennett	Stock Items - Box Office	100.00
23-04-2026	J Woolf	Animal Collection Services	570.00
23-04-2026	Just Sew Embroidery	Uniforms / PPE	260.35
23-04-2026	Just Sew Embroidery	Uniforms / PPE	249.80
23-04-2026	Just Sew Embroidery	Uniforms / PPE	268.25
23-04-2026	Just Sew Embroidery	Uniform	272.00
23-04-2026	Just Sew Embroidery	Uniforms / PPE	260.00
23-04-2026	Just Sew Embroidery	Uniforms / PPE	219.00
23-04-2026	Just Sew Embroidery	Uniforms / PPE	60.15
23-04-2026	Just Sew Embroidery	Uniforms / PPE	208.20



Creditor Payment Report

01 April 2026 to 30 April 2026

Electronic Funds Transfer Payments			
Date	Creditor Name	Invoice Description	Inclusive
23-04-2026	Just Sew Embroidery	Uniforms / PPE	528.20
23-04-2026	Just Sew Embroidery	Uniforms / PPE	476.60
23-04-2026	Just Sew Embroidery	Uniform	621.00
23-04-2026	Acme Drycleaner and Laundry Service	Drycleaning Services	42.00
23-04-2026	Kmart Albany	Gym Supplies	93.00
23-04-2026	Kojaneerup Bush Fire Brigade	Brigade Contribution	1,000.00
23-04-2026	Lamington Design Ltd	Socks	850.24
23-04-2026	Landgate - Property & Valuations	Online Shop Purchases February 2026	293.40
23-04-2026	Landgate - Property & Valuations	Interim Valuations	77.52
23-04-2026	Landgate - Property & Valuations	Interim Valuations	25.84
23-04-2026	Landgate - Property & Valuations	Online Shop Purchases March 2026	195.60
23-04-2026	Lift Design	Lift Service	701.25
23-04-2026	Lochness Landscape Services	Mowing services	10,385.01
23-04-2026	Lochness Landscape Services	Mowing Services	2,500.00
23-04-2026	Lochness Landscape Services	Mowing Services	10,385.01
23-04-2026	L Mellows	Refund of Councillor Nomination deposit	100.00
23-04-2026	Manley Automotives Pty Ltd	Vehicle maintenance	1,350.00
23-04-2026	M Canning	Shortlist Fee	1,100.00
23-04-2026	M Almenning-O'Donnell	Refund - Animal Sterilisation	150.00
23-04-2026	Masters Psychology	EAP Services	297.00
23-04-2026	Masters Psychology	EAP Services	220.00
23-04-2026	Masters Psychology	EAP Services	100.00
23-04-2026	ML James	Stock Items - VAC	41.82
23-04-2026	Resident	Crossover Subsidy	357.75
23-04-2026	McIntosh and Son	Plant Parts and Repairs	126.06
23-04-2026	McLeods Lawyers Pty Ltd	Legal fees	127.60
23-04-2026	McLeods Lawyers Pty Ltd	Legal Fees	1,010.79
23-04-2026	MA Daw	Art items for resale	125.00
23-04-2026	Message4U Pty Ltd	Monthly Access Fee	46.20
23-04-2026	Military Shop & Brandz	Stock Items - Forts Store	447.39
23-04-2026	Military Shop & Brandz	Stock Items - Forts Store	160.09
23-04-2026	Military Shop & Brandz	Badges	255.40
23-04-2026	Monsterball Amusements And Hire	Dodgeball Arena	1,162.50
23-04-2026	Moray & Agnew Lawyers	Legal Fees	47,675.87
23-04-2026	Moray & Agnew Lawyers	Legal Fees	1,315.60
23-04-2026	Moray & Agnew Lawyers	Legal Fees	4,567.20
23-04-2026	Muir Wellstead	Diesel Purchases	2,851.80
23-04-2026	Museums Galleries Australia	Membership Fees	268.00
23-04-2026	MW Automation	Annual Service	528.00
23-04-2026	NA Hewitt	Stock Items - VAC	30.00
23-04-2026	NJ Gorman	Skip bins	1,313.40
23-04-2026	North Metropolitan Tafe	Course fees	71.00
23-04-2026	North Metropolitan Tafe	Staff Training	71.00
23-04-2026	North Metropolitan Tafe	Staff Training	71.00
23-04-2026	Office National Albany	Stationery / Office Supplies	11.40
23-04-2026	Office National Albany	Stationery / Office Supplies	31.00



Creditor Payment Report

01 April 2026 to 30 April 2026

Electronic Funds Transfer Payments			
Date	Creditor Name	Invoice Description	Inclusive
23-04-2026	Office National Albany	Stationery / Office Supplies	26.40
23-04-2026	Office National Albany	Stationery / Office Supplies	789.60
23-04-2026	Office National Albany	Stationery / Office Supplies	24.50
23-04-2026	Office National Albany	Stationery / Office Supplies	489.00
23-04-2026	Office National Albany	Stationery / Office Supplies	66.15
23-04-2026	Office National Albany	Stationery / Office Supplies	2,085.01
23-04-2026	Office National Albany	Stationery / Office Supplies	94.99
23-04-2026	Office National Albany	Stationery / Office Supplies	166.00
23-04-2026	Office National Albany	Stationery / Office Supplies	335.91
23-04-2026	Office National Albany	Stationery / Office Supplies	79.00
23-04-2026	Office National Albany	Stationery / Office Supplies	1,449.00
23-04-2026	Office National Albany	Stationery / Office Supplies	151.60
23-04-2026	Office National Albany	Stationery / Office Supplies	148.21
23-04-2026	Officeworks Superstores Pty Ltd	Stationery / Office Supplies	198.00
23-04-2026	Officeworks Superstores Pty Ltd	Stationery / Office Supplies	240.00
23-04-2026	Officeworks Superstores Pty Ltd	Stationery / Office Supplies	480.00
23-04-2026	Omnicom Media Group Australia Pty Ltd	Advertising	305.88
23-04-2026	Omnicom Media Group Australia Pty Ltd	Advertising	358.63
23-04-2026	Oncourt Tennis	Holiday Program	900.00
23-04-2026	Oranje.Dr Pty Ltd	Medical Services	156.00
23-04-2026	Origin Energy	LPG Equipment Fee	1,526.80
23-04-2026	Over The Wire	Pooled data allowance	49.50
23-04-2026	Paperbark Merchants	Gift Vouchers	16.73
23-04-2026	Paperbark Merchants	Library Book Stock	656.45
23-04-2026	Paperbark Merchants	Stock purchase	26.99
23-04-2026	Penrose Professional Lawncare	Mowing Services	330.00
23-04-2026	Penrose Professional Lawncare	Mowing Services	330.00
23-04-2026	Penrose Professional Lawncare	Mowing Services	330.00
23-04-2026	Phoenix Civil & Earthmoving Pty Ltd	C25029 Millbrook Rd widening and reconstruction	735,760.50
23-04-2026	Playlist Choir Incorporated	Quick Response Grant	1,000.00
23-04-2026	Premier Hotel Albany	Accommodation	196.00
23-04-2026	Premier Hotel Albany	Accommodation	98.00
23-04-2026	Premier Hotel Albany	Accommodation	49.00
23-04-2026	Premier Hotel Albany	Accommodation	196.00
23-04-2026	Premier Hotel Albany	Accommodation	98.00
23-04-2026	Premier Hotel Albany	Accommodation	98.00
23-04-2026	Quality Apartments Banksia Albany	Accommodation	1,375.20
23-04-2026	Qube Energy Pty Ltd	Pool Chemicals	1,515.73
23-04-2026	Quickstix Cleaning	Cleaning Services	575.00
23-04-2026	R & J Batteries Pty Ltd	Vehicle Parts / Maintenance	219.76
23-04-2026	R & J Batteries Pty Ltd	Vehicle Parts / Maintenance	109.88
23-04-2026	R & L Bitumen Service Pty Ltd	Bitumen Supply	2,395.80
23-04-2026	R & L Bitumen Service Pty Ltd	Bitumen Supply	1,331.00
23-04-2026	R & L Bitumen Service Pty Ltd	Bitumen Supply	532.40
23-04-2026	R & L Bitumen Service Pty Ltd	Bitumen Supply	1,597.20
23-04-2026	R & L Bitumen Service Pty Ltd	Bitumen Supply	2,662.00



Creditor Payment Report
01 April 2026 to 30 April 2026

Electronic Funds Transfer Payments			
Date	Creditor Name	Invoice Description	Inclusive
23-04-2026	R & L Bitumen Service Pty Ltd	Bitumen Supply	4,791.60
23-04-2026	Freak Maestro	Performance fees	200.00
23-04-2026	RA Stanich	Workshop	400.00
23-04-2026	SAI Global Australia Pty Ltd	Australian Standards	64.41
23-04-2026	S Dennison	Artist fee	750.00
23-04-2026	S Dennison	Great Southern Art Award judging	250.00
23-04-2026	Sapid Foods Pty Ltd	Catering	476.00
23-04-2026	Show Works Pty Ltd	Showcases	23,628.00
23-04-2026	Skillhire WA Pty Ltd	Casual Labour / Apprentices	2,715.12
23-04-2026	Skillhire WA Pty Ltd	Casual Labour / Apprentices	2,201.45
23-04-2026	Skillhire WA Pty Ltd	Casual Labour / Apprentices	1,651.09
23-04-2026	Soil Solutions Pty Ltd	Vegetation Management Services	24.32
23-04-2026	Soil Solutions Pty Ltd	Vegetation Management Supplies	81.00
23-04-2026	Soil Solutions Pty Ltd	Vegetation Management Supplies	31.28
23-04-2026	Soil Solutions Pty Ltd	Vegetation Management Supplies	81.00
23-04-2026	Soil Solutions Pty Ltd	Top Soil	191.52
23-04-2026	Soil Solutions Pty Ltd	Soil	14.56
23-04-2026	Soil Solutions Pty Ltd	Vegetation Management Supplies	185.92
23-04-2026	Soil Solutions Pty Ltd	Vegetation Management Supplies	47.88
23-04-2026	Soil Solutions Pty Ltd	Vegetation Management Supplies	37.24
23-04-2026	Soil Solutions Pty Ltd	Vegetation Management Supplies	54.00
23-04-2026	Soil Solutions Pty Ltd	Waste Disposal Services	8,970.00
23-04-2026	Soil Solutions Pty Ltd	Waste Disposal Services	97,578.30
23-04-2026	Soil Solutions Pty Ltd	Vegetation Management Supplies	104.34
23-04-2026	Soil Solutions Pty Ltd	Vegetation Management Supplies	112.00
23-04-2026	Soil Solutions Pty Ltd	Vegetation Management Supplies	96.52
23-04-2026	Soil Solutions Pty Ltd	Road Maintenance Supplies	4,162.00
23-04-2026	South Coast Sports Medicine	Workshop Presentation	230.00
23-04-2026	South Regional Tafe	Staff Training	118.40
23-04-2026	South Regional Tafe	Course fees	1,250.00
23-04-2026	South Regional Tafe	Course fees	1,250.00
23-04-2026	South Regional Tafe	Course Fees	1,250.00
23-04-2026	South Regional Tafe	Course fees	1,250.00
23-04-2026	South Regional Tafe	Staff Training	1,250.00
23-04-2026	South Regional Tafe	Staff Training	4,800.00
23-04-2026	Southcoast Security Service	Security Services	37,128.59
23-04-2026	Southern Site Hire	Pipe delivery	259.88
23-04-2026	Southern Site Hire	Event Hire	2,552.00
23-04-2026	Southern Site Hire	Event Hire	346.50
23-04-2026	Southern Tool And Fastener Co	Hardware Supplies / Tools	12.91
23-04-2026	Southern Tool And Fastener Co	Hardware Supplies / Tools	60.00
23-04-2026	Southern Tool And Fastener Co	Hardware Supplies / Tools	71.35
23-04-2026	Southern Tool And Fastener Co	Hardware Supplies / Tools	224.75
23-04-2026	St John Ambulance Western Australia Ltd	First Aid Supplies	12.39
23-04-2026	St John Ambulance Western Australia Ltd	Oxygen equipment	1,443.10
23-04-2026	St John Ambulance Western Australia Ltd	Consumables & service fee	189.16



Creditor Payment Report

01 April 2026 to 30 April 2026

Electronic Funds Transfer Payments			
Date	Creditor Name	Invoice Description	Inclusive
23-04-2026	St John Ambulance Western Australia Ltd	Consumables and service fee	243.49
23-04-2026	St John Ambulance Western Australia Ltd	CPR Training	89.00
23-04-2026	St John Ambulance Western Australia Ltd	CPR Training	89.00
23-04-2026	St John Ambulance Western Australia Ltd	First Aid Training	180.00
23-04-2026	St John Ambulance Western Australia Ltd	First Aid Supplies	150.00
23-04-2026	St John Ambulance Western Australia Ltd	First Aid Supplies	1,051.84
23-04-2026	St John Ambulance Western Australia Ltd	First Aid Course	180.00
23-04-2026	Stantec Australia Pty Ltd	Superintendent Services	146.85
23-04-2026	Stantec Australia Pty Ltd	Design services	4,262.50
23-04-2026	Stantec Australia Pty Ltd	Design Services	8,525.00
23-04-2026	Stantec Australia Pty Ltd	Consultancy Services	3,231.53
23-04-2026	Star Sales and Service	Speed Feed Head	144.00
23-04-2026	Statewide Bearings	Plant Parts and Repairs	293.42
23-04-2026	Stirling Print	Printing Services	1,750.00
23-04-2026	Sunny Industrial Brushware	Plant Parts and Repairs	1,930.50
23-04-2026	Sunny Industrial Brushware	Plant Parts and Repairs	3,234.00
23-04-2026	The Clarence on Melville	Accommodation	212.00
23-04-2026	Synergy	Electricity Charges	1,663.13
23-04-2026	Synergy	Electricity Charges	29,313.18
23-04-2026	T & C Supplies Pty Ltd	Hardware Supplies / Tools	1,064.70
23-04-2026	T & C Supplies Pty Ltd	Hardware Supplies / Tools	53.51
23-04-2026	T & C Supplies Pty Ltd	Hardware Supplies / Tools	572.88
23-04-2026	T & C Supplies Pty Ltd	Hardware Supplies / Tools	883.01
23-04-2026	T & C Supplies Pty Ltd	Hardware Supplies / Tools	435.32
23-04-2026	TBB Planning Pty Ltd	Professional services	52,876.15
23-04-2026	Team Global Express Pty Ltd	Freight Charges	278.40
23-04-2026	The 12 Volt World	Vehicle maintenance	544.25
23-04-2026	The 12 Volt World	Plant Parts and Repairs	300.00
23-04-2026	The 12 Volt World	Plant Parts and Repairs	90.00
23-04-2026	The Factory Aust Pty Ltd	Christmas Damages	16,335.00
23-04-2026	The Local Government Racing & Cemeteries Employees Union (WA)	Payroll union membership deductions	96.00
23-04-2026	The Locals	Mozzie spray	265.72
23-04-2026	The Muffin Queen	Catering	315.00
23-04-2026	The Muffin Queen	Catering	400.00
23-04-2026	The Muffin Queen	Catering	504.00
23-04-2026	The West Australian Newspapers Limited	Newspaper Delivery	710.39
23-04-2026	The West Australian Newspapers Limited	Advertising	878.90
23-04-2026	Think Water Great Southern	Reticulation	924.00
23-04-2026	Think Water Great Southern	Reticulation Supplies	120.00
23-04-2026	Think Water Great Southern	Irrigation	3,419.07
23-04-2026	Think Water Great Southern	Reticulation Supplies	759.00
23-04-2026	Think Water Great Southern	Reticulation Supplies	2,673.00
23-04-2026	Three Chillies Design Pty Ltd	Supply of Gravel	2,970.00
23-04-2026	Tim Franklin Engineering	Engineering report	12,540.00
23-04-2026	Tool Kit Depot	Toolbox	502.55
23-04-2026	Total Ventilation Hygiene Pty Ltd	Air con repairs	680.68



Creditor Payment Report

01 April 2026 to 30 April 2026

Electronic Funds Transfer Payments			
Date	Creditor Name	Invoice Description	Inclusive
23-04-2026	Customer Service Officer	Staff Reimbursement	24.95
23-04-2026	Trailblazers	Work uniform	234.60
23-04-2026	Trailblazers	Safety Boots	248.40
23-04-2026	Truck Centre WA Pty Ltd	Plant Parts and Repairs	747.12
23-04-2026	Truckline	Plant Parts and Repairs	232.10
23-04-2026	Turtle Traffic Pty Ltd	Traffic Control	1,338.45
23-04-2026	Turtle Traffic Pty Ltd	Traffic control	1,275.18
23-04-2026	Turtle Traffic Pty Ltd	Traffic control	874.97
23-04-2026	Turtle Traffic Pty Ltd	Traffic Control	584.16
23-04-2026	Turtle Traffic Pty Ltd	Turtle Traffic	1,299.46
23-04-2026	Turtle Traffic Pty Ltd	Traffic control	1,168.92
23-04-2026	Turtle Traffic Pty Ltd	Traffic control	1,163.74
23-04-2026	Turtle Traffic Pty Ltd	Traffic control	2,350.57
23-04-2026	Turtle Traffic Pty Ltd	Traffic control	3,170.66
23-04-2026	Tutt Bryant Equipment	Plant Parts and Repairs	924.99
23-04-2026	Ulverscroft Large Print Books	Large Print books	1,105.50
23-04-2026	Vancouver Waste Services Pty Ltd	Plant Maintenance	276.82
23-04-2026	VL Way	Artwork Sales	179.40
23-04-2026	WA Bush Honey	Honey - AVC stock item	270.00
23-04-2026	WA Naturally Publications	Stock Items - Visitor Centre	398.10
23-04-2026	Water Corporation	Water / Service Charges	18,948.93
23-04-2026	Water Corporation	Water / Service Charges	362.87
23-04-2026	Water Corporation	Water / Service Charges	167.83
23-04-2026	Water Corporation	Water / Service Charges	170.20
23-04-2026	Water Corporation	Water / Service Charges	313.25
23-04-2026	Water Corporation	Water / Service Charges	42.17
23-04-2026	Water Corporation	Water / Service Charges	1,060.30
23-04-2026	Water Corporation	Water / Service Charges	105.42
23-04-2026	Water Corporation	Water / Service Charges	18.07
23-04-2026	Water Corporation	Water / Service Charges	204.82
23-04-2026	Water Corporation	Water / Service Charges	317.74
23-04-2026	Water Corporation	Water / Service Charges	3,329.03
23-04-2026	Water Corporation	Water / Service Charges	131.05
23-04-2026	Water Corporation	Water / Service Charges	30.12
23-04-2026	Water Corporation	Water / Service Charges	782.08
23-04-2026	Water Technology Pty Ltd	Professional services	2,926.00
23-04-2026	Wavetrak Oceania Pty Ltd	Surf Monitoring Camera	13,820.00
23-04-2026	Wellstead Community Resource Centre Incorporated	Internet Services	105.00
23-04-2026	West Digital Television Pty Ltd	Advertising Services	275.00
23-04-2026	Western Australian Local Government Association	Staff training	517.00
23-04-2026	Western Australian Local Government Association	Staff training	407.00
23-04-2026	Western Australian Museum Albany	Verge Mowing	5,612.49
23-04-2026	Westshred Document Disposal	Document Disposal	652.30
23-04-2026	WIN Television Network Pty Ltd	Advertising	275.00
23-04-2026	Windssocks Australia Pty Ltd	Windssocks	1,388.14



Creditor Payment Report

01 April 2026 to 30 April 2026

Electronic Funds Transfer Payments			
Date	Creditor Name	Invoice Description	Inclusive
23-04-2026	Wine Show of Western Australia	Trophy Sponsorship	2,750.00
23-04-2026	Woolworths Group Limited	Staff Amenities	125.54
23-04-2026	Zenith Laundry	Laundry Expenses	26.98
23-04-2026	Zenith Laundry	Laundry Expenses	27.26
23-04-2026	Zenith Laundry	Laundry Expenses	33.18
23-04-2026	Zenith Laundry	Laundry Expenses	36.21
30-04-2026	303 Mullenlowe Australia Pty Ltd	Marketing Services	7,729.15
30-04-2026	Australian Communications Engineering	Raise Telstra Pit	5,500.00
30-04-2026	AD Contractors Pty Ltd	Plant and Equipment hire	15,170.39
30-04-2026	Advertiser Print	Printing Services	840.00
30-04-2026	Advertiser Print	Printing	85.00
30-04-2026	Albany And Regional Volunteer Service	Milestone Payment	5,500.00
30-04-2026	Albany Bridge Club	Room Hire	45.00
30-04-2026	Albany Chamber of Commerce & Industry Inc	Monopoly	990.00
30-04-2026	Albany Eisteddfod Committee Inc	Quick Response Grant	1,000.00
30-04-2026	Albany Event Hire	Hire of Equipment for Event	401.36
30-04-2026	Albany Fencing Contractors	Fencing - sporting fields	67,040.00
30-04-2026	Albany Indoor Plant Hire And Sales	Indoor Plant Hire	77.00
30-04-2026	Albany Indoor Plant Hire And Sales	Indoor Plant Hire	508.20
30-04-2026	Albany Indoor Plant Hire And Sales	Indoor Plant Hire	154.00
30-04-2026	Albany Indoor Plant Hire And Sales	Desktop planter	27.50
30-04-2026	Albany Irrigation & Drilling	Irrigation Parts / Maintenance	1,475.50
30-04-2026	Albany Lock & Security	Locksmith	423.57
30-04-2026	Albany Lock & Security	Locksmith / Security Services	199.05
30-04-2026	Albany Lock & Security	Locksmith / Security Services	239.47
30-04-2026	Albany Maritime Foundation	Quick Response Grant 2025/26	1,000.00
30-04-2026	Albany Plumbing And Gas	Plumbing services	483.55
30-04-2026	Albany Plumbing And Gas	Plumbing services	126.00
30-04-2026	Albany Quality Lawnmowing	Mowing Services	130.00
30-04-2026	Albany Radio Communications	Parts	577.00
30-04-2026	Albany Retravision	Clear Case	248.00
30-04-2026	Albany Signs	Printing Services	126.50
30-04-2026	Albany Signs	Printing Services	237.60
30-04-2026	Albany Signs	Signage	880.00
30-04-2026	Albany Tanks	Water carting	440.00
30-04-2026	Albany Tyrepower	Vehicle Parts / Maintenance	120.00
30-04-2026	Albany V-Belt And Rubber	Snatch strap	1,416.25
30-04-2026	Albany Weavers Inc	Creative Support Grant 2026	1,389.54
30-04-2026	All Seasons Timber	Repair of Heritage Drains	15,466.00
30-04-2026	Alliance Distribution Services	Stock Items	287.93
30-04-2026	Alliance Distribution Services	Stock Items	644.05
30-04-2026	AMPAC Debt Recovery (WA) Pty Ltd	Collection Services	44.00
30-04-2026	Ampol Australia Petroleum Pty Ltd	Fuel delivery	7,420.90
30-04-2026	Ampol Australia Petroleum Pty Ltd	Fuel delivery	20,476.56
30-04-2026	Anaconda Group Pty Ltd	Inflatable pool	14.99
30-04-2026	Arcadia Trees Pty Ltd	Vegetation Management Services	3,960.00



Creditor Payment Report
01 April 2026 to 30 April 2026

Electronic Funds Transfer Payments			
Date	Creditor Name	Invoice Description	Inclusive
30-04-2026	Aurora Environmental Albany	Consultancy Services	1,705.00
30-04-2026	Aussie Broadband Limited	Internet Fees	328.00
30-04-2026	Bespoke Welding & Engineering	Welding / Fabrication	390.24
30-04-2026	BOC Gases Australia Limited	Container Service	119.45
30-04-2026	Brightmark Group Pty Ltd	Litter Collection	99.00
30-04-2026	Brightmark Group Pty Ltd	Cleaning Services	60.50
30-04-2026	Brooks Hire Service Pty Ltd	Plant and Equipment hire	1,408.31
30-04-2026	Brooks Hire Service Pty Ltd	Plant and Equipment hire	704.15
30-04-2026	Butter. Cafe and Catering	Catering	495.00
30-04-2026	Cabcharge Payments Pty Ltd	Taxi Charges	288.86
30-04-2026	Camlyn Springs	Water Refills	272.00
30-04-2026	Carbon Leasing And Rentals Pty Ltd	Novated Lease Charges	856.66
30-04-2026	CGS Quality Cleaning	Cleaning Services	1,100.00
30-04-2026	CGS Quality Cleaning	Cleaning Services	220.00
30-04-2026	CGS Quality Cleaning	Cleaning Services	154.00
30-04-2026	CGS Quality Cleaning	Cleaning Services	1,012.00
30-04-2026	CGS Quality Cleaning	Cleaning Services	741.60
30-04-2026	Choiceone Pty Ltd	Casual Labour / Apprentices	2,103.61
30-04-2026	Choiceone Pty Ltd	Casual Labour / Apprentices	2,220.81
30-04-2026	Coles Supermarkets Australia Pty Ltd	Catering	144.00
30-04-2026	Commercial Aquatics Australia (WA) Pty Ltd	Plant Parts and Repairs	1,741.30
30-04-2026	Daimler Trucks Perth	Vehicle Parts / Maintenance	695.20
30-04-2026	DM Annison	Postcards	495.00
30-04-2026	Datacom Solutions (Au) Pty Ltd	Credit Card Transaction Processing	102.03
30-04-2026	D Leech	Stock Items - Forts Store	320.00
30-04-2026	Campground Caretaker	Staff Reimbursement	277.68
30-04-2026	DM Bunn	Sale of Paintings	1,003.64
30-04-2026	Department of Transport	Disclosure of Information Fees	61.20
30-04-2026	Department of Transport	Disclosure of Information Fees	45.90
30-04-2026	Department of Transport	Disclosure of Information Fees	66.30
30-04-2026	Community Development Officer	Staff reimbursement	69.45
30-04-2026	E-Stralian Pty Ltd	E-bike lease	324.34
30-04-2026	E-Teq Resources	Service ablution	496.65
30-04-2026	E-Teq Resources	Liquid Waste Disposal Services	450.00
30-04-2026	Elite Steel Fabrication	Fabrication Services	18,480.00
30-04-2026	Ents Forestry	Manage Treefarm	6,089.40
30-04-2026	Evertrans	Vehicle Purchase	89,430.00
30-04-2026	The Forever Party	Performance deposit	600.00
30-04-2026	First National Bairstow Kerr	Rent	285.00
30-04-2026	Freestyle Now	Competition Management	6,710.00
30-04-2026	G & M Detergents & Hygiene Services Albany	Cleaning / Hygiene Supplies	2,914.16
30-04-2026	G & M Detergents & Hygiene Services Albany	Hygiene Services	173.32
30-04-2026	Great southern Tree Care Pty Ltd	Vegetation Management	2,830.00
30-04-2026	Green Skills Incorporated	Vegetation Management Services	1,862.88
30-04-2026	Mayor Stocks	Reimbursement	90.45
30-04-2026	Handasydes	Coffee Vouchers	114.00



Creditor Payment Report
01 April 2026 to 30 April 2026

Electronic Funds Transfer Payments			
Date	Creditor Name	Invoice Description	Inclusive
30-04-2026	Harley Dykstra Pty Ltd	Professional Services	981.75
30-04-2026	Harper Collins Publishers Australia Pty Ltd	Stock Items - Forts Store	1,477.25
30-04-2026	Heidelberg Materials Australia Pty Ltd	Concreting Supply	1,823.80
30-04-2026	HJ Fitzhardinge	Stock Items - Box Office	20.00
30-04-2026	Highway Wreckers	Vehicle removal	250.00
30-04-2026	Impact Services Pty Ltd	Casual Labour / Apprentices	111.07
30-04-2026	Impact Services Pty Ltd	Casual Labour / Apprentices	94.44
30-04-2026	Impact Services Pty Ltd	Casual Labour / Apprentices	94.13
30-04-2026	Impact Services Pty Ltd	Casual Labour / Apprentices	3,748.43
30-04-2026	InPipe Training	Staff Training	16,810.50
30-04-2026	Ixom	Chlorine Gas	4,206.40
30-04-2026	J And S Castlehow Electrical Services	Electrical Services	593.87
30-04-2026	J And S Castlehow Electrical Services	Electrical Services	26.99
30-04-2026	J And S Castlehow Electrical Services	Electrical Services	53.99
30-04-2026	J And S Castlehow Electrical Services	Electrical Services	35.99
30-04-2026	J And S Castlehow Electrical Services	Electrical Services	9.00
30-04-2026	J And S Castlehow Electrical Services	Electrical Services	242.95
30-04-2026	J And S Castlehow Electrical Services	Electrical Services	521.88
30-04-2026	J And S Castlehow Electrical Services	Electrical Services	422.91
30-04-2026	J And S Castlehow Electrical Services	Electrical Services	413.91
30-04-2026	J And S Castlehow Electrical Services	Electrical Services	1,340.70
30-04-2026	J And S Castlehow Electrical Services	Electrical Services	62.99
30-04-2026	J And S Castlehow Electrical Services	Electrical Services	53.99
30-04-2026	J And S Castlehow Electrical Services	Electrical Services	44.99
30-04-2026	J And S Castlehow Electrical Services	Electrical Services	26.99
30-04-2026	J And S Castlehow Electrical Services	Electrical Services	251.94
30-04-2026	J And S Castlehow Electrical Services	Electrical Services	881.80
30-04-2026	J And S Castlehow Electrical Services	Electrical Services	106.37
30-04-2026	J And S Castlehow Electrical Services	Electrical Services	73.41
30-04-2026	J And S Castlehow Electrical Services	Electrical Services	157.39
30-04-2026	J And S Castlehow Electrical Services	Electrical Services	269.94
30-04-2026	J And S Castlehow Electrical Services	Electrical Services	197.69
30-04-2026	J And S Castlehow Electrical Services	Electrical Services	751.12
30-04-2026	J And S Castlehow Electrical Services	Electrical Services	393.69
30-04-2026	J And S Castlehow Electrical Services	Electrical Services	390.01
30-04-2026	J And S Castlehow Electrical Services	Electrical Services	2,010.80
30-04-2026	J And S Castlehow Electrical Services	Electrical Services	2,852.84
30-04-2026	J And S Castlehow Electrical Services	Electrical Services	13,576.20
30-04-2026	J And S Castlehow Electrical Services	Electrical Services	1,949.20
30-04-2026	J And S Castlehow Electrical Services	Electrical Services	2,997.24
30-04-2026	J And S Castlehow Electrical Services	Electrical Services	104.50
30-04-2026	J And S Castlehow Electrical Services	Electrical Services	156.75
30-04-2026	J And S Castlehow Electrical Services	Electrical Services	313.50
30-04-2026	J Woolf	Animal Collection Service	570.00
30-04-2026	Just Sew Embroidery	Uniforms / PPE	225.85
30-04-2026	Just Sew Embroidery	Uniforms / PPE	144.05



Creditor Payment Report
01 April 2026 to 30 April 2026

Electronic Funds Transfer Payments			
Date	Creditor Name	Invoice Description	Inclusive
30-04-2026	Just Sew Embroidery	Uniforms / PPE	54.70
30-04-2026	Just Sew Embroidery	Uniform	46.05
30-04-2026	Just Sew Embroidery	Uniform	234.50
30-04-2026	Just Sew Embroidery	Uniform	235.20
30-04-2026	J Gamblin	Prize Payment	1,000.00
30-04-2026	Kanga Loaders WA	Supply materials	321.20
30-04-2026	Kimberley Training and Assessment Pty Ltd	Training and Assessing Services	1,400.00
30-04-2026	Kmart Albany	Towels	254.25
30-04-2026	Manager Economic Development and Commercial Services	Staff Reimbursement	249.85
30-04-2026	LJ Chambers	Prize Payment	1,000.00
30-04-2026	Lower King Store	Diesel	97.55
30-04-2026	Lower King Store	Diesel	62.80
30-04-2026	Officer	Staff Reimbursement	22.99
30-04-2026	Swimming Instructor	Staff Reimbursement	24.95
30-04-2026	Masters Psychology	EAP Services	220.00
30-04-2026	McIntosh and Son	Vehicle Parts / Maintenance	451.59
30-04-2026	Melbourne Observer	Advertising	250.00
30-04-2026	M Boughey	Artwork	750.00
30-04-2026	Mettler-Toledo Ltd	Plant Parts and Repairs	3,646.47
30-04-2026	Mettler-Toledo Ltd	Plant Parts and Repairs	3,148.97
30-04-2026	Military Shop & Brandz	Stock Items - Forts Store	8,010.41
30-04-2026	M Burke	Artwork Sales	75.00
30-04-2026	Mother Earth Dreams	Jewellery	234.00
30-04-2026	Muddy Bottom Creek	Catering	190.00
30-04-2026	Mule Creative	Kinjarling Connect Report	9,680.00
30-04-2026	Nev Clarke Art Photography	Photography	700.00
30-04-2026	Nilfisk Pty Ltd	Floor Clen	2,517.46
30-04-2026	Nordic Fitness Equipment	Gym Wipes	1,429.45
30-04-2026	Office National Albany	Stationery / Office Supplies	27.50
30-04-2026	Office National Albany	Stationery / Office Supplies	94.00
30-04-2026	Office National Albany	Office Supplies / Stationery	36.20
30-04-2026	Office National Albany	Office Supplies / Stationery	32.50
30-04-2026	Office National Albany	Office Supplies / Stationery	136.80
30-04-2026	Office National Albany	Office Supplies / Stationery	633.60
30-04-2026	On Point Welding	Manufacture Sand Box	850.00
30-04-2026	Orikan New Zealand Limited	Software Subscription Fees	193.19
30-04-2026	Paywise Pty Ltd	Novated Lease Charges	3,229.56
30-04-2026	Penguin Random House Distribution	Stock Items - Forts Store	1,908.30
30-04-2026	Premier Hotel Albany	Lighting Of The Sound Package	49.00
30-04-2026	Premier Hotel Albany	Lighting Of The Sound Package	49.00
30-04-2026	Quickstix Cleaning	Cleaning Services	910.00
30-04-2026	Quickstix Cleaning	Cleaning Services	315.00
30-04-2026	R & J Batteries Pty Ltd	Vehicle Parts / Maintenance	439.23
30-04-2026	R & J Batteries Pty Ltd	Vehicle Parts / Maintenance	209.35
30-04-2026	R-Group International	Azure Plan	1,388.50
30-04-2026	Rebus Restrooms	Construction Services	89,100.33



Creditor Payment Report

01 April 2026 to 30 April 2026

Electronic Funds Transfer Payments			
Date	Creditor Name	Invoice Description	Inclusive
30-04-2026	Redmond Community Association	Rural Hall Funding	5,500.00
30-04-2026	Replas WA	Furniture	14,825.80
30-04-2026	RP Infrastructure Pty Ltd	Services Rendered March 2026	5,192.00
30-04-2026	Samantha Earle	Workshop - Native Oil and Syrup Infusions - 02/04/2026	480.00
30-04-2026	Shape Urban Pty Ltd	Consultation services	11,251.17
30-04-2026	Slimline Warehouse	Exhibition pedestal	583.87
30-04-2026	Campground Caretaker	Staff Reimbursement	168.48
30-04-2026	Soil Solutions Pty Ltd	Vegetation Management Supplies	81.00
30-04-2026	Soil Solutions Pty Ltd	Vegetation Management Supplies	3,889.60
30-04-2026	Soil Solutions Pty Ltd	Vegetation Management Supplies	81.00
30-04-2026	Soil Solutions Pty Ltd	Vegetation Management Supplies	989.50
30-04-2026	Soil Solutions Pty Ltd	Road Maintenance Supplies	2,000.00
30-04-2026	South Regional Tafe	Staff Training	5,666.60
30-04-2026	St John Ambulance Western Australia Ltd	First Aid Course	180.00
30-04-2026	Stantec Australia Pty Ltd	Engineering Services	2,750.00
30-04-2026	Star Sales and Service	Paint	4,597.00
30-04-2026	Synergy	Electricity Charges - grouped	33,811.14
30-04-2026	Synergy	Electricity Charges	1,195.29
30-04-2026	Synergy	Electricity Charges	6,542.70
30-04-2026	Synergy	Electricity Charges	6,062.06
30-04-2026	Synergy	Electricity Charges	1,413.21
30-04-2026	T & C Supplies Pty Ltd	Hardware Supplies / Tools	116.17
30-04-2026	T & C Supplies Pty Ltd	Hardware Supplies / Tools	239.00
30-04-2026	Team Global Express Pty Ltd	Freight Charges	569.69
30-04-2026	Team Global Express Pty Ltd	Freight Charges	1,282.66
30-04-2026	Team Global Express Pty Ltd	Freight	274.91
30-04-2026	The Muffin Queen	Catering	360.00
30-04-2026	The Muffin Queen	Catering Services	960.00
30-04-2026	The Royal Life Saving Society WA Inc	Call Centre Fees	1,088.01
30-04-2026	Mandala Ace Accommodation	Accommodation	145.00
30-04-2026	The West Australian Newspapers Limited	Newspaper Delivery	307.80
30-04-2026	Total Green Recycling	E-Waste Recycling	3,031.91
30-04-2026	Total Ventilation Hygiene Pty Ltd	Ventilation services	360.00
30-04-2026	Total Ventilation Hygiene Pty Ltd	Ventilation services	4,449.98
30-04-2026	Total Ventilation Hygiene Pty Ltd	Coolroom replacement	10,665.72
30-04-2026	Total Ventilation Hygiene Pty Ltd	Air Con Unit - Repairs / Maintenance	306.54
30-04-2026	Trailblazers	Work Boots	207.00
30-04-2026	Truck Centre WA Pty Ltd	Vehicle Parts / Maintenance	418.16
30-04-2026	Turtle Traffic Pty Ltd	Traffic Management	13,350.60
30-04-2026	Urbis	Heritage Consultancy	865.00
30-04-2026	Voegeler Creations	Medal backing boards	348.64
30-04-2026	Water Corporation	Water / Service Charges	6.02
30-04-2026	Water Corporation	Water / Service charges	51.20
30-04-2026	Water Corporation	Water / Service Charges	807.22
30-04-2026	Water Corporation	Water / Service charges	331.32
30-04-2026	Westshred Document Disposal	Paper Disposal Services	629.20



Creditor Payment Report
01 April 2026 to 30 April 2026

Electronic Funds Transfer Payments			
Date	Creditor Name	Invoice Description	Inclusive
30-04-2026	Westshred Document Disposal	Documents Shredded Services	30.00
30-04-2026	Whitfield Estate & Pawprint Chocolate	Stock Items - Forts Store	1,354.04
30-04-2026	Woolworths Group Limited	Office / Kitchen Supplies	100.19
30-04-2026	Wurth Australia Pty Ltd	Vehicle Parts / Maintenance	25.08
30-04-2026	Wurth Australia Pty Ltd	Vehicle Parts / Maintenance	592.63
30-04-2026	Youngs Siding General Store	Fuel Purchase	1,343.40
30-04-2026	Zenith Laundry	Laundry Services	42.44
30-04-2026	Albany Signs	Signage	99.00
30-04-2026	CGS Quality Cleaning	Cleaning Services	928.07
30-04-2026	Cr McKinley	Monthly Councillor Payment April 2026	3,248.34
30-04-2026	Mayor Stocks	Monthly Councillor Payment April 2026	13,102.42
30-04-2026	Cr Clarke	Monthly Councillor Payment April 2026	3,248.34
30-04-2026	Impact Services Pty Ltd	Casual Labour / Apprentices	142.81
30-04-2026	Cr Maclaren	Monthly Councillor Payment April 2026	3,248.34
30-04-2026	Cr Lionetti	Monthly Councillor Payment April 2026	3,248.34
30-04-2026	Cr Terry	Monthly Councillor Payment April 2026	5,342.34
30-04-2026	Cr Stephens	Monthly Councillor Payment April 2026	3,248.34
30-04-2026	Cr Sutton	Monthly Councillor Payment April 2026	3,248.34
30-04-2026	Roberts Gardiner Architects	Progress Claim 1 - concept designs for Eastern Pavillion	3,465.00
30-04-2026	Skillhire WA Pty Ltd	Casual Labour / Apprentices	2,513.32
30-04-2026	Team Global Express Pty Ltd	Freight Charges	392.92
30-04-2026	Cr Brough	Monthly Councillor Payment April 2026	3,248.34
30-04-2026	Woolworths Group Limited	Daycare Groceries	717.52
30-04-2026	Woolworths Group Limited	Daycare Groceries	44.70
30-04-2026	Woolworths Group Limited	Daycare Groceries	752.99
EFT Total			10,449,772.18

Other Payments (including Direct Debits)			
Date	Payee	Description	Inclusive Amount
02-04-2026	Various - staff	Salaries	986,744.11
02-04-2026	SuperChoice P/L	Superannuation - staff	202,254.82
13-04-2026	SuperChoice P/L	Superannuation - subcontractors	240.00
16-04-2026	Various - staff	Salaries	976,839.78
22-04-2026	SuperChoice P/L	Superannuation - staff	201,497.07
24-04-2026	SuperChoice P/L	Superannuation - councillors	4,626.97
30-04-2026	Various - staff	Salaries	976,563.28
Other Total			3,348,766.03
Grand Total			13,798,538.21

CITY OF ALBANY
LIST OF ACCOUNTS FOR PAYMENT
FOR THE PERIOD ENDING 28 APRIL 2026

CREDIT CARD TRANSACTIONS

DATE	PAYEE	DESCRIPTION	AMOUNT
Chief Executive Officer			
10/04/2026	VANCOUVER STREET CAFÉ	CEO and Cr Clarke - coffee	\$12.00
17/04/2026	QANTAS AIRWAYS LIMITED	Return flights PER - CAN - for Mayor Stocks to attend the National General Assembly conference in Canberra in June 2026	\$2,065.10
17/04/2026	QANTAS AIRWAYS LIMITED	Return flights PER - CAN for CEO to attend the National General Assembly conference in Canberra in June 2026	\$2,065.10
17/04/2026	QANTAS AIRWAYS LIMITED	Return flights PER - CAN - for the Mayor's wife to travel with the Mayor to attend National General Assembly Conference in Canberra in June 2026 This amount is to be reimbursed	\$2,065.10
23/04/2026	CAFE ESPRESSO ONE	CEO meeting with Great Southern Development Commission CEO	\$11.17
29/04/2026	QANTAS AIRWAYS LIMITED	Charges for changes to return flights for Mayor and Mrs Stocks	\$492.68
Events Coordinator			
01/04/2026	SPOTLIGHT ALBANY	Albany Maritime Festival 2026 supplies	\$99.60
13/04/2026	WOOLWORTHS	Youth Week supplies	\$42.35
13/04/2026	ALBANY IGA	Youth Week Event supplies	\$15.80
13/04/2026	WOOLWORTHS	Youth Week supplies	\$44.15
23/04/2026	HARVEY NORMAN	Albany Maritime Festival supplies	\$137.00
PA Executive Director Community Services			
09/04/2026	FACEBOOK	Social Media advertising	\$1,046.85
30/03/2026	INTNL TRANSACTION FEE	Subscription	\$0.36
30/03/2026	SHOPIFY	Subscription	\$14.49
30/03/2026	LOCKEEZ LUNCHBAR	Catering - City of Perth Visit - 27 March 2026 - 8 Pax	\$63.00
30/03/2026	ROYALE PATISSERIE	Catering - City of Perth Visit - 27 March 2026 - 8 Pax	\$9.61
31/03/2026	NORTH ROAD SUPA IGA	Catering - City of Perth Visit - 27 March 2026 - 8 Pax	\$25.98
31/03/2026	REX	Flights - PER to ALB Return - Sports Person of the Year Awards Speaker - M Readings	\$793.41
02/04/2026	GOOGLE ADS	Cost per Click Advertising - NAC	\$1.23
07/04/2026	INTUIT MAILCHIMP	Monthly Mailchimp Plan - Communications	\$598.75
09/04/2026	SOUNDTRACK	ALAC - Subscription - Music Service	\$65.69

CITY OF ALBANY
LIST OF ACCOUNTS FOR PAYMENT
FOR THE PERIOD ENDING 28 APRIL 2026

CREDIT CARD TRANSACTIONS

DATE	PAYEE	DESCRIPTION	AMOUNT
09/04/2026	INTNL TRANSACTION FEE	ALAC - Subscription - Music Service	\$1.64
21/04/2026	REX	Flights PER to ALB Return - Sports Person of the Year Awards 2026 - P Boll	\$870.78
22/04/2026	WIXCOM AUSTRALIA PTY	Monthly Subscription	\$7.41
23/04/2026	TOODYAY MANOR	Accommodation - Conference - Library Officer & Local History Coordinator	\$1,374.00
28/04/2026	ALL THE KINGS HORSES	Accommodation - Visual Art Officer	\$180.00
28/04/2026	SHOPIFY	Subscription	\$14.07
28/04/2026	INTNL TRANSACTION FEE	Subscription	\$0.35
Operations Administration Officer			
07/04/2026	WOOLWORTHS	Depot kitchen supplies	\$56.50
07/04/2026	WOOLWORTHS	Office supplies	\$10.00
14/04/2026	DMIRS EAST PERTH	High risk work licence	\$44.00
Leading Hand - Workshop			
01/04/2026	WOOLWORTHS	Cleaning Products	\$8.80
01/04/2026	WOOLWORTHS	Cleaning Products	\$2.50
07/04/2026	BUNNINGS	Cleaning Products	\$43.53
Trades Supervisor			
13/04/2026	BUNNINGS 608000	Repair supplies	\$38.00
16/04/2026	T AND C SUPPLIES	Cleaning supplies	\$399.00
16/04/2026	BUNNINGS 608000	Tool supplies	\$81.85
16/04/2026	NUTRIEN AG SOLUTIONS L	150 x 36 cca round eail	\$42.73
PA to Mayor and Councillors			
10/03/2026	LLWG WA PTY LTD	Accommodation People and Culture staff attending Regional Risk Forum in Manjimup	\$965.93
12/03/2026	LLWG WA PTY LTD	Meals for HR staff attending Regional Risk Conference in Manjimup	\$114.41
30/03/2026	BUNNINGS 608000	Glass jar for staff easter egg guessing competition	\$34.98
07/04/2026	MIDDLETON ROAD ROASTER	Ground coffee for functions	\$78.00
14/04/2026	PLANNING INSTITUTE AUS	Cr MacLaren training with the Planning Institute	\$1,140.00
14/04/2026	REX	Flights for Cr MacLaren to travel to undertake training	\$435.39

CITY OF ALBANY
LIST OF ACCOUNTS FOR PAYMENT
FOR THE PERIOD ENDING 28 APRIL 2026

CREDIT CARD TRANSACTIONS

DATE	PAYEE	DESCRIPTION	AMOUNT
20/04/2026	PAPERBARK MERCHANTS	Mrs Stocks to attend the Sports Person of the Year Awards	\$120.00
20/04/2026	EB *Great Southern Bud	Ticket to state Budget presentation for Cr Clarke	\$44.00
Cultural Development Officer			
07/04/2026	DEPT OF RACING GAMIN	Occasional Liquor Licence	\$62.00
08/04/2026	MOSHTIX PTY LTD	WAMCon 2026 attendance	\$154.28
Library Officer			
30/03/2026	CANVA	Subscription renewal	\$335.76
30/03/2026	OFFICEWORKS	Stationary	\$77.75
30/03/2026	EB GAMES	Youth Week games vouchers	\$80.00
07/04/2026	COLES	Cleaning supplies	\$8.90
07/04/2026	COLES	School Holiday program supplies	\$32.40
07/04/2026	EB GAMES	Supplies for Youth Week Tournament	\$139.95
09/04/2026	SHRI ANANTA PTY LTD	Staff supplies	\$9.00
09/04/2026	BREDCO	Vouchers	\$30.41
09/04/2026	THEHAPPYGIRAFFE	Activity supplies	\$79.80
13/04/2026	COLES	Kitchen supplies	\$64.65
17/04/2026	PATCHWORK PLACE	Craft supplies	\$16.00
17/04/2026	SHRI ANANTA PTY LTD	Staff supplies	\$9.00
20/04/2026	EB GAMES	Purchase Request EB Pokemon Legends Local Stock	\$57.00
23/04/2026	SHRI ANANTA PTY LTD	Staff supplies	\$9.00
24/04/2026	BUNNINGS	Office supplies	\$13.71
Technical Support Officer			
30/03/2026	SCRIBEHOW	Monthly Software Subscription	\$420.67
30/03/2026	INTNL TRANSACTION FEE	INTNL Fee for Scribe	\$10.52
31/03/2026	WONDERSHARE	Annual Software Subscription	\$113.25
07/04/2026	REZDY	ANZAC Centre Monthly Software Subscription	\$287.76
09/04/2026	EBAY	New HDD for Server	\$454.11

**CITY OF ALBANY
LIST OF ACCOUNTS FOR PAYMENT
FOR THE PERIOD ENDING 28 APRIL 2026**

CREDIT CARD TRANSACTIONS			
DATE	PAYEE	DESCRIPTION	AMOUNT
10/04/2026	CAMLTYICS	Monthly Software Subscription	\$51.88
10/04/2026	INTNL TRANSACTION FEE	INTNL Fee for Camlytics	\$1.30
13/04/2026	OTTERAI	Monthly Software Subscription	\$42.55
13/04/2026	INTNL TRANSACTION FEE	INTNL Fee for Otter AI	\$1.06
21/04/2026	WWW SKY MESHNETAU	Monthly Service Fee	\$70.79
23/04/2026	STARLINK INTERNET	Monthly Service Fee	\$366.00
27/04/2026	ZOOMCOM	Monthly Software Subscription	\$145.17
27/04/2026	AMAZON MARKETPLACE	External Hard Drive Caddy	\$60.97
29/04/2026	LENOVO AUSTRALIA	Cables for Lenovo Docks	\$86.00
29/04/2026	SCRIBEHOW	Monthly Software Subscription	\$119.16
29/04/2026	INTNL TRANSACTION FEE	INTNL Fee for Scribe	\$2.98
Leading Hand - Trades			
31/03/2026	T AND C SUPPLIES	Sign	\$67.92
02/04/2026	T AND C SUPPLIES	Tools	\$50.92
14/04/2026	T AND C SUPPLIES	Supplies	\$59.29
14/04/2026	T AND C SUPPLIES	Supplies	\$0.15
15/04/2026	NEVILLES HARDWARE	Paint	\$291.80
16/04/2026	T AND C SUPPLIES	Varnish	\$40.97
16/04/2026	NEVILLES HARDWARE	Lvl formwork	\$53.20
17/04/2026	T AND C SUPPLIES	Hooks	\$13.56
17/04/2026	T AND C SUPPLIES	Supplies	\$46.75
17/04/2026	T AND C SUPPLIES	Supplies	\$0.10
17/04/2026	ALBANY ALLSOILS L S	Pre mix	\$190.00
20/04/2026	NEVILLES HARDWARE	Supplies	\$184.85
PA Executive Director Corporate and Commercial Services			
25/03/2026	SP YARN CORPORATE	Uniforms	\$783.75
26/03/2026	AMAZON MKTPL*BG6KB8BP2	Open Day supplies	\$203.02

CITY OF ALBANY
LIST OF ACCOUNTS FOR PAYMENT
FOR THE PERIOD ENDING 28 APRIL 2026

CREDIT CARD TRANSACTIONS			
DATE	PAYEE	DESCRIPTION	AMOUNT
26/03/2026	POST CENTENNIAL PARK P	WWC Application for PA for Events	\$11.00
26/03/2026	KMART 1166	Staff/Kitchen supplies	\$43.95
01/04/2026	SP MEDSHOP-AUSTRALIA	Replacement Defib pads for Forts Store Defib	\$121.82
01/04/2026	SP MEDSHOP-AUSTRALIA	Replacement Defib pads for Forts Store Defib	\$24.35
01/04/2026	REX	Flights for Mgr Economic Dev to attend meetings & launch in Perth	\$408.95
07/04/2026	BUNNINGS GROUP LTD	Adjustable Table, Defib & Defib battery	\$1,358.57
10/04/2026	HARVEY NORMAN FURNIT	Furniture	\$899.00
10/04/2026	REX	Flights for FSO to attend training in Perth	\$408.95
17/04/2026	INLOGIK PTY LIMITED	Monthly Fees Expense me	\$520.40
20/04/2026	REX	Flights for MOES and ESO to attend Emergency Mgmt Forum	\$817.89
21/04/2026	COLES	Morning Tea for SMS Meeting	\$13.99
21/04/2026	COLES	Morning Tea for SMS Meeting	\$16.50
22/04/2026	REX	Flights for Mgr Econ Dev to attend WALGA session	\$408.95
22/04/2026	EG*TRVL73426154348447	Accommodation for FSO to attend training in Perth	\$201.19
22/04/2026	SP YARN MARKETPLACE	Naidoc Uniforms for Staff	\$687.91
23/04/2026	ILLION AUSTRALIA PTY L	Credit enquiry report for Botanic Walkway - Procurement	\$396.00
24/04/2026	SP YARN MARKETPLACE	Naidoc Uniforms for Staff	\$355.88
24/04/2026	Crown Promenade Perth	Credit for incorrectly charged meal	-\$17.00
27/04/2026	SQ *HAZBEANZ FINESTKIN	Breakfast for Staff working Anzac Day	\$102.07
29/04/2026	WWWCARNARVO	Flights, Accommodation and Registration to attend Tourism Conference - MEDCS	\$1,800.00
29/04/2026	SP YARN MARKETPLACE	Naidoc Uniforms for Staff	\$326.75
Training and Development Facilitator			
21/04/2026	INDIGENOUS* INDIGENOUS	NAIDOC week supplies	\$777.00
Visual Arts Officer			
01/04/2026	POST ALBANY POST SHOP	Exhibition mail out	\$82.40
02/04/2026	WOOLWORTHS	Catering	\$33.09
07/04/2026	CLARKS NEWSAGENCY	Stationary	\$14.80

CITY OF ALBANY
LIST OF ACCOUNTS FOR PAYMENT
FOR THE PERIOD ENDING 28 APRIL 2026

CREDIT CARD TRANSACTIONS

DATE	PAYEE	DESCRIPTION	AMOUNT
07/04/2026	WOOLWORTHS	Catering	\$107.94
17/04/2026	COLES	Town Hall kitchen supplies	\$52.45
Fleet Officer			
01/04/2026	MAIN ROADS WESTERN AUS	Special Purpose Vehicle Permit	\$25.00
01/04/2026	SPOTLIGHT ALBANY	Car supplies	\$115.00
01/04/2026	DMIRS EAST PERTH	Worksafe Registration Of Emulsion Tank on P417	\$725.00
09/04/2026	TRANSPORT WA ALBANY	Number plate swap	\$38.80
13/04/2026	TRANSPORT WA ALBANY	Number plate swap	\$38.80
23/04/2026	ALBANY CAR PARTS AUT	Car repairs	\$41.42
27/04/2026	ALBANY CAR WASH	Carwash Fob Top Up	\$260.00
Trades - Carpenter			
01/04/2026	T AND C SUPPLIES	Materials	\$1,186.96
02/04/2026	Plumbing Albany	Repair supplies	\$8.98
07/04/2026	T AND C SUPPLIES	Tools	\$278.38
08/04/2026	T AND C SUPPLIES	New chair	\$121.80
08/04/2026	BLUESCOPE DISTRIBUTI	Repair supplies	\$300.61
09/04/2026	T AND C SUPPLIES	Tools	\$168.75
13/04/2026	M&B Sales Albany	Repair supplies	\$45.07
15/04/2026	T AND C SUPPLIES	Maintenance supplies	\$324.20
15/04/2026	WESTCOAST PAINT SUPPLI	Maintenance supplies	\$305.36
16/04/2026	T AND C SUPPLIES	Protective clothing	\$733.22
16/04/2026	M&B Sales Albany	Repair supplies	\$80.10
20/04/2026	BUNNINGS 608000	Tools	\$99.98
21/04/2026	T AND C SUPPLIES	Tools	\$37.95
22/04/2026	BUNNINGS 608000	Repair supplies	\$88.35
22/04/2026	BLUESCOPE DISTRIBUTI	Repair supplies	\$72.07
23/04/2026	T AND C SUPPLIES	Materials	\$5.91

CITY OF ALBANY
LIST OF ACCOUNTS FOR PAYMENT
FOR THE PERIOD ENDING 28 APRIL 2026

CREDIT CARD TRANSACTIONS

DATE	PAYEE	DESCRIPTION	AMOUNT
24/04/2026	BLUESCOPE DISTRIBUTI	Safety bollards install	\$364.75
Adult and Community Services Librarian			
24/03/2026	LAST JAR WHOLEFOOD	Vouchers	\$101.60
24/03/2026	WOOLWORTHS	Library supplies and Event Supplies	\$76.80
25/03/2026	DINYA DESIGNS PTY LT	Slatwall Acrylic Display Signs incl shipping and cc surcharge	\$510.63
26/03/2026	SPOTLIGHT ALBANY	Craft Supplies	\$122.00
27/03/2026	WOOLWORTHS	Event supplies	\$57.10
01/04/2026	WWWALBANYCCICOMAU	2 x Albany Monopoly Sets	\$159.98
13/04/2026	ALBANY IGA	Event Supplies	\$24.39
15/04/2026	FLOURISH ECLECTIC	Flowers	\$60.00
20/04/2026	DEPT OF RACING GAMIN	Liquor Licences	\$124.00
29/04/2026	WOOLWORTHS	Event kitchen supplies	\$35.35
Emergency Services Officer			
30/03/2026	BAKERS FOOD AND FUEL	Fuel Jerry cans	\$185.10
08/04/2026	WOOLWORTHS	Laundry supplies	\$21.00
16/04/2026	SQ *PIN IT ALTERATIONS	Alteration to PPE clothing	\$75.00
21/04/2026	WOOLWORTHS	Meeting Catering	\$91.90
PA Exec Director Infrastructure, Development and Environment			
26/03/2026	METRO HOTEL PERTH CITY	Accommodation for staff to attend Coastal Planning training in Perth	\$617.12
27/03/2026	DEPARTMENT OF PRIMARY	Application for exemption to undertake koi/carp removal from Cull Park Lake	\$322.00
27/03/2026	WOOLWORTHS	Meeting Catering	\$41.42
30/03/2026	REX	Flights to PER for staff to attend TAFE course	\$735.59
07/04/2026	LANDGATE	Proprietor name change application fee	\$690.60
20/04/2026	ASIC	ASIC search	\$20.00
20/04/2026	188 APARTMENTS	Accommodation for staff in Perth for TAFE course	\$2,390.00
21/04/2026	LOCKEEZ LUNCHBAR	Catering	\$35.70
22/04/2026	LOCKEEZ LUNCHBAR	Catering	\$26.70

CITY OF ALBANY
LIST OF ACCOUNTS FOR PAYMENT
FOR THE PERIOD ENDING 28 APRIL 2026

CREDIT CARD TRANSACTIONS

DATE	PAYEE	DESCRIPTION	AMOUNT
22/04/2026	DEPT OF LOCAL GOVERNME	Forklift ticket	\$92.00
23/04/2026	LOCKEEZ LUNCHBAR	Catering	\$17.80
24/04/2026	WOOLWORTHS	Hamper supplies	\$98.54
Executive Assistant to CEO			
20/04/2026	Great Southern Bud	Great Southern Budget Briefing tickets for staff	\$88.00
21/04/2026	REX	Return Flight PER to ALB to attend the Industrial Agreement Negotiations	\$945.38
24/04/2026	SOLOMON MERCHANTS	Vouchers	\$303.19
24/04/2026	FREDERICKS CAFE	Vouchers	\$151.89
28/04/2026	HILTON GARDEN INN ALBANY	Accommodation for Industrial Agreement Negotiations	\$591.00
29/04/2026	REX	Flight for Mayor Stocks and Mrs Stocks PER to ALB to attend exhibition opening. To be reimbursed	\$706.18
Technical Leading Hand - Trades			
19/03/2026	BUNNINGS 608000	Materials	\$67.56
31/03/2026	T AND C SUPPLIES	Materials	\$20.27
31/03/2026	T AND C SUPPLIES	Materials	\$440.95
31/03/2026	Sydney Tools Albany	Materials	\$51.90
01/04/2026	ALBANY WINDOWS	Materials	\$228.00
01/04/2026	ALL WEATHER BLDNG PR	Repairs	\$192.00
01/04/2026	T AND C SUPPLIES	Cleaning supplies	\$366.00
01/04/2026	T AND C SUPPLIES	Cleaning supplies	\$550.96
01/04/2026	BUNNINGS 608000	Materials	\$122.88
01/04/2026	T AND C SUPPLIES	Materials	\$126.65
01/04/2026	TOOL KIT DEPOT	Materials	\$117.25
01/04/2026	T AND C SUPPLIES	Materials	\$325.62
02/04/2026	T AND C SUPPLIES	Materials	\$36.55
07/04/2026	WESTCOAST PAINT SUPPLI	Maintenance supplies	\$74.82
07/04/2026	WESTCOAST PAINT SUPPLI	Maintenance supplies	\$154.59

**CITY OF ALBANY
LIST OF ACCOUNTS FOR PAYMENT
FOR THE PERIOD ENDING 28 APRIL 2026**

CREDIT CARD TRANSACTIONS			
DATE	PAYEE	DESCRIPTION	AMOUNT
07/04/2026	T AND C SUPPLIES	Materials	\$544.45
07/04/2026	TOOL KIT DEPOT	Materials	\$438.00
15/04/2026	BUNNINGS 608000	Materials	\$42.79
15/04/2026	BUNNINGS 608000	Materials	\$0.13
15/04/2026	T AND C SUPPLIES	Materials	\$9.90
15/04/2026	T AND C SUPPLIES	Materials	\$0.10
15/04/2026	BUNNINGS 608000	Materials	\$17.98
15/04/2026	SMITHS ALUMINIUM AND 4	Materials	\$36.80
17/04/2026	T AND C SUPPLIES	Cleaning supplies	\$83.64
27/04/2026	BROCKS	Materials	\$280.00
27/04/2026	T AND C SUPPLIES	Repairs	\$326.06
29/04/2026	T AND C SUPPLIES	Materials	\$203.17
VAC Officer			
13/03/2026	COLES	Supplies	\$216.65
13/04/2026	WOOLWORTHS	Supplies	\$111.13
22/04/2026	ECOBIN ECOMMERCE	Eco bins	\$719.35
Community Development Coordinator			
07/04/2026	ALBANY TOYWORLD	Supplies	\$79.98
20/04/2026	WOOLWORTHS	Vouchers	\$50.00
Customer Service Supervisor - ALAC			
02-Apr-26	WOOLWORTHS	Staff supplies	\$105.95
23-Apr-26	WOOLWORTHS	Staff supplies	\$95.14
			\$52,373.79

CITY OF ALBANY
LIST OF ACCOUNTS FOR PAYMENT
FOR THE PERIOD ENDING 30 APRIL 2026

PURCHASING CARD TRANSACTIONS

DATE	PAYEE	DESCRIPTION	AMOUNT
Fuel Cards:			
28/02/2026	United Kewdale	Diesel	79.36
28/02/2026	United Kewdale	Merchants Surcharge	2.10
1/03/2026	United Anketell (Thomas Rd)	Premium unleaded	88.97
1/03/2026	United Anketell (Thomas Rd)	Merchants Surcharge	2.36
2/03/2026	EG Fuelco Brooks Garden 94232	Unleaded	72.64
3/03/2026	Ampol Foodary Albany North	Premium Diesel	51.06
3/03/2026	Ampol Foodary Albany North	Unleaded	70.31
4/03/2026	Ampol Foodary Albany North	Unleaded	50.51
4/03/2026	EG Fuelco Brooks Garden 94232	Unleaded	15.47
4/03/2026	Ampol Foodary Albany North	Premium Diesel	257.21
4/03/2026	Ampol Foodary Albany North	Unleaded	41.34
4/03/2026	EG Fuelco Brooks Garden 94232	Premium unleaded	77.87
4/03/2026	EG Fuelco Brooks Garden 94232	Diesel	98.20
5/03/2026	Ampol Foodary Albany North	Unleaded	143.90
5/03/2026	Ampol Foodary Albany North	Premium Diesel	96.20
5/03/2026	EG Fuelco Brooks Garden 94232	Unleaded	39.13
5/03/2026	Ampol Foodary Albany North	Premium Diesel	70.02
5/03/2026	Liberty Albany	Unleaded	33.07
5/03/2026	EG Fuelco Brooks Garden 94232	Premium unleaded	106.42
5/03/2026	Ampol Foodary Albany North	Premium Diesel	75.48
5/03/2026	Ampol Foodary Albany North	Premium Diesel	152.11
5/03/2026	Ampol Foodary Albany North	Unleaded	42.73
6/03/2026	Ampol Foodary Albany North	Premium Diesel	57.76
6/03/2026	Ampol Foodary Albany North	Premium unleaded	88.77
6/03/2026	Ampol Foodary Albany North	Premium unleaded	94.82
7/03/2026	Shell Redcliffe	Unleaded	83.91
8/03/2026	Liberty Oyster Harbour	Diesel	148.27

CITY OF ALBANY
LIST OF ACCOUNTS FOR PAYMENT
FOR THE PERIOD ENDING 30 APRIL 2026

PURCHASING CARD TRANSACTIONS

DATE	PAYEE	DESCRIPTION	AMOUNT
8/03/2026	Caltex Mt Melville	Diesel	237.74
8/03/2026	Liberty Oyster Harbour	Diesel	94.16
8/03/2026	Ampol Foodary Forrestdale	Premium unleaded	95.77
9/03/2026	Ampol Foodary Albany North	Unleaded	22.55
9/03/2026	Caltex Mt Melville	Diesel	171.14
9/03/2026	Ampol Foodary Livingston	Premium Diesel	117.46
10/03/2026	Ampol Foodary Albany North	Premium Diesel	101.29
10/03/2026	Ampol Foodary Albany North	Premium Diesel	245.00
10/03/2026	Ampol Foodary Albany North	Unleaded	56.89
10/03/2026	EG Fuelco Brooks Garden 94232	Unleaded	94.98
10/03/2026	Caltex Mt Melville	Diesel	36.53
12/03/2026	BP ALLWAY MOTORS	Diesel	108.93
12/03/2026	Ampol Foodary Forrestdale	Premium Diesel	45.52
12/03/2026	EG Fuelco Brooks Garden 94232	Unleaded	53.60
12/03/2026	Liberty Albany	Unleaded	37.51
13/03/2026	EG Fuelco Brooks Garden 94232	Unleaded	59.21
13/03/2026	Ampol Foodary Albany North	Premium Diesel	300.01
13/03/2026	Ampol Foodary Albany North	Premium Unleaded 98	139.04
14/03/2026	Ampol Foodary Albany North	Unleaded	54.87
14/03/2026	Liberty Albany	Diesel	157.81
16/03/2026	Ampol Foodary Albany North	Unleaded	104.17
16/03/2026	EG Fuelco Brooks Garden 94232	Premium unleaded	62.73
17/03/2026	EG Fuelco Brooks Garden 94232	Unleaded	84.13
17/03/2026	EG Fuelco Brooks Garden 94232	Unleaded	32.34
19/03/2026	Ampol Foodary Albany North	Unleaded	198.61
19/03/2026	Ampol Foodary Albany North	Premium Unleaded 98	114.84
19/03/2026	EG Fuelco Brooks Garden 94232	Unleaded	26.93
20/03/2026	Ampol Foodary Albany North	Premium Diesel	52.89
20/03/2026	Ampol Foodary Albany North	Premium Diesel	68.02

CITY OF ALBANY
LIST OF ACCOUNTS FOR PAYMENT
FOR THE PERIOD ENDING 30 APRIL 2026

PURCHASING CARD TRANSACTIONS

DATE	PAYEE	DESCRIPTION	AMOUNT
20/03/2026	Ampol Foodary Albany North	Premium Diesel	297.02
20/03/2026	Ampol Foodary Albany North	Premium unleaded	21.96
20/03/2026	Ampol Foodary Albany North	Unleaded	41.46
20/03/2026	Ampol Foodary Albany North	Unleaded	94.51
20/03/2026	Ampol Foodary Albany North	Premium Diesel	79.29
21/03/2026	Liberty Oyster Harbour	Unleaded	90.67
21/03/2026	Shell Reddy Express Duncraig	Premium unleaded	82.65
22/03/2026	Ampol Foodary Belmont	Premium Diesel	121.22
22/03/2026	Ampol Foodary Forrestdale	Premium unleaded	106.07
23/03/2026	Shell Reddy Express Albany Orana	Unleaded	89.87
24/03/2026	Ampol Foodary Albany North	Unleaded	89.88
24/03/2026	Ampol Foodary Albany North	Unleaded	74.35
24/03/2026	Ampol Foodary Albany North	Unleaded	92.30
24/03/2026	Ampol Foodary Williams	Unleaded	67.96
25/03/2026	EG Fuelco Brooks Garden 94232	Unleaded	60.61
25/03/2026	BP ALLWAY MOTORS	Diesel	86.39
25/03/2026	Ampol Foodary Albany North	Premium unleaded	42.60
26/03/2026	Ampol Foodary Albany North	Unleaded	90.47
26/03/2026	Ampol Foodary Albany North	Premium Unleaded 98	65.75
26/03/2026	Ampol Foodary Albany North	Unleaded	94.11
27/03/2026	Ampol Foodary Albany North	Premium Diesel	62.52
27/03/2026	Ampol Foodary Albany North	Premium Diesel	350.82
27/03/2026	Ampol Foodary Albany North	Premium Diesel	173.30
27/03/2026	Ampol Foodary Williams	Unleaded	86.81
27/03/2026	Ampol Foodary Albany North	Unleaded	94.27
27/03/2026	Ampol Foodary Albany North	Premium unleaded	125.45
28/03/2026	BP PEMBERTON	Diesel	101.85
29/03/2026	Caltex Como	Unleaded	104.17
30/03/2026	Ampol Foodary Albany North	Premium Diesel	78.15

**CITY OF ALBANY
LIST OF ACCOUNTS FOR PAYMENT
FOR THE PERIOD ENDING 30 APRIL 2026**

PURCHASING CARD TRANSACTIONS			
DATE	PAYEE	DESCRIPTION	AMOUNT
30/03/2026	Caltex Henderson	Unleaded	73.75
31/03/2026	Ampol Foodary Albany North	Premium Diesel	86.68
31/03/2026	Ampol Foodary Albany North	Premium unleaded	72.70
28/03/2026	Business Fuel Cards Pty Ltd	Periodic Fee/Stamp Duty	730.55
31/03/2026	Business Fuel Cards Pty Ltd	Transaction Fees	141.02
31/03/2026	Business Fuel Cards Pty Ltd	Ntwk Serv Fee exc Shell & EG	302.89
TOTAL			\$9,488.73

Notes:
All Purchasing Card transactions noted above are dated in accordance with the supplier issued statement. All physical payments to the suppliers are made by Electronic Fund Transfer within the date range of 01 April 2026 to 30 April 2026

EXECUTED DOCUMENT & COMMON SEAL RECORD

Document Number	Date	Description
EDR26209826	15/05/2026	COPY OF EXECUTED DOCUMENT ITEM: N/A RE: Participation Agreement for new participating LG's for 2026-27 to 2028-29 contract term for Regional WA Library Consortium. Updated for 2026/27 migration of the Shires of Bruce Rock, Koorda, Laverton, Mt Marshall & Yilgarn PARTIES: Updated Participation Agreement to include Shires of Bruce Rock, Koorda, Laverton, Mt Marshall & Yilgarn added to existing Regional WA Library Consortium from 1st May 2026. SIGNED BY: Andrew Sharpe Chief Executive Officer (1 x copy)
EDR26209796	14/05/2026	COPY OF EXECUTED DOCUMENT ITEM: N/A RE: Deferred Pensioner Claim for Rates and ESL PARTIES: N/A SIGNED BY: Andrew Sharpe Chief Executive Officer (1 x copy)
EDR26209763	13/05/2026	COPY OF EXECUTED DOCUMENT ITEM: N/A RE: Installation of an ANPR on Frenchman's Bay Road and The Gap carpark to assist with public safety, suicide prevention and timely mental health intervention PARTIES: Department of Local Government, Industry Regulation and Safety - CCTV Grant Program SIGNED BY: Andrew Sharpe Chief Executive Officer (1 x copy)
EDR26209694	12/05/2026	COPY OF EXECUTED DOCUMENT ITEM: N/A RE: Two Library staff members to attend the 2026 Regional Heritage Conference in Northam in May 2026 PARTIES: State Library of WA SIGNED BY: Andrew Sharpe Chief Executive Officer (1 x copy)
EDR26209661	11/05/2026	COPY OF EXECUTED DOCUMENT ITEM: N/A RE: Public Notice Extension of Restricted burning time for Northeast sector of the City of Albany up until 28 May 2026 PARTIES: City of Albany SIGNED BY: Andrew Sharpe Chief Executive Officer (1 x copy)

Document Number	Date	Description
EDR26209667	11/05/2026	COPY OF EXECUTED DOCUMENT ITEM: N/A RE: Amendment to signed funding agreement previously signed by CEO PARTIES: Amendment to NCSR24185684 Between Western Australia Museum and City of Albany for Albany 2026 Major Event Funding. SIGNED BY: Andrew Sharpe Chief Executive Officer (1 x copy)
EDR26209527	05/05/2026	COPY OF EXECUTED DOCUMENT ITEM: N/A RE: Infrastructure Application for Western Power Mueller and Townsend Streets Lockyer PARTIES: Western Power and Telco carrier (NBN Co, Telstra etc) SIGNED BY: Andrew Sharpe Chief Executive Officer (1 x copy)
EDR26597152	01/05/2026	COPY OF EXECUTED DOCUMENT ITEM: N/A RE: Contract Variation for expansion of Regional WA Library Consortium to include Shires of Bruce Rock, Koorda, Laverton, Mt Marshall and Yilgarn PARTIES: Civica Pty Ltd SIGNED BY: Andrew Sharpe Chief Executive Officer (1 x copy) & Steve Smith - CIVICA
EDR26209345	30/04/2026	COPY OF EXECUTED DOCUMENT ITEM: N/A RE: Award Tender for C26004 - Albany Botanic Walkway PARTIES: Constructive PD Pty Ltd SIGNED BY: Andrew Sharpe Chief Executive Officer (1 x copy)
EDR26209348	30/04/2026	COPY OF EXECUTED DOCUMENT ITEM: N/A RE: Chillinup Road Sealing PARTIES: Department of Infrastructure, Transport, Regional Development, Communications, Sport and the Arts SIGNED BY: Andrew Sharpe Chief Executive Officer (1 x copy)
EDR26209295	28/04/2026	COPY OF EXECUTED DOCUMENT ITEM: N/A RE: Mitigation Activity Fund Grants Program Application Form 2026/27 Round 1 PARTIES: Department of Fire and Emergency Services SIGNED BY: Andrew Sharpe Chief Executive Officer (1 x copy)

REPORT ITEM CCS801 REFERS

Document Number	Date	Description
EDR26209219	24/04/2026	COPY OF EXECUTED DOCUMENT ITEM: N/A RE: CEO Signature required for bank account closure of Albany Visitors Centre. Separate AVC bank account is no longer required due to the retirement of Bookeasy trust payments. PARTIES: N/A SIGNED BY: Andrew Sharpe Chief Executive Officer (1 x copy)
EDR26209155	22/04/2026	COPY OF EXECUTED DOCUMENT ITEM: N/A RE: Demolition permit BA5 Eyre Park Toilet Block PARTIES: Downrite Demolition SIGNED BY: Andrew Sharpe Chief Executive Officer (1 x copy)
EDR26209107	21/04/2026	COPY OF EXECUTED DOCUMENT ITEM: N/A RE: Contract Variation for expansion of Regional WA Library Consortium to include Shires of Bruce Rock, Koorda, Laverton, Mt Marshall and Yilgarn PARTIES: Civica Pty Ltd SIGNED BY: Andrew Sharpe Chief Executive Officer (1 x copy)
EDR26209119	21/04/2026	COPY OF EXECUTED DOCUMENT ITEM: N/A RE: December 2025 Destruction Schedule PARTIES: General Disposal Authority of Local Government Records 2023-2025 SIGNED BY: Andrew Sharpe Chief Executive Officer (1 x copy)
EDR26596510	17/04/2026	COPY OF EXECUTED DOCUMENT ITEM: N/A RE: Marking the conclusion of Albany 2026, the City will present a large-scale participatory artwork at Boordawan 2026 (New Year's Eve) PARTIES: Festivals Australia SIGNED BY: Andrew Sharpe Chief Executive Officer (1 x copy)
EDR26209018	16/04/2026	COPY OF EXECUTED DOCUMENT ITEM: N/A RE: Oyster Harbour Coastal Hazard Assessment for Oyster Harbour PARTIES: Department of Planning, Lands and Heritage SIGNED BY: Andrew Sharpe Chief Executive Officer (1 x copy)

Document Number	DATE	Description
NCSR26209815	15/05/2026	COPY OF COMMON SEAL DOCUMENT ITEM: N/A RE: Application of Common Seal Award of Tender for C26004 - Albany Botanic Walkway. City of Albany Purchase Order to Follow PARTIES: Constructive PD Pty Ltd SIGNED BY: Andrew Sharpe, Chief Executive Officer and Gregory Stocks, Mayor (2 copies)
NCSR26209643	11/05/2026	COPY OF COMMON SEAL DOCUMENT ITEM: N/A RE: Assignment of Lease - Havana Villas, Reserve 35164 Firth Street, Emu point and right of entry - Signing under common seal required for each document PARTIES: Arrios, Pty Ltd As trustee for the Steven Trust (Assignor) and Andrew David Mieikle, Patricia Ann Meikle and Tonia Lee Dunlop (Guarantor) and Gizelle and Louis Wolmarans as Trustees for the House of Wolmarans Family Trust (Assignee). Right of Entry: Commonwealth Bank of Australia and Louis and Gizelle Wolmarans. SIGNED BY: Andrew Sharpe, Chief Executive Officer and Gregory Stocks, Mayor (2 copies)
NCSR26209644	11/05/2026	COPY OF COMMON SEAL DOCUMENT ITEM: N/A RE: Application of Common Seal for Contract C25033 - Albany Airport - Runway Upgrade and Overlay Design Services - Separable Portion B. Purchase order to follow post award. PARTIES: GHD Pty Ltd. SIGNED BY: Andrew Sharpe, Chief Executive Officer and Gregory Stocks, Mayor (2 copies)
NCSR26209530	06/05/2026	COPY OF COMMON SEAL DOCUMENT ITEM: N/A RE: New Lease for Hangar Sites 30 and 31 for a term of 10 +10 years commencing 1 September 2025. PARTIES: Cockles SIGNED BY: Andrew Sharpe, Chief Executive Officer and Gregory Stocks, Mayor (2 copies)
NCSR26209531	06/05/2026	COPY OF COMMON SEAL DOCUMENT ITEM: N/A RE: Deed of Transfer of Racetrack Precinct North Circuit. Construction of Project Completed by City of Albany and ownership of assets being transferred to Albany Motor sport Venue (AMV). This will form part of AMV's existing Ground Lease. PARTIES: Albany Motor sport Venue Inc SIGNED BY: Andrew Sharpe, Chief Executive Officer and Gregory Stocks, Mayor (2 copies)

REPORT ITEM CCS801 REFERS

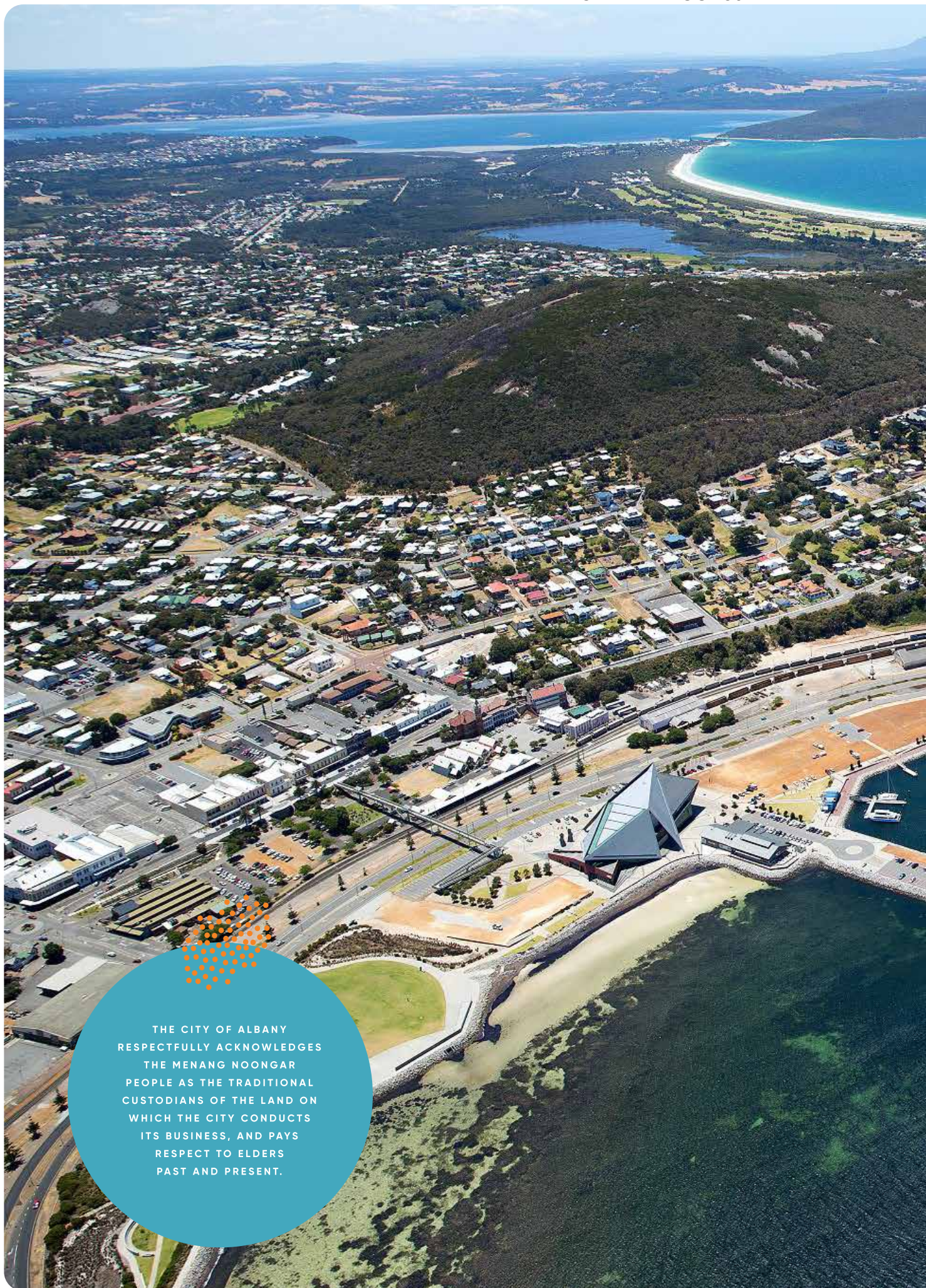
NCSR26209346	30/04/2026	<p>COPY OF COMMON SEAL DOCUMENT ITEM: N/A RE: To modify the notification on the Certificate of Title, regarding the zoning of the lot. PARTIES: N/A SIGNED BY: Andrew Sharpe, Chief Executive Officer and Gregory Stocks, Mayor (2 copies)</p>
NCSR26209310	29/04/2026	<p>COPY OF COMMON SEAL DOCUMENT ITEM: N/A RE: Four copies of the Conservation Covenant document and one copy of the statement of undertaking document relating to portion of City owned Lot 5780 Down Road, South-Albany Motorsports Park, Requires the signatures of the CEO and Mayor and affixing of the Common seal. PARTIES: Commissioner of Soil and Conservation SIGNED BY: Andrew Sharpe, Chief Executive Officer and Gregory Stocks, Mayor (2 copies)</p>
NCSR26209220	24/04/2026	<p>COPY OF COMMON SEAL DOCUMENT ITEM: N/A RE: New Deed of Lease - Albany & Regional Volunteer Service Incorporated Lotteries House - Office Space. PARTIES: Albany & Regional Volunteer Service Incorporated SIGNED BY: Andrew Sharpe, Chief Executive Officer and Gregory Stocks, Mayor (2 copies)</p>



City of Albany

Council Plan

Comprising the Strategic Community Plan 2036
and the Corporate Business Plan 2026-2030



THE CITY OF ALBANY
RESPECTFULLY ACKNOWLEDGES
THE MENANG NOONGAR
PEOPLE AS THE TRADITIONAL
CUSTODIANS OF THE LAND ON
WHICH THE CITY CONDUCTS
ITS BUSINESS, AND PAYS
RESPECT TO ELDERS
PAST AND PRESENT.

Contents

Mayor and CEO message	4
Our city	6
Our council and administration	8
Our role	9
About this plan	10
How this plan was developed	12
Plan summary	14
Community	15
Environment	23
Infrastructure	31
Economy	41
Leadership	46
Resourcing the plan	54
Performance reporting and review	55
Appendix A: Strategic Alignment	56
Appendix B: Related Documents	58

Mayor and CEO message

On behalf of the Council and the Administration of the City of Albany, we are pleased to present the City of Albany Council Plan, a roadmap that translates our community's aspirations into tangible actions and outcomes.



Greg Stocks
Mayor

In developing this Plan, we have heard from more than 2600 community members, encompassing feedback from the Community Scorecard, in person workshops, and an online survey. These perspectives have been instrumental in shaping the development of this Plan, and we sincerely thank everyone who contributed.

should allocate resources in a way that balances the aspirations of the community with our capacity to deliver. It sets us a clear path forward to advance community outcomes and continue to create a thriving and vibrant Albany.



Andrew Sharpe
Chief Executive Officer

What we heard from the community was an acknowledgement that Albany needs to grow and develop in a way that creates more housing options and supports the diverse needs of our community, but that it is also important to retain the natural environment that makes Albany so unique. Striking this balance will be the critical challenge of the next decade.

As we look to the future, we will focus on the critical importance of liveability and ensuring that opportunities are available for our community – particularly our young people who will shape the City's next generation. There is growing recognition of Albany's strengths and potential, along with opportunities that may flow from inclusion in the State Government's Seven Cities vision.

The Council Plan will serve as the Council's primary strategic guide and provides direction on how we

We look forward to the decade ahead with confidence as Albany continues to grow into the vibrant, opportunity-rich city our community wants.



**Amazing Albany,
where anything is possible.**



Our City

The City of Albany covers an area of 4,312 square kilometres on the south coast of WA on Noongar country, traditionally owned and occupied by the Menang people for more than 60,000 years.

Albany is Western Australia's first European settlement, and has a unique chapter in the Anzac story as the place where more than 40,000 Anzacs gathered to sail for the battlefronts of World War 1.

With an estimated population of over 42,000 and growing, Albany is the administrative and service hub of the Great Southern region.

Albany to Perth



By air
1 hour, 10 minutes
374.5 kms / 202.2 nautical miles



By road
4 hours, 34 minutes
421 km












Our Place

 Located on Menang Boodja	 Land area 4,310 square km	 13 community facilities
 237 developed reserves	 18,033 dwellings	 60 suburbs
 13,621 street trees	 183 km of paths	 1,700 km of roads
 \$2.76 billion gross regional product	 3,686 local businesses	 20,053 local jobs
 \$602 billion total asset value	 Largest industry by employment Health Care and Social Assistance	

Our People

 42,308 people	 45 median age
 \$1,368 median weekly household income	 13.1% of households have children under 15
 3.8% identifying as First Nations Peoples	 19% born overseas
 6% use a language other than English at home	

Source: City of Albany Community Profile <https://profile.id.com.au/albany/>

Our Council and Administration

Like all local governments, the City of Albany is made up of two interdependent parts – the Council and the Administration.

Council

The Council

Sets the strategic direction for the municipality and makes decisions on behalf of the community they have been elected to represent.

Our Council is made up of 8 elected representatives, called Councillors, and a popularly elected Mayor.

Elections are held every two years in October, with half of the Councillors facing one election, and the Mayor and remaining Councillors facing election two years later.



Mayor Greg Stocks
Term expires 2027



Deputy Mayor Paul Terry
Term expires 2027



Councillor Mario Lionetti
Term expires 2027



Councillor Craig McKinley
Term expires 2027



Councillor Thomas Brough
Term expires 2029



Councillor Lynn MacLaren
Term expires 2029

The Administration

Oversees the day-to-day delivery of all services and functions, guided by the Council, state and federal legislation, and various funding agreements.

The City is one of the largest employers in the region, with a full time equivalent staff of over 300.



Councillor Rebecca Stephens
Term expires 2029



Councillor Robert Sutton
Term expires 2029



Councillor Ian Clarke APM
Term expires 2029

Administration



Andrew Sharpe
Chief Executive Officer



Nathan Watson
Executive Director
Community Services



Paul Camins
Executive Director
Infrastructure, Development
and Environment



Matthew Gilfellon
Executive Director
Corporate and
Commercial Services

Our Role

The City of Albany is responsible for delivering and managing a wide range of local services and facilities that shape everyday life for our community.







In addition, the City works side by side with the community, businesses, agencies and other stakeholders where we have shared responsibility or influence.

When services and decisions sit with State or Federal Government, or other agencies, the City may advocate when there is a need to speak on behalf of the community – but we don't make the final decision.

Services we deliver

 Roads, path & drainage	 Waste collection services	 Parks & playgrounds
 Community services & events	 Library & cultural facilities	 Recreation facilities
 Environmental health services	 Strategic planning & statutory planning	 Building approval services
 Ranger services	 Emergency services	 and many more.

What we advocate for

	Main Roads
	Hospital and primary health services
	Aged Care
	Policing
	State environmental and planning legislation
	Energy, water and telecommunications provision

 **Deliver**

Directly funding and delivering services and infrastructure, as well as providing strategic direction through policy and practices.

 **Partner**

Working alongside community groups, businesses, agencies and government in areas with shared responsibility.

 **Advocate**

Championing the needs of the community at all levels of government.

About this Plan

The Council Plan is a vital component of our Integrated Planning and Reporting Framework, and addresses the requirement under Section 5.56 (1) of the Local Government Act 1995 to 'plan for the future'. It will serve as the Council's primary strategic guide and provides direction on how we should allocate resources in a way that balances our aspirations with our capacity.

The Plan is a unified document, integrating our Strategic Community Plan and Corporate Business Plan. This is a significant shift from previous years,

where these two documents existed separately. Consolidating into a single plan streamlines reporting and strengthens integration.

The new Plan describes the community's vision for Albany over the next 10 years, and what the City will focus on to work towards the outcomes. It also outlines what we will do over the next 4 years to work towards the vision, and the measures of progress that we will report on. This delivery part of the plan is reviewed and updated annually, alongside the setting of the Annual Budget.

Who is the plan for?



Community

Explains the vision and priorities of the whole community.
Explains what the Council and administration are focusing on for the future.



Elected Members

Guides items put forward for consideration by Council.
Aligns decisions to community aspirations.
Prioritises budget allocations.
Shapes advocacy efforts.



Administration

Understand the expectations of the community.
Guide recommendations that align with the community's vision and aspirations.
Informs workforce planning and use of resources.
Informs topic-specific plans and strategies.

The plan is structured in the following way:



The Council Plan is informed by the following key documents:

- **Long Term Financial Plan**
This is a 10 year + plan that forecasts financial sustainability, linking community aspirations to resource capacity.

- **Strategic Asset Management Plan**
Outlines how public assets will be managed to meet community needs and ensure sustainable service delivery.

- **Workforce Plan**
Outlines how we will ensure the organisation has the right staff with the right skills to deliver organisational goals.

- **Issue Specific Strategies and Plans**
Created to provide detailed direction on a specific issue or area.



How this Plan was developed

The 10 year vision – Strategic Community Plan

The development of this part of the Plan was driven by the 4-yearly major review of the Strategic Community Plan. We started this process in 2025, when we connected with the community through the Community Scorecard.

Using the feedback from the more than 2500 community members who responded, the Council developed a draft Council Plan framework which described the pillars, outcomes and strategic priorities.

In 2026, we took the draft back to the community to ensure that it met expectations, through in person workshops and an online survey.

This helped to refine the draft and create the final version of the Plan.



Community Scorecard themes

Top Priorities



Housing



Health & community services




Footpaths, trails & cycleways



Economic development & job creation



Local roads & bridges



Medium Priorities



Climate action & sustainable practices



Aged care & accommodation



Albany Regional Airport



City centre development & activation

Community review workshop and survey themes:

1

The direction and values of the plan were well supported, balanced with a strong desire for clear and practical actions to deliver.

2

Balancing growth with character, liveability and the protection of the environment is the key challenge for the next 10 years.



2,670
community members
provided feedback

Turning the community feedback into the final outcomes and strategic priorities also required consideration of several other important sources of information, including:



Detailed demographic insights drawn from the [City of Albany Community Profile](#), which help ensure we understand the changing composition and needs of the community.








Broader policy direction at a State level and beyond, such as the [WA Government Priorities 2025-2029](#) and the [United Nations Sustainable Development Goals](#), to ensure alignment with current and emerging strategic priorities. This is further explained in Appendix A.



Feedback from City staff who work closely with community members, including those who are most vulnerable. This includes insights from staff who work at the Library, in Rangers, and in teams who deliver programs for people with disability, young people, and seniors.

Plan Summary

The final plan is formed around five pillars. For each pillar, there is an outcome statement which describes the aspiration of where we would like to be, and a set of strategic priorities, which are the areas we will focus on to achieve the outcome and meet the needs of the community.

	 Community	 Environment	 Infrastructure	 Economy	 Leadership
Outcomes	An inclusive and safe community where people can feel proud of their heritage and can reach their potential.	A city where our natural environment is valued and conserved, and climate resilience is built for future generations.	A vibrant city with attractive and connected spaces, supported by forward thinking and responsible planning and development.	A thriving, diverse and innovative regional economy that creates a diversity of opportunities.	A well-governed city with visionary leadership and strong trusted partnerships, that uses resources wisely to meet local needs.
Strategic Priorities	<p>Build community participation, belonging and quality of life for all ages.</p> <p>Recognise and celebrate our diverse cultural and heritage identity.</p> <p>Support healthy and active lifestyles.</p>	<p>Protection of our biodiversity and the natural environment.</p> <p>Minimise waste and maximise resource recovery.</p> <p>Mitigate and adapt to long-term environmental challenges.</p>	<p>Provide the core and critical infrastructure to enable responsible and sustainable growth.</p> <p>Enable sufficient land supply and diversity of housing options.</p> <p>Strengthen safe, prepared and liveable urban and rural communities.</p> <p>Deliver a safe, sustainable and efficient local transport network.</p>	<p>Strengthen transport links to the surrounding region and major centres.</p> <p>Support diversified and thriving local businesses and industries.</p> <p>Grow as a visitor destination that offers a world-class visitor experience.</p> <p>Strengthen Albany's role as a regional hub for education, training and work.</p>	<p>Lead as a community-focused, values-led Council.</p> <p>Deliver optimised asset and financial management with planned capital improvements.</p> <p>Build community and organisational emergency readiness.</p> <p>Enable a well informed and engaged community.</p>

The four year delivery - Corporate Business Plan

Where the 10-year vision sets out what the community would like the City to achieve, the 4-year delivery plan outlines how the City will go about achieving it. It details the services, plans and actions that will be undertaken, and is the key point at which the City's operational activities are aligned with community priorities.

To ensure these activities can be undertaken, this part of the plan is informed by the Long Term Financial Plan, Strategic Asset Management Plan, and

Workforce Plan, along with issue-specific strategies, plans and policies. The delivery plan is updated annually alongside the setting of the Annual Budget.

Actions included in this Plan have been identified for future resourcing and delivery. However, their timing and scope may change over time in response to funding availability and emerging priorities, and are formally confirmed through the Annual Budget process.



1 PILLAR 1 Community



Jenny Feast



Outcome

An inclusive and safe community where people feel proud of their heritage and can reach their potential.

Albany is a diverse and welcoming city with a rich history that begins with the Menang Noongar people, whose connection to this land spans more than 60,000 years.

Today, our community brings together people from across the globe, creating a vibrant and inclusive place to live. Our city offers a wide range of cultural, creative and recreational facilities and services that help our community thrive.

The Community Pillar is shaped by several important trends that influence the services, programs and facilities the City provides.

The City aims to balance responding to these trends and challenges with the broader guidance of the United Nations Sustainable Development Goals, which encourage communities to be healthy, inclusive, resilient, socially connected and sustainable.

Key trends and challenges



Albany's changing population, including steady growth, an ageing community and new residents, all of which create more diverse community needs.



Housing pressures and affordability challenges that affect people's wellbeing and ability to participate in community life.



Increasing cultural diversity, which brings broader expectations for inclusion, representation and celebration of identity.



Evolving standards for accessibility, inclusion and child safety across all City services, facilities and engagement processes.



Wider social and economic shifts that influence levels of community health, wellbeing, participation and connectedness.







Community attitudes, values and expectations that continue to shape how people engage with local activities, programs and events.



Build community participation, belonging and quality of life for all ages




Priority Actions

Initiative	Description	2026/2027 Highlights				
 <p>1.1.1.a Access and Inclusion Plan</p>	<p>Deliver actions to improve access to services, facilities, information and community engagement processes for people living with disability.²</p>	<p>Commence construction of an accessible Changing Places facility at Binalup/Middleton Beach.</p> <p>Support delivery of Good Access, Good Business program to increase accessibility of local businesses.</p>	<p>26/27</p> <p>●</p>	<p>27/28</p> <p>●</p>	<p>28/29</p> <p>○</p>	<p>29/30</p> <p>○</p>
<p>COA Role Deliver, Partner</p>	<p>Lead Team Community Development</p>	<p>Plan Review</p>				
 <p>1.1.1.b Age-Friendly Albany Plan</p>	<p>Deliver actions to support active and connected ageing. This includes actions to improve the accessibility of public spaces, transport, housing, social participation and volunteering.</p>	<p>Trial a range of inter-generational activities to increase senior's social connection and reduce isolation.</p> <p>Deliver a series of events and activities for Seniors Week.</p>	<p>26/27</p> <p>●</p>	<p>27/28</p> <p>●</p>	<p>28/29</p> <p>○</p>	<p>29/30</p> <p>○</p>
<p>COA Role Deliver, Partner</p>	<p>Lead Team Community Development</p>	<p>Plan Review</p>				
 <p>1.1.1.c Youth-Friendly Albany Plan</p>	<p>This revised plan is under development and will be presented to Council for adoption in 2026. It will guide program and service development to support participation and development for young people.</p>	<p>Adoption of revised plan by Council.</p> <p>Deliver City of Albany Youth Scholarship program.</p>	<p>26/27</p> <p>●</p>	<p>27/28</p> <p>○</p>	<p>28/29</p> <p>○</p>	<p>29/30</p> <p>○</p>
<p>COA Role Deliver, Partner</p>	<p>Lead Team Community Development</p>	<p>Plan Review</p>				
 <p>1.1.1.d Digital literacy programming</p>	<p>Build digital confidence and capability across the community, with a focus on addressing barriers to participation.</p>	<p>Build digital confidence and capability across the community, with a focus on addressing barriers to participation.</p>	<p>26/27</p> <p>●</p>	<p>27/28</p> <p>●</p>	<p>28/29</p> <p>○</p>	<p>29/30</p> <p>○</p>
<p>COA Role Deliver</p>	<p>Lead Team Library Services</p>					

² This plan is required by the Disability Services Act (1993)



City services that support this strategic priority

 <p>Community Development</p>	<p>Deliver programs and services to support community groups and vulnerable population groups, including young people, seniors, LGBTQIA+, people with disability, First Nations people, and rural communities.</p>
 <p>Library Services</p>	<p>Provide an engaging, accessible and vibrant community hub that responds to the evolving needs of the community.</p>
 <p>Property & Leasing</p>	<p>Manage leases, tenancy obligations and agreements that support community groups and associations.</p>




Corporate Performance Measures

Measure	Target
Community Satisfaction Survey trends	Maintain/increase each survey
Accessibility improvements to City buildings and assets	5 per year – establish baseline in 26/27
Participation in City community programs	Maintain/increase annually
Delivery of digital literacy services and programs	Deliver minimum of 100 community digital literacy sessions
Community groups supported through City grants programs	Fully expend grant allocations annually



Recognise and celebrate our diverse cultural and heritage identity

PRIORITY ACTIONS

Initiative	Description	2026/2027 Highlights			
 <p>1.1.2.a Albany 2026</p>	Complete delivery of the Albany 2026 program to commemorate Albany's bicentenary, in line with the goals of the Bicentenary Strategic Plan.	Deliver major events program. Support community-led projects and events.			
<p>COA Role Deliver, Partner</p>	<p>Lead Team Albany 2026</p>	26/27 <input checked="" type="radio"/>	27/28 <input type="radio"/>	28/29 <input type="radio"/>	29/30 <input type="radio"/>
 <p>1.1.2.b Arts, Culture and Heritage Plan</p>	Deliver actions to strengthen Albany's cultural identity by growing the creative economy, supporting local artists and organisations, and delivering cultural opportunities for the community.	Heritage Conservation & Interpretation Plan reviews for Vancouver Arts Centre and Town Hall.			
<p>COA Role Deliver, Partner</p>	<p>Lead Team Arts & Culture</p>	26/27 <input checked="" type="radio"/>	27/28 <input checked="" type="radio"/>	28/29 <input type="radio"/>	29/30 <input type="radio"/>
			Plan Review		
 <p>1.1.2.c Reflect Reconciliation Action Plan</p>	Deliver actions outlined in the Reflect Reconciliation Action Plan to guide recognition and inclusion of Menang Noongar culture and building strong and respectful relationships.	Continue to implement the Reconciliation Action Plan framework. Deliver Great Southern Noongar Festival.			
<p>COA Role Deliver, Partner</p>	<p>Lead Team Community Development</p>	26/27 <input checked="" type="radio"/>	27/28 <input checked="" type="radio"/>	28/29 <input type="radio"/>	29/30 <input type="radio"/>

City services that support this strategic priority

 <p>Arts & Culture</p>	<p>Present a multi-art form program of cultural and creative events that challenge, excite, inspire and engage residents and visitors; operate venues that support art and cultural events and activities.</p>
 <p>Events</p>	<p>Deliver the City's flagship events program, and support other key community events including ANZAC Day.</p>
 <p>Library Services</p>	<p>Manage the History Great Southern – Kaartdijin Bidji Albany collection.</p>
 <p>Development Services</p>	<p>Maintain the City's Heritage List and the Local Heritage Survey.</p>
 <p>Community Development</p>	<p>Administer and support delivery of the City's Reconciliation Action Plan and Great Southern Noongar Festival.</p>

Corporate Performance Measures





Measure	Target
Community Satisfaction Survey trends	Maintain/increase each survey
Participation rates in City arts and culture programs	Maintain/increase annually
Involvement of community groups and local businesses in City flagship events programs	Increase annually



Krysta Guille Photography







Priority Actions

Initiative		Description	2026/2027 Highlights			
 <p>1.1.3.a Health and Wellbeing Plan</p>	<p>Deliver actions based on local priorities to ensure the best possible health, well-being and quality of life for all residents.</p>	<p>Provide food handler and hygiene training to community groups.</p> <p>Support good mental health in the community through the Act Belong Commit program.</p>				
	<p>COA Role Deliver, Partner, Advocate</p>	<p>Lead Team Community Development</p>	<p>26/27</p> <p>●</p>	<p>27/28</p> <p>●</p>	<p>28/29</p> <p>●</p>	<p>29/30</p> <p>●</p>
 <p>1.1.3.b Sport and Recreation Strategy</p>	<p>The Strategy is under development, and will be a five-year framework to guide investment, planning and delivery of sports and recreation facilities, programs and services.</p>	<p>Adoption of Sport and Recreation Strategy by Council.</p> <p>Commence development of Infrastructure Plan.</p>				
	<p>COA Role Deliver</p>	<p>Recreation Services</p>	<p>26/27</p> <p>●</p>	<p>27/28</p> <p>●</p>	<p>28/29</p> <p>●</p>	<p>29/30</p> <p>●</p>
 <p>1.1.3.c Future options for the Albany Leisure and Aquatic Centre (ALAC)</p>	<p>Develop a detailed business case to assess the long-term options, costs and benefits to inform decisions on the future of ALAC.</p>	<p>Appoint consultant and commence detailed business case process.</p>				
	<p>COA Role Deliver</p>	<p>Lead Team Recreation Services</p>	<p>26/27</p> <p>●</p>	<p>27/28</p> <p>●</p>	<p>28/29</p> <p>○</p>	<p>29/30</p> <p>○</p>
 <p>1.1.3.d Advocate for funding for the redevelopment of ALAC</p>	<p>Following the business case, the City will seek external funding to progress this project. Timing will be aligned with State and Federal election cycles and grant rounds.</p>					
	<p>COA Role Advocate</p>	<p>Lead Team Mayor and Councillors</p>	<p>26/27</p> <p>○</p>	<p>27/28</p> <p>○</p>	<p>28/29</p> <p>●</p>	<p>29/30</p> <p>●</p>



Priority Actions

Initiative		Description	2026/2027 Highlights			
 <p>1.1.3.e Sports Lighting Plan</p>	The plan outlines required LED upgrades and expansion of lighting on existing sporting fields.		Seek external funding to support project delivery.			
	COA Role Deliver	Lead Team Recreation Services	26/27 ●	27/28 ●	28/29 ○	29/30 ○
 <p>1.1.3.f Walking and cycling trail expansion</p>	Progress delivery of priority trail projects.		Complete concept plan for Albany to Whaling Station Trail.			
	Complete delivery of Albany Heritage Park Trail Network and Botanic Link Walkway.					
COA Role Deliver	Lead Team Major Projects Recreation Services	26/27 ●	27/28 ●	28/29 ●	29/30 ○	
 <p>1.1.3.g Park and playground improvements</p>	Deliver improvements guided by the Developed Managed Space Policy, which informs decision making on park upgrades, with the goal of equitable access across urban areas.		Undertake McKail precinct park planning.			
	Seek funding to undertake a shade audit for playgrounds and develop plan to increase shade.					
COA Role Deliver	Lead Team Developed Reserves	26/27 ●	27/28 ●	28/29 ●	29/30 ●	
 <p>1.1.3.h Artificial fishing reef</p>	The reef will enhance local recreational fishing experiences, and will be delivered in partnership with DPIRD and RecFish West.		Project delivery.			
	COA Role Deliver, Partner	Lead Team Major Projects	26/27 ●	27/28 ●	28/29 ○	29/30 ○

City services that support this strategic priority

	Recreation Services	Manage sport and recreation facilities and programs, including ALAC; deliver club development training and resources; plan for future sport and recreation needs; coordinate bookings/hire of City sporting facilities.
	Reserves	Maintain natural areas, parks, trees and playgrounds; manage sporting grounds and turf.
	Major Projects	Plan and project manage key strategic community projects.
	Ranger Services	Provide community education and local law enforcement to support safe, respectful and shared use of public spaces, including responsible pet ownership.
	Environmental Health	Deliver public health programs to protect community health, including food safety and noise control.
	Community Development	Facilitate programs and events that support community health and wellbeing.

Corporate Performance Measures

Measure	Target
Community Satisfaction Survey trends	Maintain/increase each survey
Participation rates in City recreational programs (including gym, swim school and social sports)	Increase annually
Membership of local sporting clubs	Maintain/increase annually
Expansion of trail network	Increase length of network annually
Park and playground improvements	3 per year
Number of notifiable food borne illnesses reported	Reduce rate per population annually





PILLAR 2 Environment



Outcome

A city where our natural environment is valued and conserved, and climate resilience is built for future generations.

Albany's natural environment is one of its greatest strengths, with unique landscapes and rich biodiversity. Our natural areas and reserves play a vital role in supporting wellbeing and helping the city adapt to a changing climate. The City works across a wide range of environmental programs and services to care for these places and ensure they remain healthy for future generations.

Our community has told us that protecting the natural environment remains one of their highest priorities. At the same time, growth brings increasing demand for housing, services and infrastructure. We recognise that these needs do not always align neatly.

There will be times when the City is required to make difficult decisions when balancing environmental protection with the need for development. These decisions are never taken lightly. Our commitment is to make informed decisions guided by sound evidence and a clear understanding of the long-term impacts.

The Environment Pillar is shaped by several important trends and challenges that influence how the City manages natural assets, waste, and long term environmental resilience.

Key trends and challenges



Environmental pressures from a growing population and increased demand on natural areas.



Impacts of climate change, including higher temperatures, changing rainfall patterns and increased risk to habitats.



The need to protect local biodiversity and manage threats such as invasive species and habitat loss.



Rising community expectations for sustainability, conservation and responsible resource use.



Increasing focus on reducing waste, improving recycling and supporting a circular economy.







Broader national and global environmental trends that influence local planning, land management and emissions reduction.

The City aims to balance responding to these environmental challenges with the broader guidance of the United Nations Sustainable Development Goals, which encourage communities to protect ecosystems, reduce environmental impacts, build climate resilience and support long term sustainability.



Protection of our biodiversity and the natural environment

Priority Actions

Initiative	Description	2026/2027 Highlights			
 <p>2.1.1.a Local Biodiversity Strategy</p>	<p>This strategy is currently under development, and will guide how we protect, connect and celebrate our unique local natural areas.</p>	<p>Adoption of Local Biodiversity Strategy by Council.</p> <p>Embed biodiversity considerations into the planning assessment process and when making recommendations on rezoning and subdivision processes.</p> <p>Integrate biodiversity objectives into the Local Planning Strategy and Scheme.</p>			
<p>COA Role Deliver</p>	<p>Lead Team Development Services</p>	<p>26/27 ●</p>	<p>27/28 ●</p>	<p>28/29 ●</p>	<p>29/30 ●</p>
 <p>2.1.1.b Annual Weed Action Plan</p>	<p>Review and deliver key actions for weed control in priority reserves.</p>	<p>Identify remaining Sydney Golden Wattle in the Mounts precinct through drone technology.</p> <p>Support the Albany Weed Alliance to enable collaboration and coordination of efforts.</p>			
<p>COA Role Deliver</p>	<p>Lead Team Reserves</p>	<p>26/27 ●</p>	<p>27/28 ●</p>	<p>28/29 ●</p>	<p>29/30 ●</p>
 <p>2.1.1.c Increase urban tree inventory and Protections</p>	<p>Deliver actions to increase the number of urban trees including delivery of street tree program; tree infill planting in parks; and strengthening of policy to protect existing urban street trees.</p>	<p>Deliver minimum 250 park and street trees .</p> <p>Review and enhance street tree policy to improve urban greening and connectivity.</p>			
<p>COA Role Deliver</p>	<p>Lead Team Reserves</p>	<p>26/27 ●</p>	<p>27/28 ●</p>	<p>28/29 ●</p>	<p>29/30 ●</p>
 <p>2.1.1.d Cheynes Beach Masterplan</p>	<p>Deliver actions to manage public access while protecting vegetation.</p>	<p>Detailed design of carpark and Tourist Rock accessible lookout.</p>			
<p>COA Role Deliver</p>	<p>Lead Team Reserves</p>	<p>26/27 ●</p>	<p>27/28 ●</p>	<p>28/29 ●</p>	<p>29/30 ○</p>

City services that support this strategic priority

 <p>Reserves</p>	<p>Revegetation and weed control programs; protection of biodiversity; management and support for Bushcare community groups and volunteers; processing of environmental permits and approvals; feral animal control; campground management.</p> <p>Delivery of street tree program; delivery and maintenance of irrigation systems.</p>
 <p>Development Services</p>	<p>Integrate environmental and natural resource management with broader land use planning and decision-making.</p>
 <p>Waste and Sustainability</p>	<p>Support engagement and promotion of community programs.</p>

Corporate Performance Measures





Measure	Target
Community Satisfaction Survey trends	Maintain/increase each survey
Community outreach/engagement activities	Maintain/increase annually
Survival rate of street and park trees	80% survival rate after 2 years
Partnerships with community groups to care for reserves	Maintain number of reserves under active partnerships





Minimise waste and maximise resource recovery


Priority Actions

Initiative	Description	2026/2027 Highlights			
 <p>2.1.2.a Waste and Resource Recovery Plan</p>	<p>This plan will replace the current Community Waste Resource Strategy and will guide decision making regarding waste infrastructure, services, programs, and communications.</p>	<p>Development of Plan and adoption by Council.</p>			
<p>COA Role Deliver</p>	<p>Lead Team Waste and Sustainability</p>	<p>26/27</p> <p>●</p>	<p>27/28</p> <p>○</p>	<p>28/29</p> <p>○</p>	<p>29/30</p> <p>○</p>
 <p>2.1.2.b Staged closure of the Hanrahan Road landfill site</p>	<p>A formal closure plan is required to provide direction to the staged shut down of the landfill site as it approaches capacity, including capping, gas/leachate systems, rehabilitation and monitoring.</p>	<p>Inclusion of closure plan in landfill licence amendment</p>			
<p>COA Role Deliver</p>	<p>Lead Team Waste and Sustainability</p>	<p>26/27</p> <p>●</p>	<p>27/28</p> <p>●</p>	<p>28/29</p> <p>●</p>	<p>29/30</p> <p>●</p>
 <p>2.1.2.c Future residual waste solution</p>	<p>An alternative destination and technologies for the City's future long-term residual waste is required ahead of the closure of the Hanrahan Road landfill.</p>	<p>Complete investigations into potential future landfill site.</p>			
<p>COA Role Deliver</p>	<p>Lead Team Waste and Sustainability</p>	<p>26/27</p> <p>●</p>	<p>27/28</p> <p>●</p>	<p>28/29</p> <p>●</p>	<p>29/30</p> <p>●</p>
 <p>2.1.2.d Hanrahan Road Waste Facility transfer station</p>	<p>Hanrahan Road Waste Facility will transition to become a transfer station where waste is received and consolidated for transport, with a focus on maximising resource recovery and minimising residual waste.</p>	<p>Complete detailed transfer station design and costing.</p>			
<p>COA Role Deliver</p>	<p>Lead Team Waste and Sustainability</p>	<p>26/27</p> <p>●</p>	<p>27/28</p> <p>●</p>	<p>28/29</p> <p>●</p>	<p>29/30</p> <p>●</p>



Alex Gott-Cumbers

City services that support this strategic priority

 <p>Waste and Sustainability</p>	<p>Operate the City’s waste facilities (Hanrahan Road Waste Facility, Bakers Junction Waste Facility, and five rural transfer stations); landfill closure planning; monitoring and reporting in accordance with licencing requirements.</p> <p>Manage contracts for collection and processing of waste; waste communication and education.</p>
--	--


Corporate Performance Measures

Measure	Target
Community Satisfaction Survey trends	Maintain/increase each survey
Community outreach/engagement activities	Maintain/increase annually
Tonnage of residual waste per household	Maintain/decrease annually
Increase in waste recovery/processing capacity	Increase in material types with pathway for diversion from landfill



Mitigate and adapt to long-term environmental challenges

Priority Actions

Initiative		Description	2026/2027 Highlights			
 <p>2.1.3.a Waterwise Strategy</p>	<p>This strategy will guide activities that are the responsibility of the City with regards to the management of water resources across the municipality.</p>	<p>Progress implementation of the restoration of Upper Yakamia Creek through the conversion of the Broughton Street Basin into a living stream to enhance public open space and biodiversity.</p>	26/27	27/28	28/29	29/30
			<p>COA Role Deliver</p>	<p>Lead Team Waste and Sustainability</p>	●	●
 <p>2.1.3.b Coastal planning and management</p>	<p>Deliver projects/actions in line with endorsed CHRMAP and Foreshore Management Plans</p>	<p>Emu Beach engineering design option analysis completed.</p> <p>Implementation of Frenchmans Bay Management Plan.</p>	26/27	27/28	28/29	29/30
			<p>COA Role Deliver</p>	<p>Lead Team Major Projects and Reserves</p>	●	●
 <p>2.1.3.c Corporate Power Plan</p>	<p>This plan guides the transition of City owned and operated buildings to be powered by 100% renewable energy by 2030.</p>	<p>Develop carbon emissions inventory and use data to report on progress towards targets</p>	26/27	27/28	28/29	29/30
			<p>COA Role Deliver</p>	<p>Lead Team Waste and Sustainability</p>	●	●




City services that support this strategic priority

	Development Services	Preparation of coastal hazard risk and adaptation management plans.
	Waste and Sustainability	Sustainability communication and education; coordinate water, energy and active transport strategy initiatives.
	Reserves	Erosion control and monitoring; manage safe access to beaches and coastal areas; sand nourishment.
	Major Projects	Deliver major coastal works projects.
	Engineering and Assets	Plan, manage and deliver capital works projects for buildings and infrastructure.

Corporate Performance Measures

Measure	Target
Community Satisfaction Survey trends	Maintain/increase each survey
Community outreach/engagement activities	Maintain/increase annually
Waterwise Council reporting	Maintain Gold Waterwise Council endorsement annually
Identification of coastal hazard risks	Preparation and implementation of adaptation and risk mitigation plans





PILLAR 3 Infrastructure



Lee Griffith



Outcome

A vibrant city with attractive and connected spaces, supported by forward thinking and responsible planning and development.

Albany's infrastructure is essential to how our community moves and connects.

Our roads, paths and public spaces support everyday life and enable the city to function safely and effectively.

As Albany grows, the need for additional infrastructure to support housing is clear. At the same time, the City must maintain and renew a significant network of existing assets that our community relies on every day.

The Infrastructure Pillar is shaped by several major trends that influence how the City plans, delivers and maintains the assets our community relies on.

The City will respond to these challenges through forward-thinking planning, strong asset management practices, and alignment with the UN Sustainable Development Goals which encourage resilient infrastructure, sustainable communities, and responsible use of resources.

Key trends and challenges



Population growth and the need for additional housing capacity.



Ageing existing infrastructure requiring ongoing renewal, maintenance and strategic investment.



Increased pressure on transport networks and the need for safe, efficient and accessible options.



Natural hazards and climate-related risks that affect the resilience and durability of infrastructure.







Financial constraints that require careful prioritisation of projects and long-term asset planning.



Provide the core and critical infrastructure to enable responsible and sustainable growth

Priority Actions

Initiative	Description	2026/2027 Highlights				
 <p>3.1.1.a Advocate for key service infrastructure</p>	<p>Advocate to the State Government for key services in priority development areas (Yakamia & Gladville) including sewer, power and water.</p>	26/27	27/28	28/29	29/30	
<p>COA Role Advocate</p>	<p>Lead Team Mayor and Councillors</p>	●	●	●	●	
 <p>3.1.1.b Future road network planning</p>	<p>Identify and prioritise future road network upgrades and new connections required to support forecast growth and changing travel patterns. This will build on existing structure plan traffic investigations and consolidate findings to inform long-term network planning, staging and funding submissions.</p>	Submit grant applications for traffic and network studies to confirm current constraints, forecast demand and upgrade priorities.	26/27	27/28	28/29	29/30
<p>COA Role Deliver</p>	<p>Lead Team Engineering and Assets</p>	●	●	●	●	
 <p>3.1.1.c Stormwater Management Strategy</p>	<p>This strategy provides the direction for managing stormwater and floodwater in the urban environment.</p>	Develop in house capability to utilise TUFLOW to assist in risk assessing flood prone areas. Commence update of Strategy.	26/27	27/28	28/29	29/30
<p>COA Role Deliver</p>	<p>Lead Team Engineering and Assets</p>	●	●	○	○	
 <p>1.1.1.d Future community infrastructure planning</p>	<p>Identify key future community infrastructure requirements to accommodate forecast growth.</p>	Structure planning outcomes to facilitate delivery of community infrastructure in key growth areas	26/27	27/28	28/29	29/30
<p>COA Role Deliver</p>	<p>Lead Team Development Services</p>	●	●	●	●	



City services that support this strategic priority

 <p>Engineering and Assets</p>	<p>Coordinate the creation, maintenance, renewal and disposal of City infrastructure assets; collect and maintain asset data to support the development of capital works programming for civil infrastructure and community facilities.</p> <p>Design and deliver safe and effective transport networks and associated infrastructure, including roads, paths, carparks and drainage.</p>
 <p>Development Services</p>	<p>Plan and guide the future growth and development of the district through the local planning strategy, the local planning scheme and structure plans.</p>

Corporate Performance Measures


























Measure	Target
Identification of community infrastructure needs to support forecasted growth	Preparation and endorsement of structure plans
Flooding resilience projects	Increase projects delivered annually








Enable sufficient land supply and diversity of housing options

Priority Actions

Initiative	Description	2026/2027 Highlights			
 3.1.2.a McAlpine Rise Development	The City is developing 6.7 hectares of city-owned land in Lockyer to supply approx 86 lots for affordable housing.	Completion of development works.			
COA Role Deliver	Lead Team Engineering and Assets Economic Development	26/27 	27/28 	28/29 	29/30 
 3.1.2.b Implementation of Albany Local Planning Strategy	This strategy guides land use planning over the next 10-15 years, and provides a rationale for zoning, land use and development controls.	Minor review to enable greater supply of land for housing.			
COA Role Deliver	Lead Team Development Services	26/27 	27/28 	28/29 	29/30 
 3.1.2.c Gladville Structure Plan	This Structure Plan will be prepared to guide urban expansion and infill development in the North McKail area.	Completion of Structure Plan and submission to WA Planning Commission.			
COA Role Deliver	Lead Team Development Services	26/27 	27/28 	28/29 	29/30 
 3.1.2.d Albany North Structure Plan	This District Structure Plan (led by the DPLH) will guide coordinated land use, infrastructure delivery and housing supply across Lange, Milpara, Orana, Walmsley, Warrenup and Yakamia.	Completion of Structure Plan and submission to WA Planning Commission.			
COA Role Partner	Lead Team Development Services	26/27 	27/28 	28/29 	29/30 
 3.1.2.e Great Southern Youth Foyer Project	Advocacy in collaboration with other agencies for funding to build and operate this facility, which will combine housing, support, and access to education and training opportunities for young people.	Completion of Structure Plan and submission to WA Planning Commission.			
COA Role Advocate Partner	LEAD TEAM Community Development	26/27 	27/28 	28/29 	29/30 



City services that support this strategic priority

 <p>Development Services</p>	<p>Plan and guide the future growth and development of the district through planning strategies, schemes and structure plans; assess developments applications in accordance with City policy and state legislation; ensure developments and land use comply with approvals and legislation; assess building proposals for compliance with regulations and legislation.</p>
 <p>Community Development</p>	<p>Represent the City on the Albany Homelessness Coordination Group and advocate for funding for the Youth Foyer development.</p>
 <p>Engineering and Assets</p>	<p>Plan, manage and deliver capital works projects for buildings and infrastructure.</p>

Corporate Performance Measures






Measure	Target
Community Satisfaction Survey trends	Maintain/increase each survey
Land zoned for future housing	Increase area annually



Strengthen safe, prepared and liveable urban and rural communities







Priority Actions

Initiative	Description	2026/2027 Highlights			
 3.1.3.a Response Plans for Bushfire Brigade areas	These plans will incorporate Bush Fire Brigade Operational Guidelines and Community Response Plans. Plans will be developed based on risk priority.	26/27	27/28	28/29	29/30
COA Role Deliver	Lead Team Emergency Services	●	●	●	○
 3.1.3.b Development Services review	Implement recommended actions of the service review.	26/27	27/28	28/29	29/30
COA Role Deliver	Lead Team Development Services	●	●	○	○
 3.1.3c Standards policy for Strategic Firebreaks and Access Ways	Policy to include standardised specification requirements to ensure consistency and ongoing maintenance is undertaken.	26/27	27/28	28/29	29/30
COA Role Deliver	Lead Team Emergency Services Ranger Services	●	●	○	○
 3.1.3.d Rural Halls Capacity Building Program	This annual program includes the Rural Community Hall Grant Program, Rural Halls Training Program, and face to face networking meeting.	26/27	27/28	28/29	29/30
COA Role Deliver	Lead Team Development Services	●	●	●	●
 3.1.3.e Gas transition support	Advocate for appropriate outcomes for residents and businesses affected by the decommissioning of the reticulated gas network in Albany.	26/27	27/28	28/29	29/30
COA Role Advocate	Lead Team Mayor and Councillors	●	●	○	○



City services that support this strategic priority

 <p>Emergency Services</p>	<p>Proactively manage risks through community education, risk mitigation and implementation of Fuel Management Plan for priority reserves; support local volunteer bushfire brigades to ensure effective response capabilities; support recovery efforts.</p>
 <p>Development Services</p>	<p>Assess development applications in accordance with City policy and state legislation; ensure developments and land use comply with approvals and legislation; assess building proposals for compliance with regulations and legislation.</p>
 <p>Ranger Services</p>	<p>Deliver community education and regulator services to support compliance with Local Laws and policies; promote public safety and amenity; and apply fair, consistent and proportionate enforcement.</p>
 <p>Community Development</p>	<p>Provide support and capacity building for rural communities, administer annual funding program.</p>

Corporate Performance Measures

Measure	Target
Community Satisfaction Survey trends	Maintain/increase each survey
Strengthen role of Rural Halls in community connection	75% take up of Rural Halls Capacity Building Program
Planning and building approvals	Increase annually
Firebreak compliance	Reduce % of non-compliance of inspected properties annually





Priority Actions

Initiative	Description	2026/2027 Highlights			
 <p>3.1.4.a Bike Plan</p>	<p>Deliver bike riding infrastructure and programs that support cycling.</p>	<p>Delivery of 830m shared path on Allwood Parade, Bayonet Head.</p> <p>Extension of Albany Highway shared path to Warrenup.</p>			
<p>COA Role Deliver</p>	<p>Lead Team Engineering and Assets</p>	26/27	27/28	28/29	29/30
 <p>3.1.4.b Rural Road Improvement Program</p>	<p>Deliver improvements to the rural road network identified through the Strategic Asset Management Plan.</p>	<p>Seal 7.28km of Chillinup Road.</p> <p>Reconstruction, widen and reseal of Pfeiffer Road.</p>			
<p>COA Role Deliver</p>	<p>Lead Team Engineering and Assets Civil Construction and Maintenance</p>	26/27	27/28	28/29	29/30
 <p>3.1.4.c Urban Road Improvements</p>	<p>Deliver improvements including reseals and reconstructions, safety improvements, and asset preservation.</p>	<p>Campbell Road stage 2 – North Rd to Middleton Road.</p> <p>Lockyer Avenue – Young St to Minna Street.</p>			
<p>COA Role Deliver</p>	<p>Lead Team Engineering and Assets</p>	26/27	27/28	28/29	29/30




City services that support this strategic priority

 <p>Engineering and Assets</p>	<p>Coordinate the creation, maintenance, renewal and disposal of City infrastructure assets; collect and maintain asset data to support the development of capital works programming for civil infrastructure and community facilities.</p> <p>Design and deliver safe and effective transport networks and associated infrastructure, including roads, paths, carparks and drainage</p>
 <p>Waste and Sustainability</p>	<p>Support engagement, activation and education related to active transport infrastructure.</p>
 <p>Civil Construction and Maintenance</p>	<p>Plan and deliver construction and maintenance programs for roads, paths, drainage and parking.</p>

Corporate Performance Measures

Measure	Target
Community Satisfaction Survey Trends	Maintain/increase each survey
Expansion of shared path network	Increase by minimum 2km per year
Road condition rating	Maintain from 2023/24 baseline (condition surveys conducted every 3 years)
Percentage of road surfaces outside of renewal intervention levels	Under 10%
Road safety crash data (local roads)	Decrease serious crash rate per population from 5-year average



Krysta Guille



PILLAR 4 Economy



Frances Andrijich



Outcome

A thriving, diverse, and innovative regional economy that creates a diversity of opportunities.

As a regional hub, Albany supports a range of industries that create jobs and contribute to a vibrant, resilient local economy.

Ensuring that businesses can grow, that visitors can have a high quality experience, and that residents have access to local education and employment pathways is essential to sustaining Albany's long-term prosperity.

The City plays an important role in shaping the conditions that support economic activity.

This includes supporting city centre vibrancy, facilitating investment, and working in partnership with industry, business and government.

In responding to these challenges, the City will align with the UN Sustainable Development Goals of fostering a resilient, diverse and sustainable local economy that benefits current and future generations.

Key trends and challenges



A growing population that requires more diverse employment opportunities and services.



The need to strengthen transport connections to major centres and markets.



The increasing importance of tourism and the quality of the visitor experience.



Workforce shortages and the need for local education, training and upskilling pathways.



Shifts in technology, sustainability expectations, and industry innovation.













Financial pressures and cost-of-living challenges affecting local businesses and households.





Strengthen transport links to the surrounding region and major centres

Priority Actions

Initiative	Description	2026/2027 Highlights			
 <p>4.1.1.a Airport Enhancement Project</p>	<p>This project will deliver Stage 1 enhancements to major airport infrastructure including runway, taxiways and aprons.</p>	<p>Overlay of existing runway and critical works as directed by CASA to ensure compliance.</p>			
<p>COA Role Deliver</p>	<p>Lead Team Airport Engineering and Assets</p>	<p>26/27</p> 	<p>27/28</p> 	<p>28/29</p> 	<p>29/30</p> 
 <p>4.1.1.b Advocate for maintenance and renewal of key transport assets</p>	<p>Advocate to State Government to ensure essential road, rail and sea transport assets are fit for purpose and able to support a growing population.</p>				
<p>COA Role Advocate</p>	<p>Lead Team Mayor and Councillors</p>	<p>26/27</p> 	<p>27/28</p> 	<p>28/29</p> 	<p>29/30</p> 

City services that support this strategic priority

 <p>Airport</p>	<p>Manage operation of the Albany Regional Airport for passenger, charter, emergency services and general aviation services.</p>
 <p>Engineering and Assets</p>	<p>Plan, manage and deliver capital works projects for buildings and infrastructure.</p>

Corporate Performance Measures


Measure	Target
Community Satisfaction Survey trends	Maintain/increase each survey



Priority Actions

Initiative	Description	2026/2027 Highlights			
 <p>4.1.2.a Economic Development Strategy</p>	<p>This strategy (currently under development) will provide a roadmap to strengthen Albany's economy, support local businesses, attract investment, and create jobs.</p>	<p>Establish attraction and investment concierge program to help businesses to find opportunities.</p>			
<p>COA Role Deliver, Partner Advocate</p>	<p>Lead Team Economic Development</p>	<p>26/27</p> <p>●</p>	<p>27/28</p> <p>●</p>	<p>28/29</p> <p>●</p>	<p>29/30</p> <p>●</p>
 <p>4.1.1.b CBD revitalisation</p>	<p>Partner with Albany Chamber of Commerce and Industry to activate the CBD.</p>	<p>Continuation and expansion of Thursdays on York.</p> <p>Investigate opportunities. Stirling Terrace activation</p>			
<p>COA Role Partner</p>	<p>Lead Team Economic Development</p>	<p>26/27</p> <p>●</p>	<p>27/28</p> <p>●</p>	<p>28/29</p> <p>○</p>	<p>29/30</p> <p>○</p>

City services that support this strategic priority

 <p>Economic Development</p>	<p>Support current businesses; encourage new business and investment; CBD activation; partnerships and stakeholder engagement and liaison.</p>
--	--

Corporate Performance Measures

Measure	Target
Gross Regional Product	Maintain/increase from \$2.76b (2024)
Economic data	Increase total local spend annually




Grow as a destination that offers a world-class visitor experience



Priority Actions

Initiative		Description			
 <p>4.1.3.a Mounts Precinct Plan</p>	Develop consolidated strategic vision for the Mounts precinct, incorporating the recommendations of the National Anzac Centre Strategic Review, to guide future planning and decision making.				
	<p>COA Role Deliver</p> <p>Lead Team National Anzac Centre/Heritage Park Major Projects</p>	26/27	27/28	28/29	29/30
 <p>4.1.3.b Support local tourism businesses</p>	Support local tour operators to expand range of offerings.				
	<p>COA Role Deliver, Partner</p> <p>Lead Team Economic Development</p>	26/27	27/28	28/29	29/30

City services that support this strategic priority

 <p>Economic Development</p>	Support current businesses; encourage new business and investment; CBD activation; partnerships and stakeholder engagement and liaison.
 <p>Visitor Centre</p>	Operation of Albany Visitor Centre; promotion of Albany's heritage and tourism sector; deliver Tourism Industry Partnership Program; manage industry relationships.
 <p>National Anzac Centre/ Heritage Park</p>	Visitor and experience management; operation of National Anzac Centre, Princess Royal Fortress Tours and Forts Store.


Corporate Performance Measures

Measure	Target
National Anzac Centre visitation	Maintain annual visitation above 50,000
Visitor Centre customer data	Increase annually
Economic data	Increase visitor local spend




Strengthen Albany's role as a regional hub for education, training and work

Priority Actions

Initiative		Description			
 <p>4.1.4.a Great Southern University Centre hybrid learning hub</p>	Advocate for sustainable long-term funding and partner with Regional Development Australia Great Southern and education partners to deliver key education infrastructure for Albany and the region.	26/27	27/28	28/29	29/30
	<p>COA Role Partner, Advocate</p> <p>Lead Team Economic Development</p>	●	●	○	○
 <p>4.1.4.b Expanded tertiary course options</p>	Work with UWA, the Great Southern Development Commission and State and Federal Government to advocate for sustained investment in the Albany campus, including expanded facilities, staff and high-demand course pathways.	26/27	27/28	28/29	29/30
	<p>COA Role Partner, Advocate</p> <p>Lead Team Economic Development</p>	●	●	●	●

City services that support this strategic priority

 <p>Economic Development</p>	Support current businesses; encourage new business and investment; CBD activation; partnerships and stakeholder engagement and liaison
 <p>Daycare</p>	Provide and deliver quality early years education to align to the National Quality Standards and Early Years Learning Framework; provide student placement and support for workplace learning, TAFE and university practical placement students.

Corporate Performance Measures

Measure	Target
Employed residents	Increase annually
Residents in higher education or training	Increase annually
Daycare quality standards	Meet all quality standards and regulatory requirements at each assessment



PILLAR 5 Leadership



Outcome

A well-governed city with visionary leadership and strong trusted partnerships, that uses resources wisely to meet local needs.

As a growing regional centre, the City of Albany relies on effective leadership, strong governance and trusted partnerships to navigate emerging challenge, allocate resources wisely, and respond to the evolving needs of the community.

In responding to these challenges, the City will consider the UN Sustainable Development Goals of promoting strong institutions with effective governance, resilient community and inclusive public engagement.

Key trends and challenges



Increasing expectations for transparency, accountability and community-centred decision making.



The need for robust financial and asset management to balance affordability with responsible long-term investment.



Rapid technological changes that influences how the City engages, communicates and delivers services.



The need to adapt to future State Government reforms to the Local Government Act.





A rapidly changing global social and economic environment.






Lead as a community-focused, values-led council

Krysta Guille

Priority Actions

Initiative	Description	2026/2027 Highlights			
 5.1.1.a Local Laws Review	Undertake a structured review of the City's Local Laws to ensure consistency with legislative requirements and good governance practice.	Complete prioritised review.			
COA Role Deliver	Lead Team Ranger Services	26/27 <input checked="" type="radio"/>	27/28 <input type="radio"/>	28/29 <input type="radio"/>	29/30 <input type="radio"/>
 5.1.1.b Governance improvements	Enhance governance frameworks, delegations and integrity systems to ensure governance arrangements remain fit-for-purpose as the City grows and operates in an increasingly complex regulatory environment.	Review and update Council and CEO delegations. Improved reporting on risk, compliance and assurance to Council and Committees.			
COA Role Deliver	Lead Team Governance and Risk	26/27 <input checked="" type="radio"/>	27/28 <input checked="" type="radio"/>	28/29 <input checked="" type="radio"/>	29/30 <input checked="" type="radio"/>

City services that support this strategic priority

 Ranger Services	Deliver community education and regulatory services to support compliance with Local Laws and policies; promote public safety and amenity; and apply fair, consistent and proportionate enforcement.
 Governance and Risk	Deliver governance systems to achieve assurance over governance, compliance and risk-informed decision making.
 Business Planning and Performance	Coordinate integrated corporate planning, performance monitoring and reporting to support accountable delivery of Council priorities.



Corporate Performance Measures

Measure	Target
Community Satisfaction Survey trends	Maintain/increase each survey
Compliance Annual Return	Compliance requirements met annually



Deliver optimised asset and financial management with planned capital improvements





Priority Actions

Initiative		Description			
 <p>5.1.2.a Strategic Asset Management Plan update</p>	Update of Plan, which acts as a long-term framework to manage infrastructure by aligning service delivery with community needs and financial sustainability.				
	COA Role Deliver	Lead Team Engineering & Assets	26/27 <input checked="" type="radio"/>	27/28 <input type="radio"/>	28/29 <input type="radio"/>
 <p>5.1.2.b Strengthen audit oversight and implementation of improvement actions</p>	Embed the Audit, Risk & Improvement Committee to improve prioritisation, tracking, and reporting of improvement actions to support compliance, risk informed decision making and continuous improvement.				
	COA Role Deliver	Lead Team Governance & Risk	26/27 <input checked="" type="radio"/>	27/28 <input checked="" type="radio"/>	28/29 <input checked="" type="radio"/>



Lee Griffith

City services that support this strategic priority

 <p>Engineering and Assets</p>	<p>Coordinate the creation, maintenance, renewal and disposal of City infrastructure assets; collect and maintain asset data to support the development of capital works programming for civil infrastructure and community facilities.</p>
 <p>Governance and Risk</p>	<p>Deliver governance systems to achieve assurance over governance, compliance and risk-informed decision making.</p>
 <p>Finance</p>	<p>The budgeting, rates and accounts teams translate the Rating and Revenue Policy principles into consistent day-to-day financial practice by aligning budgets with long-term plans, applying rating structures consistently and transparently, and accurately monitoring and reporting revenue to ensure outcomes reflect policy intent.</p>
 <p>Property and Leasing</p>	<p>Coordinate leasing and utilisation of City owned and managed property assets to optimise financial and community outcomes and support broader asset management objectives.</p>

Corporate Performance Measures





Measure	Target
Maintenance of asset inventories	100% of assets in inventories
Condition monitoring of all core assets	Condition surveys completed as per cycle
Maintenance of financial rating	Score above benchmark Local Government Financial Indicator (LGFI) score
Audit tasks completed within deadline	Increase % annually





Build community and organisational emergency readiness





Priority Actions

Initiative	Description	2026/2027 Highlights			
 <p>5.1.3.a Local Emergency Management Arrangements</p>	<p>Review and update as per LEMA requirements</p>				
<p>COA Role Deliver, Partner</p>	<p>Lead Team Emergency Services</p>	26/27 <input type="radio"/>	27/28 <input checked="" type="radio"/>	28/29 <input type="radio"/>	29/30 <input type="radio"/>
 <p>5.1.3.b Develop and train staff in emergency management, response and recovery</p>	<p>Ensure an appropriate cohort of staff are trained to assist emergency services in response and recovery.</p>				
<p>COA Role Deliver</p>	<p>Lead Team People & Culture</p>	26/27 <input checked="" type="radio"/>	27/28 <input type="radio"/>	28/29 <input checked="" type="radio"/>	29/30 <input type="radio"/>
 <p>5.1.3.c Support vulnerable community members to prepare for emergencies</p>	<p>Implement the use of Person Centred Emergency Planning Tool with vulnerable community members.</p>				
<p>COA Role Deliver</p>	<p>Lead Team Emergency Services</p>	26/27 <input checked="" type="radio"/>	27/28 <input checked="" type="radio"/>	28/29 <input checked="" type="radio"/>	29/30 <input type="radio"/>
 <p>5.1.3.d Business Continuity Planning</p>	<p>Review, update and test the Business Continuity Plans for the City's IT systems to ensure they consider risks relating to extreme weather events, bushfire and cyber-security attacks.</p>				
<p>COA Role Deliver</p>	<p>Lead Team Information Technology</p>	26/27 <input checked="" type="radio"/>	27/28 <input checked="" type="radio"/>	28/29 <input checked="" type="radio"/>	29/30 <input type="radio"/>



Ann & Tom Photography

City services that support this strategic priority

 <p>Emergency Management</p>	<p>In collaboration with Department of Fire and Emergency Services, ongoing delivery of projects and services in regards to prevention, preparedness, response and recovery.</p>
 <p>Information Technology</p>	<p>Provide, maintain and support fit-for-purpose IT solutions.</p>
 <p>People and Culture</p>	<p>Provide work health and safety, payroll and human resource services that are professional, compliance and efficient.</p>
 <p>Community Development</p>	<p>Facilitation of person-centred emergency planning workshops for vulnerable community members.</p>



Corporate Performance Measures

Measure	Target
Increased community emergency preparedness	Increase in workshop attendance/preparation of emergency plans annually
Service availability percentage for critical IT systems	99.5%



 **Enable a well informed and engaged community**

Priority Actions

Initiative	Description	2026/2027 Highlights			
 <p>5.1.4.a Communications and Engagement Strategy</p>	<p>Deliver actions to support engagement with residents to ensure they are informed and included in decisions the City makes that impact them.</p>	<p>Complete the Community Engagement Toolkit. Deliver Rural Meet & Greet opportunities.</p>			
<p>COA ROLE Deliver</p>	<p>LEAD TEAM Community Development Communications</p>	<p>26/27</p> <p>●</p>	<p>27/28</p> <p>●</p> <p>Plan Review</p>	<p>28/29</p> <p>○</p>	<p>29/30</p> <p>○</p>
 <p>5.1.3.b Customer experience enhancements</p>	<p>Deliver an integrated Enterprise Resource Planning system to enable simpler, faster and more consistent service interactions for residents.</p>	<p>Implement Antenna mobile app to enable residents to lodge service requests and receive City alerts and updates.</p>			
<p>COA ROLE Deliver</p>	<p>LEAD TEAM Information Technology</p>	<p>26/27</p> <p>●</p>	<p>27/28</p> <p>●</p>	<p>28/29</p> <p>●</p>	<p>29/30</p> <p>●</p>



City services that support this strategic priority

 <p>Customer Service</p>	<p>Provide consistent, accessible and customer-focused services that enable the community to engage with the City, manage enquiries, service requests and transactions in a timely and efficient manner that supports continuous service improvement.</p>
 <p>Information Technology</p>	<p>Provide, maintain and support fit-for-purpose IT solutions.</p>
 <p>People and Culture</p>	<p>Provide work health and safety, payroll and human resource services that are professional, compliance and efficient.</p>
 <p>Community Development</p>	<p>Support delivery of the City's community engagement activities.</p>
 <p>Communications</p>	<p>Deliver public relations, media management, marketing, design and digital communications to inform the community, and promote services and initiatives.</p>

Corporate Performance Measures

Measure	Target
Community Satisfaction Survey trends	Maintain/increase each survey
Reach across City communication platforms	Increase annually
Community engagement and participation opportunities	Increase annually
Antenno implementation	Increase users by 10% annually

Resourcing the plan

Strategic Asset Management Plan

The City owns and maintains a substantial network of infrastructure assets, parks and community facilities. The Strategic Asset Management Plan (SAMP) provides a rationale for how we prioritise long term projects and when we will intervene for cost effective renewal programs.

It identifies critical risks, monitoring of service levels and performance, understanding lifecycle management and maintenance strategies.

The SAMP also quantifies anticipated expenditure and highlights focus areas for improvements.

The Long Term Financial Plan

The Long Term Financial Plan (LTFP) is a strategic, forward-looking document that outlines Council's anticipated financial position, priorities, and funding assumptions over an extended period; however, it is inherently based on projections and subject to change, and therefore does not constitute a binding financial commitment.

It is intended to support informed decision-making and ensure long-term financial sustainability. The binding financial commitment document is the Annual Budget, which is formally adopted by Council and sets out the approved revenues, expenditures, and resource allocations for the forthcoming financial year, representing Council's definitive and authorised financial plan for that period.

The financial summary provides estimated revenue and expenses over the next four years.

Rates remain the City's primary source of operating revenue, providing a stable base to fund essential services. Grants and contributions, particularly for capital projects, continue to play a significant role in enabling infrastructure delivery, while fees and charges support the provision of user-pays service.

Operating expenditure reflects the breadth of services delivered by the City and the asset-intensive nature of local government. Employee costs and materials and contracts represent the largest components of expenditure, while depreciation highlights the scale of infrastructure assets that require ongoing renewal to maintain service levels.

Asset Overview: What we own			
Transport	Buildings	Stormwater	Managed Space
Roads	Cultural and community	Pipes	Parks and gardens
Paths	Public toilets	Pits	Sporting spaces
Bus shelters	Municipal operations	Open drains	Street landscaping
Street lighting	Sport & recreation		Natural spaces
Carparks	Tourism & commercial		
Major bridges			
Airport			
Jetties			
Boardwalks			
Replacement costs			
\$793 m	\$184 m	\$159 m	\$146 m
Total replacement cost:		\$1.3 billion	

\$M	26 -27	27-28	28-29	29-30
Operating Revenue				
Rates	51.9	54.6	57.4	59.9
Operating Grants	10.4	9.0	9.2	9.4
Fees & Charges	26.4	27.4	28.8	30.0
Other	4.0	3.7	3.0	2.8
Total	92.6	94.7	98.4	102.1
Operating Expenses				
Employee Costs	(41.0)	(41.8)	(43.1)	(44.7)
Materials & Contracts	(29.1)	(27.7)	(27.8)	(28.6)
Depreciation	(21.8)	(21.9)	(22.1)	(22.3)
Other	(5.5)	(5.5)	(5.8)	(6.6)
Total	(97.3)	(96.9)	(98.9)	(102.1)
<i>Non cash adjustments</i>	21.9	22.1	22.3	22.4
Capital Expenditure & Revenue				
Capital Expenditure	(90.0)	(43.9)	(47.6)	(43.4)
Repayment of Loans	(1.0)	(0.8)	(0.7)	(1.1)
New Loan Borrowings	6.5	3.0	12.0	10.0
Non Operating Grants	51.6	17.4	16.1	9.9
Sale of Assets	0.5	0.5	0.9	1.2
Reserves Funding Used/(Saved)	15.1	3.8	(2.5)	1.0
Total	(17.2)	(19.9)	(21.8)	(22.4)
Estimated Closing Position				
	0	0	0	0

The Annual Budget

The development of the annual budget is guided by the Long Term Financial Plan and the actions outlined in the Council Plan. It includes the planned projects and services for the upcoming year.

Detailed information on Annual Budget can be found on the [City of Albany website](#).

Workforce Plan

The Workforce Plan includes a workforce analysis, risk analysis and forecasting to produce a coordinated approach to the human resourcing requirements required to deliver the City's operations and services.

As of June 2026, there were 376 full time and part time employees in roles across the organisation.

Directorate	Full time	Part time	Total
Office of the CEO	11	4	15
Infrastructure, Development and Environment	146	30	176
Corporate and Commercial Services	53	21	74
Community Services	42	69	111
Total	252	124	376

Performance reporting and review

We will keep Council and the community informed about our progress towards the priorities in this Plan through:



Quarterly performance reports to Council detailing our activities towards the actions in this Plan.



The City's Annual Report will detail the progress achieved in the previous financial year in each strategic priority area. It will also include a report on the progress measure indicators outlined in each pillar.

We will review the components of our Council Plan in accordance with the Local Government (Administration) Regulations 1996, as follows:





Krysta Guille

Appendix A: Strategic Alignment

Community

An inclusive and safe community where people feel proud of their heritage and can reach their potential.

<p>Strategic Priority</p>	<p>Build community participation, belonging and quality of life for all ages. Recognise and celebrate our diverse cultural and heritage identity. Support healthy and active lifestyles.</p>
<p>Alignment with United Nations Sustainable Development Goals</p>	<p>Goal 3: Good health and well-being Goal 11: Sustainable cities and communities</p>
<p>Alignment with WA Government Priorities 2025-2029</p>	<p>Health Community</p>

Environment

A city where our natural environment is valued and conserved, and climate resilience is built for future generations.

<p>Strategic Priority</p>	<p>Protection of our biodiversity and the natural environment. Minimise waste and maximise resource recovery. Mitigate and adapt to long-term environmental challenges.</p>
<p>Alignment with United Nations Sustainable Development Goals</p>	<p>Goal 7: Affordable and clean energy Goal 12: Responsible consumption and production Goal 13: Climate action Goal 14: Life below water Goal 15: Life on land</p>
<p>Alignment with WA Government Priorities 2025-2029</p>	<p>Environment</p>

Infrastructure

A vibrant city with attractive and connected spaces, supported by forward thinking and responsible planning and development.

<p>Strategic Priority</p>	<p>Provide the core and critical infrastructure to enable responsible and sustainable growth.</p> <p>Enable sufficient land supply and diversity of housing options.</p> <p>Strengthen safe, prepared and liveable urban and rural communities.</p> <p>Deliver a safe, sustainable and efficient local transport network.</p>
<p>Alignment with United Nations Sustainable Development Goals</p>	<p>Goal 9: Industry, innovation and infrastructure</p> <p>Goal 11: Sustainable cities and communities</p>
<p>Alignment with WA Government Priorities 2025-2029</p>	<p>Housing</p> <p>Infrastructure and services</p>

Economy

A thriving, diverse and innovate regional economy that creates a diversity of opportunities

<p>Strategic Priority</p>	<p>Strengthen transport links to the surrounding region and major centres.</p> <p>Support diversified and thriving local businesses and industries.</p> <p>Grow as a destination that offers a world-class visitor experience.</p> <p>Strengthen Albany's role as a regional hub for education, training and work.</p>
<p>Alignment with United Nations Sustainable Development Goals</p>	<p>Goal 8: Decent work and economic growth.</p> <p>Goal 9: Industry, innovation and infrastructure.</p>
<p>Alignment with WA Government Priorities 2025-2029</p>	<p>Jobs</p>

Leadership

A well-governed city with visionary leadership and strong trusted partnerships, that uses resources wisely to meet local needs

<p>Strategic Priority</p>	<p>Lead as a community-focused, values-led Council</p> <p>Deliver optimised asset and financial management with planned capital improvements</p> <p>Build community and organisational emergency readiness</p> <p>Enable a well informed and engaged community</p>
<p>Alignment with United Nations Sustainable Development Goals</p>	<p>Goal 16: Peace, justice and strong institutions</p>
<p>Alignment with WA Government Priorities 2025-2029</p>	

Appendix B:


Related Documents

The following table provides an overview of the related strategies and plans referenced in this document:

Pillar	Document	Page referenced
Community	Access and Inclusion Plan 2023-2027	16
	Age-Friendly Albany Plan 2023-2027	16
	Youth Friendly Albany Plan 2022-2025	16
	Bicentenary Strategic Plan	18
	Arts, Culture and Heritage Plan 2022-2027	18
	Reflect Reconciliation Action Plan	18
	Health and Wellbeing Plan	20
Environment	Waterwise Strategy	28
	Corporate Power Plan 2023-2028	28
Infrastructure	Stormwater Management Strategy	32
	Albany Local Planning Strategy	34
	Bike Plan 2025-2030	38
Economy	Airport Master Plan 2043	42
Leadership	Strategic Asset Management Plan	48
	Communications and Engagement Strategy	52




Version	Version Description	Date Completed
0.1	City of Albany Council Plan	



City of Albany
(08) 6820 3000
staff@cityofalbany.wa.gov.au
102 North Road, Yakamia, WA 6330

This document can be provided in alternative formats upon request.



DELEGATED AUTHORITY

WRITE-OFF DEBTORS GENERAL DEBT

Delegation:

LG4.03 (D022) Defer, Grant Discounts, Waive or Write Off Debts (LG Act)

Delegated Power:

Write off an amount of money which is owed to the City of Albany [s.6.12(1)(c)].


Reporting Requirements:

Report to Council Committee Monthly.

Debtors General Write-Off balance for 2025/26 of \$1,154.34 as per the attached list.

REPORT ITEM CCS804 REFERS

Debtor	Amount
200065556	\$0.01
200080459	\$0.01
200065556	\$0.01
200079130	\$0.03
200082368	\$0.04
200082368	\$0.04
200082368	\$0.04
200082368	\$0.04
200082368	\$0.04
200067428	\$0.05
200070411	\$0.05
200065797	\$0.06
200068038	\$0.20
200068275	\$0.40
200085501	\$0.54
200067559	\$1.60
200071783	\$12.50
200073554	\$12.50
200084444	\$12.50
200086219	\$12.50
200081103	\$12.50
200090563	\$12.50
200090606	\$12.50
200090642	\$12.50
200090643	\$12.50
200090644	\$12.50
200090651	\$12.50
200082355	\$12.50
200090747	\$12.50
200068184	\$14.35
200090528	\$14.35
200080519	\$15.00
200065900	\$20.41
200068586	\$24.38
200081103	\$41.24
200065869	\$82.95
200078646	\$316.00
200072431	\$460.00
TOTAL	\$1,154.34



CITY OF ALBANY

SCHEDULE OF FEES & CHARGES

FOR THE YEAR ENDED 30TH JUNE 2027

TABLE OF CONTENTS

Community Services

Albany Leisure & Aquatic Centre	1-3
Sporting Reserves	3
National ANZAC Centre	4
Albany Regional Day Care	4
Vancouver Arts Centre	4-5
Albany Town Hall	5
Albany Public Library	5-6
Events	6
Lotteries House	6
Town Square	6

Infrastructure, Development & Environment

Building	7-8
Planning	8-10
Engineering Services	10
Waste	10-11
Camp Ground Fees	11

Corporate & Commercial Services

Airport	12-13
Albany Visitor Centre	13
Emu Point Boat Pens	13
Environmental Health Services	13-14
Law, Order & Public Safety	14-15
Administration - General	15-16

REPORT ITEM CCS805 REFERS

CITY OF ALBANY 2026/2027 Fees Charges

Description	Charge Type	Proposed Fee - 2026/27 (inc GST)	Proposed Fee - 2026/27 (ex GST)	Adopted Fee - 2025/26 (inc GST)	Adopted Fee - 2025/26 (ex GST)
COMMUNITY SERVICES					
Albany Leisure & Aquatic Centre					
AQUATICS					
Entry Fees - Per Visit					
Spectator	Council	\$0.00	\$0.00	\$0.00	\$0.00
Adult	Council	\$7.90	\$7.18	\$7.50	\$6.82
Child (3-16yrs)	Council	\$5.80	\$5.27	\$5.50	\$5.00
Child (0-3yrs) - with full paying adult	Council	\$0.00	\$0.00	\$0.00	\$0.00
Child (0-3yrs) - toddler pool entry with non swimming adult	Council	\$2.10	\$1.91	\$2.00	\$1.82
Concession - (Pensioner, senior, health care, Australian full time student and WA public transport, student concession cards)	Council	\$6.10	\$5.55	\$5.80	\$5.27
Family Pass (2 x Adult, 2 x Child)	Council	\$22.60	\$20.55	\$21.50	\$19.55
Family Pass Additional child	Council	\$3.25	\$2.95	\$3.10	\$2.82
Centre Day Pass Adult (Stadium & Aquatics)	Council	\$11.55	\$10.50	\$11.00	\$10.00
Centre Day Pass Child (Stadium & Aquatics)	Council	\$7.70	\$7.00	\$7.40	\$6.73
Centre Day Pass Concession (Stadium & Aquatics)	Council	\$9.30	\$8.45	\$8.90	\$8.09
Adult: Swim/Steam/Spa	Council	\$12.60	\$11.45	\$12.00	\$10.91
Concession: Swim/Steam/Spa	Council	\$10.30	\$9.36	\$9.80	\$8.91
School Groups: In term 9-3pm (Carnivals and Training)	Council	\$4.60	\$4.18	\$4.40	\$4.00
Education Department: In-Term Swimming	Council	\$4.60	\$4.18	\$4.40	\$4.00
Education Department: Vac Swim	Council	\$5.90	\$5.36	\$5.60	\$5.09
Multi-Passes					
Adult: 10 Swims	Council	\$70.50	\$64.09	\$67.00	\$60.91
Child: 10 Swims	Council	\$52.20	\$47.45	\$49.50	\$45.00
Concession: 10 Swims	Council	\$55.50	\$50.45	\$53.00	\$48.18
Adult: 10 Swim/Steam/Spa	Council	\$112.00	\$101.82	\$107.00	\$97.27
Concession: 10 Swim/Steam/Spa	Council	\$92.00	\$83.64	\$87.50	\$79.55
Aquatic Membership					
Adult: 3 Month	Council	\$336.00	\$305.45	\$320.00	\$290.91
Adult: 6 Month	Council	\$415.00	\$377.27	\$395.00	\$359.09
Adult: 12 Month	Council	\$714.00	\$649.09	\$680.00	\$618.18
Child: 3 Month	Council	\$265.00	\$240.91	\$252.00	\$229.09
Child: 6 Month	Council	\$352.00	\$320.00	\$335.00	\$304.55
Child: 12 Month	Council	\$604.00	\$549.09	\$575.00	\$522.73
Concession & FIFO: 3 Month	Council	\$265.00	\$240.91	\$252.00	\$229.09
Concession & FIFO: 6 Month	Council	\$352.00	\$320.00	\$335.00	\$304.55
Concession & FIFO: 12 Month	Council	\$604.00	\$549.09	\$575.00	\$522.73
Family (2 Adults + 2 children u/16): 12 Month	Council	\$1,428.00	\$1,298.18	\$1,360.00	\$1,236.36
Aquatic Membership - Other					
Establishment Fee-new members (Direct debit only)	Council	\$60.00	\$54.55	\$60.00	\$54.55
Direct Debit Cancellation Fee:	Council	25% of remaining fees		25% of remaining fees	
Membership Suspension Fee (per week)	Council	\$5.00	\$4.55	\$5.00	\$4.55
Membership Transfer Fee	Council	\$45.00	\$40.91	\$45.00	\$40.91
Corporate Discount (min 5 members from 1 organisation)	Council	15%		15%	
Membership Promotions	Council	At discretion of Facility Manager		At discretion of Facility Manager	
Aquatic Hire Fees					
Lap Pool Hire Per Hour - Exclusive Use (Excluding pool entry fees)	Council	\$141.00	\$128.18	\$134.00	\$121.82
Leisure Pool Hire Per Hour - Exclusive Use (Excluding pool entry fees)	Council	\$141.00	\$128.18	\$134.00	\$121.82
Toddler Pool Hire Per Hour - Exclusive Use (Excluding pool entry fees)	Council	\$16.30	\$14.82	\$15.50	\$14.09
Direct Debit Cancellation Fee:	Council	25% of remaining fees		25% of remaining fees	
Supervision: Per staff member per hour (additional Staff & outside operating hours)	Council	\$58.30	\$53.00	\$55.50	\$50.45
Locker Hire	Council	\$2.10	\$1.91	\$2.00	\$1.82
Cleaning: Per Hour Aquatic Facility Hire Cleaning Fee (min two hrs)	Council	\$93.50	\$85.00	\$89.00	\$80.91
Lane Hire - Private (Per Hour Per Lane, excludes entry)	Council	\$16.30	\$14.82	\$15.50	\$14.09
Lane Hire - Community/Clubs (Per Hour Per Lane, excludes entry)	Council	\$8.10	\$7.36	\$7.70	\$7.00
Lane Hire - Schools - Carnivals and Training (Per Hour Per Lane, excludes discounted school group interim entry fee)	Council	\$8.10	\$7.36	\$7.70	\$7.00
Lane Hire - Education Department (Vac Swim and In-Term Swimming, excludes discounted school group interim entry fee)	Council	Free		Free	
Event Spectator: (Carnivals, Swim Meets etc.)	Council	\$2.00	\$1.82	\$2.00	\$1.82
Administration Fees & Charges					
Interest on Overdue Accounts (>35 days):	Council	7% per annum		7% per annum	
Setup Fee for Bookings not used/cancelled within 24 hours	Council	\$54.50	\$49.55	\$51.50	\$46.82
SWIM SCHOOL					
Group Swim Lessons (Per Visit)					
Parent and Baby (30mins)	Council	\$16.50	\$16.50	\$15.70	\$15.70
Pre-school (30mins)	Council	\$19.20	\$19.20	\$18.20	\$18.20
School aged and Squad 1 (30mins)	Council	\$19.20	\$19.20	\$18.20	\$18.20
Adults (30mins)	Council	\$21.00	\$21.00	\$20.00	\$20.00
Squads Junior (1hr)	Council	\$25.00	\$25.00	\$20.00	\$20.00
Individual Swim Lessons (Per Visit)					
Child 1:1	Council	\$51.00	\$51.00	\$48.50	\$48.50
Child Special Needs 1:1	Council	\$30.00	\$30.00	\$24.80	\$24.80
Child 1:2	Council	\$36.75	\$36.75	\$35.00	\$35.00
Adult 1:1	Council	\$65.60	\$65.60	\$62.50	\$62.50
Adult Special Needs 1:1	Council	\$40.00	\$40.00	\$30.00	\$30.00
Administration Fees & Charges					
Enrolment Cancellation Fee (per visit)	Council	\$52.00	\$52.00	\$52.00	\$52.00
HEALTH & FITNESS					
Memberships					
Full membership (access to aquatics / gym and group fitness)					
2 Week Trial Membership	Council	\$78.00	\$70.91	\$74.00	\$67.27
1 Month Full Membership	Council	\$152.00	\$138.18	\$145.00	\$131.82

REPORT ITEM CCS805 REFERS

CITY OF ALBANY 2026/2027 Fees Charges

Description	Charge Type	Proposed Fee - 2026/27 (inc GST)	(ex GST)	Adopted Fee - 2025/26 (inc GST)	(ex GST)
HEALTH & FITNESS					
Memberships (Cont'd)					
Full Adult Membership (access to aquatics / gym and group fitness)					
12 Month	Council	\$1,180.00	\$1,072.73	\$1,110.00	\$1,009.09
Full Concession/FIFO Membership (access to aquatics / gym and group fitness)					
12 Month	Council	\$999.00	\$908.18	\$945.00	\$859.09
Long Live You Membership					
3 Month (Aquatic and Aqua Aerobics 7.30am - 3pm)	Council	\$120.00	\$109.09	\$103.00	\$93.64
12 Month (Aquatic and Aqua Aerobics 7.30am - 3pm)	Council	\$440.00	\$400.00	\$410.00	\$372.73
3 Month (Full access)	Council	\$160.00	\$145.45	\$146.00	\$132.73
12 Month (Full access)	Council	\$620.00	\$563.64	\$580.00	\$527.27
Additional access to GF Timetable during LLY Access hours (per year)	Council	\$99.00	\$90.00		
Family Membership (2 Adults + 2 children u/16 recreation swim free)					
12 Month	Council	\$2,352.00	\$2,138.18	\$2,240.00	\$2,036.36
FLEXI Membership (No Lock-in Contract)					
FLEXI DD Gym/Group Fitness (Price per month)	Council	\$102.40	\$93.09	\$97.50	\$88.64
FLEXI DD Full (Price per month)	Council	\$108.00	\$98.18	\$103.00	\$93.64
FLEXI DD Aqua (Price per month)	Council	\$70.30	\$63.91	\$67.00	\$60.91
Go Youth Membership					
3 Month (Mon-Fri 3.15-5pm)	Council	\$135.00	\$122.73	\$120.00	\$109.09
Gym and Group Fitness (Only)					
6 Months	Council	\$620.00	\$563.64	\$585.00	\$531.82
12 Months	Council	\$999.00	\$908.18	\$945.00	\$859.09
Concession/FIFO Gym and Group Fitness (Only)					
6 Months	Council	\$525.00	\$477.27	\$500.00	\$454.55
12 Months	Council	\$850.00	\$772.73	\$810.00	\$736.36
Insurance Memberships					
3 Months Full Adult	Council	\$456.00	\$414.55		
Administration Fees & Charges					
Establishment Fee: New members (Direct debit only)	Council	\$71.40	\$64.91	\$68.00	\$61.82
Establishment Fee: New members Go Youth (Direct debit only)	Council	\$27.00	\$24.55	\$25.80	\$23.45
Direct Debit Cancellation Fee	Council	25% of remaining fees		25% of remaining fees	
Membership Transfer Fee	Council	\$54.00	\$49.09	\$51.50	\$46.82
Additional Charge: 24 Hour Gym Access	Council	\$65.00	\$59.09	\$62.00	\$56.36
Corporate Discount (Min 5 members from one organisation)	Council	15%		15%	
* Membership Promotions at discretion of Facility Manager					
Per Visit Entry Fees					
Adult: Gymnasium or Group Fitness or Aqua-aerobics (per visit)	Council	\$19.50	\$17.73	\$18.40	\$16.73
Adult: Centre Visit Pass - Includes Gym, 1 Group Fitness class, Swim, Spa, Steam (per visit)	Council	\$27.30	\$24.82	\$26.00	\$23.64
Concession: Gymnasium or Group Fitness or Aqua-aerobics (per visit)	Council	\$13.50	\$12.27	\$12.90	\$11.73
Concession: Centre Visit Pass - Includes Gym, 1 Group Fitness class, Swim, Spa, Steam (per visit)	Council	\$21.40	\$19.45	\$20.40	\$18.55
Long Live You Class (per class)	Council	\$10.50	\$9.55	\$10.00	\$9.09
Fitness Appraisal (per person)	Council	\$81.90	\$74.45	\$78.00	\$70.91
Personal Training: Half hour session	Council	\$51.00	\$46.36	\$49.00	\$44.55
Personal Training: 1 hour session	Council	\$77.00	\$70.00	\$73.50	\$66.82
Group Personal Training (per hour)	Council	\$82.00	\$74.55	\$79.00	\$71.82
Creche					
12 month full membership, children 5 and under (1 child per membership)	Council	\$0.00	\$0.00	\$0.00	\$0.00
Additional Child - Crèche Entry (Annual, only available with Full Membership)	Council	\$162.50	\$147.73	\$155.00	\$140.91
Up to 75mins	Council	\$5.40	\$4.91	\$5.10	\$4.64
Between 75mins and 3 hours	Council	\$9.80	\$8.91	\$9.30	\$8.45
Child: 10 Creche visits	Council	\$47.50	\$43.18	\$45.00	\$40.91
Multi-Passes (10 Passes)					
Adult: Gymnasium or Group Fitness or Aqua-aerobics	Council	\$170.00	\$154.55	\$158.00	\$143.64
Adult: Centre Visit - includes Gym, 1 Group Fitness class, Swim, Spa, Steam	Council	\$234.00	\$212.73	\$234.00	\$212.73
Concession: Gymnasium or Group Fitness or Aqua-aerobics	Council	\$125.00	\$113.64	\$116.00	\$105.45
Concession: Centre Visit - includes Gym, 1 Group Fitness class, Swim, Spa, Steam	Council	\$193.00	\$175.45	\$184.00	\$167.27
Personal Training (half hour sessions)	Council	\$505.00	\$459.09	\$480.00	\$436.36
Personal Training (hour sessions)	Council	\$700.00	\$636.36	\$665.00	\$604.55
ALAC STADIUM FEES					
Entry Fees					
Senior: Casual Stadium Use (per session)	Council	\$7.90	\$7.18	\$7.50	\$6.82
Junior: Casual Stadium Use (per session)	Council	\$5.80	\$5.27	\$5.50	\$5.00
Concession: Casual Stadium Use (per session)	Council	\$6.10	\$5.55	\$5.80	\$5.27
School Groups: Stadium Use (In term 9am-3pm) - Per Visit	Council	\$4.60	\$4.18	\$4.40	\$4.00
ALAC Sporting Competition Program - Senior Teams - Per Match	Council	\$75.00	\$68.18	\$71.00	\$64.55
ALAC Sporting Competition Program - Junior Teams - Per Match	Council	\$57.00	\$51.82	\$54.00	\$49.09
ALAC Team Nomination Fee (Seniors and Juniors - Per Season)	Council	\$38.00	\$34.55	\$36.00	\$32.73
Event Spectator: (Carnivals, tournaments etc.) - Per Visit	Council	\$2.00	\$1.82	\$2.00	\$1.82
Adult: Tennis (Per session)	Council	\$11.90	\$10.82	\$11.30	\$10.27
Child: Tennis (Per session)	Council	\$8.80	\$8.00	\$8.40	\$7.64
Concession: Tennis (Per session)	Council	\$10.00	\$9.09	\$9.50	\$8.64
Active Albany Programs	Council			Cost Recovery Model	
Active Albany Holiday Programs	Council			Cost Recovery Model	
Hire Fees					
Adventure Equipment Hire: Minimum 1 hr (inc one instructor, exclude entry fees)	Council	\$149.00	\$135.45	\$142.00	\$129.09
Sport/Courts Party (Inflatable and/or equipment): Per Hour (Min 2 hrs) inc staff supervision, inc entry fees, up to 20 people	Council	\$189.00	\$171.82	\$180.00	\$163.64
Pool Party (Large Inflatable): Per Hour (Min 2 hrs) inc staff supervision, inc entry fees, up to 20 people	Council	\$189.00	\$171.82	\$180.00	\$163.64
Pool Party (Small Inflatable): Per Hour (Min 2 hrs) inc staff supervision, inc entry fees, up to 20 people	Council	\$121.00	\$110.00	\$115.00	\$104.55
BBQ: Including area	Council	\$45.40	\$41.27	\$43.20	\$39.27
Meeting Room (Large): Hourly	Council	\$45.40	\$41.27	\$43.20	\$39.27
Meeting Room (Large): Daily	Council	\$183.00	\$166.36	\$174.00	\$158.18
Meeting Room (Small): Hourly	Council	\$19.40	\$17.64	\$18.50	\$16.82
Meeting Room (Small): Daily	Council	\$91.90	\$83.55	\$87.50	\$79.55
Group Fitness Room: Hourly	Council	\$46.70	\$42.45	\$44.50	\$40.45
Competition Rate: Court per hour	Council	\$70.00	\$63.64	\$67.00	\$60.91
Junior Training / Recreation Rate: Court per hour	Council	\$40.50	\$36.82	\$38.50	\$35.00
Junior Training / Recreation Rate: 1/2 Court per hour	Council	\$20.00	\$18.18	\$19.00	\$17.27

REPORT ITEM CCS805 REFERS

CITY OF ALBANY 2026/2027 Fees Charges

Description	Charge Type	Proposed Fee - 2026/27 (inc GST)	(ex GST)	Adopted Fee - 2025/26 (inc GST)	(ex GST)
ALAC STADIUM FEES					
Hire Fees (Cont'd)					
Senior Training / Recreation: Court per hour	Council	\$57.00	\$51.82	\$54.50	\$49.55
Senior Training / Recreation Rate: 1/2 Court per hour	Council	\$28.50	\$25.91	\$27.20	\$24.73
Off Peak Court Hire: Excluding carnivals and tournaments (at discretion of Rec Services Manager)	Council	\$33.00	\$30.00	\$31.50	\$28.64
Storage Cage Hire - per season (Large) per financial year	Council	\$167.00	\$151.82	\$83.50	\$75.91
Storage Cage Hire - per season (Small) per financial year	Council	\$95.00	\$86.36	\$47.50	\$43.18
Major Functions - Concerts, Conventions per day	Council	Quote at Managers Discretion		Quote at Managers Discretion	
Function Cleaning Fee Per Hour (Hirer will be invoiced actual hours - min 2 hrs)	Council	\$75.00	\$68.18	\$75.00	\$68.18
Bond: Major Functions	Council	Quote at Managers Discretion		Quote at Managers Discretion	
Bond: Season, Carnival / Tournament, Private and Commercial Functions (per season / function)	Council	\$515.00	\$468.18	\$515.00	\$468.18
Administration Fees & Charges					
Overdue Accounts (>35 days)	Council	7% per annum		7% per annum	
Setup Fee for Bookings not used/cancelled within 48 hours	Council	\$47.00	\$42.73	\$47.00	\$42.73
Sporting Reserves					
Synthetic Surface					
Adult: Casual Turf Use - Per Visit	Council	\$9.40	\$8.55	\$8.90	\$8.09
Child: Casual Turf Use - Per Visit	Council	\$7.30	\$6.64	\$6.90	\$6.27
Concession: Casual Turf Use (pensioner, senior, health care, Australian full time student and WA public transport student concession cards) - Per Visit	Council	\$7.60	\$6.91	\$7.20	\$6.55
Senior Team: Hockey/Soccer - Per Game	Council	\$76.00	\$69.09	\$76.00	\$69.09
Junior Team: Hockey/Soccer - Per Game	Council	\$53.50	\$48.64	\$53.50	\$48.64
Mid Primary Team: Hockey/Soccer - Per Game	Council	\$41.50	\$37.73	\$41.50	\$37.73
Training: 1/4 Turf - Per Hour	Council	\$39.00	\$35.45	\$37.00	\$33.64
Training: 1/2 Turf - Per Hour	Council	\$71.00	\$64.55	\$67.50	\$61.36
Training: Full Turf - Per Hour	Council	\$134.50	\$122.27	\$128.00	\$116.36
Grass Reserves					
Seasonal Permit - Seniors inc pre-season - per Player	Council	\$48.30	\$43.91	\$46.00	\$41.82
Seasonal Permit - Juniors - per Player	Council	\$26.25	\$23.86	\$25.00	\$22.73
Cricket Seasonal Permit - Seniors - per Player	Council	\$72.50	\$65.91	\$69.00	\$62.73
Cricket Seasonal Permit - Juniors - per Player	Council	\$42.50	\$38.64	\$40.50	\$36.82
Cricket Seasonal Permit - T20 & In2 Cricket - per Player	Council	\$26.30	\$23.91	\$25.00	\$22.73
Seasonal Permit / Key Bond - Per Group Per Season	Council	\$590.00	\$536.36	\$590.00	\$536.36
Seniors Casual Ground Hire (carnivals only) - Per Player Per Carnival	Council	\$6.80	\$6.18	\$6.50	\$5.91
Juniors Casual Ground Hire (carnivals only) - Per Player Per Carnival	Council	\$4.60	\$4.18	\$4.40	\$4.00
Seniors Casual Cricket Ground Hire (carnivals only) - Per Player Per Carnival	Council	\$9.50	\$8.64	\$9.00	\$8.18
Juniors Casual Cricket Ground Hire (carnivals only) - Per Player Per Carnival	Council	\$5.30	\$4.82	\$5.10	\$4.64
Carnival Bond (per Carnival)	Council	\$590.00	\$536.36	\$590.00	\$536.36
Training / Clinics (Inc Country Week, High Performance, Scratch Matches and Friendlies) - Per Hour Per Ground	Council	\$13.90	\$12.64	\$13.20	\$12.00
Natural Recreation Reserves					
Seasonal Recreation Activities Permit Yearly Fee (Per Group)	Council	\$260.00	\$236.36	\$245.00	\$222.73
Casual Recreation Activities Permit Event Fee (Per group per activity)	Council	\$63.00	\$57.27	\$60.00	\$54.55
Active Schools 8.30am-3pm					
Annual Pass (January to December In Term & School Hours) Unlimited field use per school per year	Council	\$260.00	\$236.36	\$245.00	\$222.73
Interschool Carnival Fee - Full School Day - Unlimited Field use, Per School	Council	\$63.00	\$57.27	\$60.00	\$54.55
Interschool Carnival Fee - Half School Day - Unlimited Field Use, Per School	Council	\$31.50	\$28.64	\$30.00	\$27.27
State Sporting Association - School Program Full Day - Unlimited Field Use	Council	\$63.00	\$57.27	\$60.00	\$54.55
State Sporting Association - School Program Half Day - Unlimited Field Use	Council	\$31.50	\$28.64	\$30.00	\$27.27
School Training/Matches	Council	\$0.00	\$0.00	\$0.00	\$0.00
Lighting					
Sports Lighting (per field/pitch/oval/synthetic turf) - 100% Cost Recovery plus 25% maintenance/renewal	Council	\$25.00	\$22.73	\$19.30	\$17.55
Security Lighting (per field/pitch/oval/synthetic turf) - 100% Cost Recovery plus 25% maintenance/renewal	Council	\$12.50	\$11.36	\$9.70	\$8.82
Retravision Stadium					
Meeting Room - Community Group - per hour	Council	\$45.20	\$41.09	\$43.00	\$39.09
Meeting Room - Daily Rate (9-5pm) - Community Group	Council	\$205.00	\$186.36	\$195.00	\$177.27
Meeting Room - Business Rate - per hour	Council	\$56.70	\$51.55	\$54.00	\$49.09
Meeting Room - Daily Rate (9-5pm) - Business Rate	Council	\$257.25	\$233.86	\$245.00	\$222.73
Meeting Room: Cleaning Fee (Hirer will be invoiced actual hours - min 2 hrs) - per hour	Council	\$79.80	\$72.55	\$76.00	\$69.09
Eastern Precinct Pavilion					
Kiosk - half day rate - Community	Council	\$138.60	\$126.00	\$132.00	\$120.00
Kiosk - full day rate - Community	Council	\$302.50	\$275.00	\$288.00	\$261.82
Kiosk - half day rate - Commercial	Council	\$187.95	\$170.86	\$179.00	\$162.73
Kiosk - full day rate - Commercial	Council	\$378.00	\$343.64	\$360.00	\$327.27
Cleaning Fee (minimum 2 hours) per hour	Council	\$79.80	\$72.55	\$75.00	\$68.18
Youth Challenge Park					
Kiosk - half day rate	Council	\$69.30	\$63.00	\$66.00	\$60.00
Kiosk - full day rate	Council	\$138.60	\$126.00	\$132.00	\$120.00
Private Ventures					
Fairs, Festivals, Stalls - per day	Council	\$575.00	\$522.73	\$545.00	\$495.45
Fairs, Festivals, Stalls - Bond - per event	Council	\$1,100.00	\$1,000.00	\$1,050.00	\$954.55
Fairs, Festivals, Stalls - on unserviced land - per night	Council	\$340.00	\$309.09	\$325.00	\$295.45
Circus Bookings: Per performance night/day	Council	\$810.00	\$736.36	\$770.00	\$700.00
Circus Bookings: Per non-performance - per day	Council	\$550.00	\$500.00	\$530.00	\$481.82
Circus Bookings: Bond	Council	\$1,810.00	\$1,810.00	\$1,730.00	\$1,730.00
Not For Profit Community Groups (Inc Charities or fundraising):	Council	50% of the Fairs, Festivals, Stall Fee		50% of the Fairs, Festivals, Stall Fee	
Administration Fees & Charges					
Setup Fee for ALAC Bookings not used/cancelled within 24 hours	Council	\$46.50	\$42.27	\$46.50	\$42.27
Sport and Community Bookings at discretion of Rec Services Manager					

REPORT ITEM CCS805 REFERS

CITY OF ALBANY 2026/2027 Fees Charges

Description	Charge Type	Proposed Fee - 2026/27 (inc GST)	(ex GST)	Adopted Fee - 2025/26 (inc GST)	(ex GST)
National Anzac Centre					
Gate Admission (per visit)					
Adults	Council	\$25.00	\$22.73	\$25.00	\$22.73
Concession Card Holder (Student, Pensioner & Senior)	Council	\$21.00	\$19.09	\$21.00	\$19.09
Child (aged 5-15)	Council	\$11.00	\$10.00	\$11.00	\$10.00
Children 4 and under	Council	Free of charge		Free of charge	
Military Service (DVA/Active service Card)	Council	\$12.50	\$11.36	\$12.50	\$11.36
Family pass (2 adults + 2 Children)	Council	\$60.00	\$54.55	\$60.00	\$54.55
Gate Admission Local Ambassador Program Member (per visit)					
Adults	Council	\$12.50	\$11.36	\$12.50	\$11.36
Concession Card Holder (Student, Pensioner & Senior)	Council	\$10.50	\$9.55	\$10.50	\$9.55
Child (aged 5-15)	Council	\$5.50	\$5.00	\$5.50	\$5.00
Children 4 and under	Council	Free of charge		Free of charge	
Family pass (2 adults + 2 Children)	Council	\$30.00	\$27.27	\$30.00	\$27.27
Digital Image Fees and Charges (per image)					
Digital Image Sales 300dpi	Council	\$20.00	\$18.18	\$20.00	\$18.18
Digital Image Sales 600dpi	Council	\$35.00	\$31.82	\$35.00	\$31.82
Digital Image Sales 1200dpi	Council	\$50.00	\$45.45	\$50.00	\$45.45
Albany Heritage Park					
Professional Photography / Filming Fee	Council	Variable Subject to Purpose (Price on Application)		Variable Subject to Purpose (Price on Application)	
Albany Regional Day Care					
Per Child 0-2 years					
Part-time per day	Council	\$165.00	\$165.00	\$155.00	\$155.00
Part-time per half day a.m. session	Council	\$85.00	\$85.00	\$85.00	\$85.00
Part-time per half day p.m. session	Council	\$85.00	\$85.00	\$85.00	\$85.00
Per Child 2-3 years					
Part-time per day	Council	\$156.00	\$156.00	\$146.00	\$146.00
Part-time per half day a.m. session	Council	\$85.00	\$85.00	\$85.00	\$85.00
Part-time per half day p.m. session	Council	\$85.00	\$85.00	\$85.00	\$85.00
Per Child 3-6 years					
Part-time per day	Council	\$156.00	\$156.00	\$146.00	\$146.00
Part-time per half day a.m. session	Council	\$85.00	\$85.00	\$85.00	\$85.00
Part-time per half day p.m. session	Council	\$85.00	\$85.00	\$85.00	\$85.00
Vancouver Arts Centre					
VAC Room Hire Service (non-exhibition use)					
<i>A non-refundable deposit of 50% is required to confirm booking Preference will be given to arts-based hirers</i>					
Large Meeting Room					
Annual Community Rate (per session)	Council	\$35.00	\$31.82	\$30.00	\$27.27
Staff assistance - Per Hour/ Min. 3 hours (Mon-Sat)	Council	\$66.00	\$60.00	\$60.00	\$54.55
Staff assistance - Per Hour/ Min. 3 hours (Sun-PubHol)	Council	\$132.00	\$120.00		
Occasional Community Rate (per session)	Council	\$105.00	\$95.45	\$96.00	\$87.27
Occasional Standard Rate during business hours (per session)	Council	\$140.00	\$127.27	\$128.00	\$116.36
Occasional Commercial Rate during business hours (per session)	Council	\$280.00	\$254.55	\$256.00	\$232.73
Courtyard Room (downstairs)					
Occasional Community Rate during business hours (per session)	Council	\$52.00	\$47.27	\$48.00	\$43.64
Occasional Standard Rate during business hours (per session)	Council	\$70.00	\$63.64	\$64.00	\$58.18
Occasional Commercial Rate during business hours (per session)	Council	\$140.00	\$127.27	\$128.00	\$116.36
Cleaning fee (per hour as required)	Council	\$66.00	\$60.00		
Art Room					
Occasional Community Rate (per session)	Council	\$105.00	\$95.45		
Occasional Standard Rate during business hours (per session)	Council	\$140.00	\$127.27		
Occasional Commercial Rate during business hours (per session)	Council	\$280.00	\$254.55		
VAC Gallery Hire					
Gallery Hire					
Main Gallery during business hours (per week)	Council	\$240.00	\$218.18	\$220.00	\$200.00
Small Gallery during business hours (per week)	Council	\$80.00	\$72.73	\$75.00	\$68.18
Veranda Gallery during business hours (per week)	Council	\$80.00	\$72.73	\$75.00	\$68.18
Front Gallery during business hours (per week)	Council	\$80.00	\$72.73	\$75.00	\$68.18
Courtyard Room during business hours (per week)	Council	\$80.00	\$72.73	\$75.00	\$68.18
Staff assistance - Per Hour/ Min. 3 hours (Mon-Sat)	Council	\$66.00	\$60.00	\$60.00	\$54.55
Staff assistance - Per Hour/ Min. 3 hours (Sun-PubHol)	Council	\$132.00	\$120.00	\$120.00	\$109.09
Main Gallery (daily rate)	Council	\$55.00	\$50.00	\$50.00	\$45.45
Other galleries (daily rate)	Council	\$22.00	\$20.00	\$20.00	\$18.18
Additional services:					
Sales handling	Council	25% commission on sales plus GST		25% commission on sales plus GST	
Accommodation					
Mary Thomson Cottage - weekly rate (private hire when residency is empty) - minimum booking	Council	\$300.00	\$272.73	\$250.00	\$227.27
Studio Hire (per quarter)					
Studio 1	Council	\$601.56	\$546.87	\$564.83	\$513.48
Studio 2	Council	\$633.22	\$575.65	\$589.74	\$536.13
Studio 3	Council	\$474.92	\$431.75	\$593.90	\$539.91
Studio Hire - short term commercial basis. Per week	Council	\$300.00	\$272.73	\$250.00	\$227.27

REPORT ITEM CCS805 REFERS

CITY OF ALBANY 2026/2027 Fees Charges

Description	Charge Type	Proposed Fee - 2026/27		Adopted Fee - 2025/26	
		(inc GST)	(ex GST)	(inc GST)	(ex GST)
Vancouver Arts Centre (Cont'd)					
Mary Thomson House Studio Hire (annual)					
Studio 1/2	Council	\$1,302.62	\$1,184.20	\$1,224.13	\$1,112.85
Studio 3	Council	\$610.62	\$555.11	\$574.17	\$521.97
Studio 4	Council	\$781.58	\$710.53	\$723.34	\$657.58
Studio 5	Council	\$781.58	\$710.53	\$723.34	\$657.58
Studio 6	Council	\$781.58	\$710.53	\$723.34	\$657.58
Studio 7	Council	\$724.09	\$658.26	\$649.45	\$590.41
Studio 9/10	Council	\$1,438.33	\$1,307.57	\$1,291.62	\$1,174.20
Studio 12	Council	\$976.97	\$888.15	\$917.84	\$834.40
Studio lounge	Council	\$1,519.73	\$1,381.57	\$2,181.43	\$1,983.12
Studio Hire - short term commercial basis. Per week	Council	\$120.00	\$109.09	\$100.00	\$90.91
Outdoor Space as Concert or Performance Venue					
Fees on application. Subject to availability	Council	On application		On application	
Wedding Hire Fee					
Fees on application. Subject to availability	Council	On application		On application	
Sundry Items - Prices as per advised by VAC					
VAC merchandise	Council	As advertised, GST Applicable		As advertised, GST Applicable	
VAC Workshop Fee	Council	As advertised, GST Applicable		As advertised, GST Applicable	
Special Project Fee	Council	On application		On application	
Market Stallholder Fee	Council	On application		On application	
Audio Visual Equipment (projector, PA, tripod, laptop etc)	Council	As advertised, GST Applicable		As advertised, GST Applicable	
Event Fee (As advised, fee will vary based on type of Event)	Council	On application		On application	
Other sales - eg Ticketing, Retail Sales handling	Council	On application		On application	
Albany Town Hall					
Auditorium Hire					
Daily Hire					
Additional information regarding bookings are on our website: https://artsandculture.albany.wa.gov.au/venue-info/albany-town-hall/albany-town-hall-venue-hire.aspx					
Base Hire Fee (inclusions/exclusions apply - see website for information)					
Community (per day, Mon-Sat)	Council	\$250.00	\$227.27	\$220.00	\$200.00
Community (per day, Sun & PubHol)	Council	\$375.00	\$340.91	\$330.00	\$300.00
Commercial (per day, Mon-Sat)	Council	\$750.00	\$681.82	\$660.00	\$600.00
Commercial (per day, Sun & PubHol)	Council	\$1,100.00	\$1,000.00	\$990.00	\$900.00
Definitions					
<i>Commercial: Companies engaged in financial gain (e.g. Conferences, Trade Shows, Event Promoters, Media Outlets and any activity that does not fall within the remit of the Town Hall Programming Policy and Vision)</i>					
<i>Community: Activity organised by Arts and Cultural Development Organisations, Artists, Independent Arts Producers and Creative Practitioners, Community Groups and Not for Profit organisations</i>					
<i>Community (non-ticketed): Activity organised by Arts and Cultural Development Organisations, Artists, Independent Arts Producers and Creative Practitioners, Community Groups and Not for Profit organisations - for which there is no entry fee</i>					
Cancellation Fee					
Minimum fee for cancellation of confirmed bookings	Council	25% of booking fee		25% of booking fee	
Additional Services					
Exhibition Install/Bar Staff/Ushers/Event Support (Per hour/min 3 hours, Mon-Sat)	Council	\$66.00	\$60.00	\$60.00	\$54.55
Exhibition Install/Bar Staff/Ushers/Event Support (Per hour/min 3 hours, Sun-PubHol)	Council	\$132.00	\$120.00	\$120.00	\$109.09
Professional AV Technician, Bar/FOH Manager (Per hour/min 3 hours, Mon-Sat)	Council	\$80.00	\$72.73	\$75.00	\$68.18
Professional AV Technician, Bar/FOH Manager (Per hour/min 3 hours, Sun-PubHol)	Council	\$160.00	\$145.45	\$150.00	\$136.36
Security (min cost Per hour/min 4 hours, higher weekend & PubHol rates apply)	Council	\$80.00	\$72.73	\$70.00	\$63.64
Cleaning (min cost Per hour/min 2 hours, higher weekend & PubHol rates apply)	Council	\$66.00	\$60.00	\$60.00	\$54.55
Other equipment/service fees		on application		on application	
Use of Modular Exhibition Walls. Subject to availability	Council	on application		on application	
City of Albany Art Collection loans					
<i>Annual Fee for taking works on loan to commercial and community organisations:</i>					
Per artwork loan/renewal - administration fee	Council	\$250.00	\$227.27	\$250.00	\$227.27
Other fees					
Artwork Sales handling	Council	25% commission on sales +GST		25% commission on sales +GST	
Other sales - eg Ticketing, Retail Sales handling	Council	on application		on application	
Outdoor Space as Concert or Performance Venue					
Fees on application. Subject to availability	Council	on application		on application	
Albany Public Library					
Replacement Library Cards (lost or damaged)	Council	\$3.00	\$2.73	\$3.00	\$2.73
Lost, damaged, or non returned items *					
Minimum charge per item	Council	Varies depending on item type		\$15.00	\$13.64
Account Administration Fee *					
Minimum charge per item	Council	\$15.00	\$13.64	\$15.00	\$13.64
<i>*plus other fees incurred in debt collection or recovery of library items</i>					
Uncollected Reservation fee					
Levied on reservations not collected within the allotted timeframe	Council	\$1.00	\$0.91	\$1.00	\$0.91
Event Fee					
As advised, fee will vary based on type of Event	Council	On application		On application	

REPORT ITEM CCS805 REFERS

CITY OF ALBANY 2026/2027 Fees Charges

Description	Charge Type	Proposed Fee - 2026/27		Adopted Fee - 2025/26	
		(inc GST)	(ex GST)	(inc GST)	(ex GST)
Albany Public Library (Cont'd)					
Photocopying - self service					
Photocopying - per A4 page	Council	\$0.20	\$0.18	\$0.20	\$0.18
Photocopying - per A3 page	Council	\$0.40	\$0.36	\$0.40	\$0.36
Colour - per A4 page	Council	\$0.60	\$0.55	\$0.60	\$0.55
Colour - per A3 page	Council	\$1.20	\$1.09	\$1.20	\$1.09
Laminating - per A4 page	Council	\$2.00	\$1.82	\$2.00	\$1.82
Laminating - per A3 page	Council	\$4.00	\$3.64	\$4.00	\$3.64
Computer Services					
PC access per 30 minutes	Council	\$0.00	\$0.00	\$0.00	\$0.00
Wifi access	Council	\$0.00	\$0.00	\$0.00	\$0.00
Discard Items Sale	Council	As marked		As marked	
Library Bags	Council	As marked		As marked	
Other merchandise	Council	As marked		As marked	
Badqe Machine Hire - per hire	Council	\$50.00	\$45.45	\$50.00	\$45.45
Room Hire					
Meeting rooms 1 & 2 hire per hour	Council	\$60.00	\$54.55	\$55.00	\$50.00
Meeting rooms 1 & 2 hire per day	Council	\$300.00	\$272.73	\$275.00	\$250.00
Combined Meeting Rooms hire per day	Council	\$600.00	\$545.45	\$550.00	\$500.00
<i>(In Kind support available on application - subject to availability)</i>					
Cancellation Fee					
Minimum fee for cancellation of confirmed bookings	Council	25% of booking fee		25% of booking fee	
Upstairs Function Space	Council	On application		On application	
Cleaning fee (per hour as required)	Council	\$66.00	\$60.00	\$60.00	\$54.55
Laptop/Projector/Screen (usage hire for each item with Room hire)	Council	On application		On application	
Library staff assistance (Per hour/min 3 hours, Mon-Sat)	Council	\$66.00	\$60.00	\$60.00	\$54.55
Library staff assistance (Per hour/min 3 hours, Sun-PubHol)	Council	\$132.00	\$120.00	\$120.00	\$109.09
Support Services (eg. Exam Supervision, Study Space hire)	Council	On application		On application	
History Great Southern - Kaartdijin Biddi Albany					
Enquiry Fee - online/in house per hour (calculated to the nearest 15 minutes)	Council	\$66.00	\$60.00	\$60.00	\$54.55
Storage retrieval fee	Council	\$5.00	\$4.55	\$5.00	\$4.55
Photo reprints - minimum charge (15x10cm)	Council	\$8.00	\$7.27	\$8.00	\$7.27
Postage & packaging	Council	\$7.50	\$6.82	\$7.50	\$6.82
Cassette tape conversion (min charge)	Council	\$40.00	\$36.36	\$40.00	\$36.36
Discs - CD	Council	\$0.50	\$0.45	\$0.50	\$0.45
Discs - DVD	Council	\$2.00	\$1.82	\$2.00	\$1.82
Digital image sales - prices vary for private/research or commercial use	Council	On application		On application	
Events					
Application for Events					
Charitable Organisations (submitted within required timeframe)	Council	\$0.00	\$0.00	\$0.00	\$0.00
Community Organisations & Groups (submitted within required timeframe)	Council	\$0.00	\$0.00	\$0.00	\$0.00
Government Authorities & Commercial Organisations (submitted within required timeframe)	Council	\$380.00	\$380.00	\$380.00	\$380.00
Late Application Fee - low/medium impact event (applied in addition to standard fee)	Council	\$110.00	\$110.00		
Late Application Fee - high/major impact event (applied in addition to standard fee)	Council	\$275.00	\$275.00		
Multi Pole Hire					
Town Square (3 poles / 2 double-sided banners per pole - install and dismantle only)	Council	\$785.00	\$713.64	\$440.00	\$400.00
Alison Hartman Gardens (3 poles / 2 double-sided banners per pole - install and dismantle only)	Council	\$785.00	\$713.64	\$440.00	\$400.00
York Street (5 poles / 2 double-sided banners per pole - install and dismantle only)	Council	\$1,352.00	\$1,229.09	\$770.00	\$700.00
Stirling Terrace (3 poles / 2 double-sided banners per pole - install and dismantle only)	Council	\$785.00	\$713.64	\$440.00	\$400.00
Binalup / Middleton Beach (9 poles / 1 double-sided banner per pole - install and dismantle only)	Council	\$785.00	\$713.64	\$660.00	\$600.00
Re-installation /deinstallation pro-rata fee post banner removal (weather/damage) to be charged if booking elects to proceed. Refer to the Banner Pole Hire Guidelines & Application Form for more information.					
Lotteries House					
Casual Room Hire					
Commercial Organisation - per hour session	Council	\$33.00	\$30.00	\$33.00	\$30.00
Not for Profit Organisation - per hour session	Council	\$22.00	\$20.00	\$22.00	\$20.00
Cleaning Charges - per hour (refundable if adequate cleaning carried out by hirer)	Council	\$50.00	\$45.45	\$50.00	\$45.45
Town Square					
Full Day Hire (> 4 hours)	Council	\$240.00	\$218.18	\$180.00	\$163.64
Half Day Hire (< 4 hours)	Council	\$120.00	\$109.09	\$90.00	\$81.82
Charitable organisations, community organisations & groups	Council	\$55.00	\$50.00	Individually assessed	

Concessions

The City of Albany reserves the right to apply concessions to charitable organisations, community organisations and groups on a case-by-case basis, at its absolute discretion. Government authorities and commercial organisations or events must pay full rates.

REPORT ITEM CCS805 REFERS

CITY OF ALBANY 2026/2027 Fees Charges

Description	Charge Type	Proposed Fee - 2026/27 (inc GST)	(ex GST)	Adopted Fee - 2025/26 (inc GST)	(ex GST)
INFRASTRUCTURE, DEVELOPMENT & ENVIRONMENT					
Building					
Please note Prescribed fees are subject to change as directed by the Department of Mines, Industry Regulation & Safety					
Applications for Building & Demolition Permits					
Certified application for a building permit:					
(a) for building work for a Class 1 or Class 10 building or incidental structure.	Prescribed	*0.19% of the estimated value of the building, minimum fee \$110		*0.19% of the estimated value of the building, minimum fee \$110	
(b) for building work for a Class 2 to Class 9 building or incidental structure.	Prescribed	*0.09% of the estimated value of the building, minimum fee \$110		*0.09% of the estimated value of the building, minimum fee \$110	
Uncertified application for a building permit.	Prescribed	*0.32% of the estimated value of the building, minimum fee \$110		*0.32% of the estimated value of the building, minimum fee \$110	
<i>* as determined by the relevant permit authority</i>					
Application for a demolition permit:					
(a) for demolition work in respect of a Class 1 or Class 10 building or incidental structure.	Prescribed	\$110.00	\$110.00	\$110.00	\$110.00
(b) for demolition work in respect of a Class 2 to Class 9 building.	Prescribed	\$110.00	\$110.00	\$110.00	\$110.00
Application to extend the time during which a building or demolition permit has effect.	Prescribed	\$110.00	\$110.00	\$110.00	\$110.00
Verae & Scaffold permit application fee.	Council	\$115.00	\$115.00	\$110.00	\$110.00
Materials on a street.	Prescribed	\$1.00 per square metre per month or part of a month		\$1.00 per square metre per month or part of a month	
Application for Occupancy Permits, Building Approval Certificates					
Application for an occupancy permit for a completed building.	Prescribed	\$110.00	\$110.00	\$110.00	\$110.00
Application for a temporary occupancy permit for an incomplete building.	Prescribed	\$110.00	\$110.00	\$110.00	\$110.00
Application for modification of an occupancy permit for additional use of a building on a temporary basis.	Prescribed	\$110.00	\$110.00	\$110.00	\$110.00
Application for a replacement occupancy permit for permanent change of the building's use.	Prescribed	\$110.00	\$110.00	\$110.00	\$110.00
Application for occupancy permit/building approval certificate for registration of strata scheme, plan of re-subdivision.	Prescribed	\$11.60 for each strata unit, but not less than \$115		\$11.60 for each strata unit, but not less than \$115	
Application for Occupancy Permits, Building Approval Certificates					
Inspection Pre-Occupancy or building approval certificate for registration of strata scheme, plan of re-subdivision.	Prescribed	\$150.00	\$150.00	\$140.00	\$140.00
Subsequent inspections for strata scheme, plan of re-subdivision (Per inspection - First inspection free).	Prescribed	\$150.00	\$150.00	\$140.00	\$140.00
Application for an occupancy permit for a building in respect of which unauthorised work has been done.	Prescribed	*0.18% of the estimated value of the unauthorised work, minimum \$110		*0.18% of the estimated value of the unauthorised work, minimum \$110	
Application for a building approval certificate for a building of which unauthorised work has been done.	Prescribed	*0.38% of the estimated value of the unauthorised work, minimum \$110		*0.38% of the estimated value of the unauthorised work, minimum \$110	
<i>* as determined by the relevant permit authority</i>					
Application to replace an occupancy permit for an existing building.	Prescribed	\$110.00	\$110.00	\$110.00	\$110.00
Application for a building approval certificate for an existing where unauthorised work has not been done.	Prescribed	\$110.00	\$110.00	\$110.00	\$110.00
Application to extend time during which an occupancy permit or building approval certificate has effect.	Prescribed	\$110.00	\$110.00	\$110.00	\$110.00
Other Application					
Application as defined in regulation 31 (for each building standard in which a declaration is sought).	Prescribed	\$2,160.15	\$2,160.15	\$2,160.15	\$2,160.15
Uncertified Permit Applications					
Request to provide a Certificate of Design Compliance (Class 1 and 10 buildings outside City of Albany boundaries).	Prescribed	0.16% of the estimated value (inclusive of GST), but not less than \$400 for Class 1 and \$195 for Class 10		0.13% of the estimated value (inclusive of GST), but not less than \$374 for Class 1 and \$187 for Class 10	
Request to provide a Certificate of Design Compliance (Class 2 to 9 buildings (within/outside City of Albany boundaries)).	Prescribed	0.12% of the estimated value but not less than \$400		0.09% of the estimated value but not less than \$374	
Request to provide Certificate of Construction Compliance.	Prescribed	\$150 per hour, with a minimum of \$220		\$140 per hour, with a minimum of \$210	
Request to provide a Certificate of Building Compliance.	Prescribed	\$150 per hour, with a minimum of \$220		\$140 per hour, with a minimum of \$210	
Other Fees					
Request to amend a Building Permit	Prescribed	32% of construction value but not less than \$96 + GST		32% of construction value but not less than \$96 + GST	
<i>Amendment to a previously issued Certificate of Design Compliance:</i>					
Minor amendment (Minor reassessment only).	Prescribed	\$121.00	\$110.00	\$121.00	\$110.00
Major amendment (Major reassessment of plans)	Prescribed	\$280.00	\$254.55	\$280.00	\$254.55
Application for a copy of a permit, building approval certificate in register.	Prescribed	\$70.00	\$70.00	\$70.00	\$70.00
Environmental health or stormwater disposal requirements and/or providing requirements - written confirmation of compliance with environmental health and stormwater.	Prescribed	\$120 per hour, with a minimum of \$200.		\$120 per hour, with a minimum of \$200.	
Inspections					
<i>Pre-Lodgement Assessment Service (where an applicant wants certainty that an application complies and delays will be avoided):</i>					
R Codes assessment.	Prescribed	\$165.00	\$150.00	\$165.00	\$150.00
Environmental Health Services assessment.	Prescribed	\$165.00	\$150.00	\$165.00	\$150.00
Works & Services assessment.	Prescribed	\$165.00	\$150.00	\$165.00	\$150.00
<i>Consultation upon request (hourly fee for time involved in research, providing information or on-site inspections not considered normal search or assessment):</i>					
Coordinator Building Services	Prescribed	\$150.00	\$136.36	\$140.00	\$127.27
Senior Building Surveyor	Prescribed	\$140.00	\$127.27	\$130.00	\$118.18
Building Surveyor	Prescribed	\$130.00	\$118.18	\$120.00	\$109.09
Building Call out fee (fee applies where inspection requested and work was not ready for inspection).	Prescribed	\$150.00	\$136.36	\$140.00	\$127.27
Application for Assessment of Mandatory Premises for Smoke Alarms.	Prescribed	\$179.40	\$179.40	\$179.40	\$179.40

REPORT ITEM CCS805 REFERS

CITY OF ALBANY 2026/2027 Fees Charges

Description	Charge Type	Proposed Fee - 2026/27 (inc GST) (ex GST)		Adopted Fee - 2025/26 (inc GST) (ex GST)	
Building (Cont'd)					
Building Training Levy					
CTF Levy (applicable to all works >\$20,000 estimated value of construction)	Prescribed	0.20%	0.20%	0.20%	0.20%
Building Services Levy					
<i>Building & Demolition Permit</i>					
\$45,000 or less	Prescribed	\$61.65	\$61.65	\$61.65	\$61.65
Over \$45,000	Prescribed	0.137% of work value		0.137% of work value	
Occupancy Permit	Prescribed	\$61.65	\$61.65	\$61.65	\$61.65
Building Approval Certificate	Prescribed	\$61.65	\$61.65	\$61.65	\$61.65
Unauthorised Building Work					
\$45,000 or less	Prescribed	\$123.30	\$123.30	\$123.30	\$123.30
Over \$45,000	Prescribed	0.274% of work value		0.274% of work value	
Signs					
All Signs	Council	\$75.00	\$68.18	\$70.00	\$63.64
Swimming Pool Fees					
Private Swimming Pool Inspections (fee per annum. Inspection carried out every four years).	Prescribed	\$27.50	\$27.50	\$27.50	\$27.50
Pool Safety Inspection Certificate	Council	\$312.00	\$283.64	\$312.00	\$283.64
Park Homes					
Park Homes	Prescribed	0.32%* of the estimated value of the building, but not less than \$110.00		0.32%* of the estimated value of the building, but not less than \$97.70	
Park Homes (Additions/Alterations).	Prescribed	0.32%* of the estimated value of the building, but not less than \$110.00		0.32%* of the estimated value of the building, but not less than \$97.70	
Carports/Annexes.	Prescribed	0.32%* of the estimated value of the building, but not less than \$110.00		0.32%* of the estimated value of the building, but not less than \$97.70	
* as determined by the relevant permit authority					
Administration					
<i>Building Licence Lists:</i>					
Yearly (offered monthly)	Council	\$175.00	\$175.00	\$170.00	\$170.00
Monthly	Council	\$55.00	\$55.00	\$50.00	\$50.00
Reactivation of permit/change of builder	Council	\$120.00	\$120.00	\$115.00	\$115.00
Indemnity Insurance & Outstanding Rates	Council	\$40.00	\$40.00	\$40.00	\$40.00
Housing Indemnity Insurance search and copy	Council	\$25.00	\$25.00	\$25.00	\$25.00
Copy of Building Plans					
Full set of Residential plans (single dwelling) minimum charge per building permit – Additional charges apply to multiple dwellings (includes e-mail copy - excludes photocopying charges)	Council	\$65.00	\$65.00	\$60.00	\$60.00
Retrieval of building permits - Commercial/Industrial - Minimum charge per permit (includes e-mail copy - excludes photocopying charges)	Council	\$105.00	\$105.00	\$100.00	\$100.00
<i>Additional charges to be paid on collection for hard copies:</i>					
A4 (per page)	Council	\$1.80	\$1.80	\$1.75	\$1.75
A3 (per page)	Council	\$3.00	\$3.00	\$2.75	\$2.75
A2 (per page)	Council	\$5.00	\$5.00	\$4.75	\$4.75
A1 (per page)	Council	\$5.50	\$5.50	\$5.25	\$5.25
A0 (per page)	Council	\$8.00	\$8.00	\$7.25	\$7.25
Planning					
Development Application Fees					
<i>Determining a development application (other than for an extractive industry) where the development has not commenced or been carried out and the estimated cost of the development (excluding GST) is –</i>					
\$0 – \$50,000	Prescribed	\$147.00	\$147.00	\$147.00	\$147.00
\$50,001 to \$500,000	Prescribed	\$0 plus 0.32% of estimated cost - GST free		\$0 plus 0.32% of estimated cost - GST free	
\$500,001 to \$2,500,000	Prescribed	\$1,700 plus 0.257% per \$1 over \$0.5mil. - GST free		\$1,700 plus 0.257% per \$1 over \$0.5mil. - GST free	
\$2,500,001 to \$5,000,000	Prescribed	\$7,161 plus 0.206% per \$1 over \$2.5mil. - GST free		\$7,161 plus 0.206% per \$1 over \$2.5mil. - GST free	
\$5,000,001 to \$21,500,000	Prescribed	\$12,633 plus 0.123% per \$1 over \$5.0mil - GST free		\$12,633 plus 0.123% per \$1 over \$5.0mil - GST free	
\$21,500,01 and above	Prescribed	\$34,196.00	\$34,196.00	\$34,196.00	\$34,196.00
**** if the development has been commenced or carried out, an additional amount by way of penalty, which is twice the amount of the maximum fee payable for determination of the application as detailed above.					
****Determining a development application (other than for an extractive industry) where the development has commenced or has been carried out (Approval of Existing Development)					
Determining an application to amend or cancel development approval (P&D Regulations 2015 Sch. 2 clause 77)	Prescribed	50% of the original DA fee up to \$295		50% of the original DA fee up to \$295	
Determining an application for advice (P&D Regulations 2015 Sch. 2 cl. 61A)	Prescribed	\$295.00	\$295.00	\$295.00	\$295.00
Determining an application for advice Non Residential Change of Use ****	Council	\$324.50	\$295.00	\$324.50	\$295.00
Advertising of Standard applications - R-Code variations	Prescribed	\$295.00	\$295.00	\$295.00	\$295.00
- Minor Local Planning Scheme or Local Planning Policy variations; or	Based on the fees prescribed in the Planning and Development (LG Planning Fees) Regs 2000 (WA).	\$330.00	\$300.00		
- "A" uses requiring advertising to adjacent landowners (CoA discretion)				actual cost of the advertising, incl. reply paid where applicable	
Advertising Complex applications		\$880.00	\$800.00		
- Applications requiring advertising beyond adjacent landowners (CoA discretion); and/or				actual cost of the advertising, incl. reply paid where applicable	
- Application requiring signs on site (CoA discretion).					

REPORT ITEM CCS805 REFERS

CITY OF ALBANY 2026/2027 Fees Charges

Description	Charge Type	Proposed Fee - 2026/27		Adopted Fee - 2025/26	
		(inc GST)	(ex GST)	(inc GST)	(ex GST)
Planning (Cont'd)					
Extractive Industry					
Extractive Industry Development Application ****	Prescribed	\$739.00	\$739.00	\$739.00	\$739.00
Extractive Industry annual licence fee	Council	\$150.00	\$150.00	\$150.00	\$150.00
Extractive Industry rehabilitation bond per ha.	Council	\$6,000.00	\$6,000.00	\$5,500.00	\$5,500.00
Home Occupation					
Local Producers (jams, preserves etc.) - Application for Planning Scheme Consent ****	Council	\$85.00	\$85.00	\$80.00	\$80.00
Re-approval of Development Approval for home occupation (where still valid)	Prescribed	\$80.00	\$80.00	\$80.00	\$80.00
**** If the development has been commenced or carried out, an additional amount by way of penalty, which is twice the amount of the maximum fee payable for determination of the application as detailed above.					
Design Review Fees					
Local Design Review sessions (minimum of 2 sessions is payable when lodging a development application)	Council	\$880.00	\$800.00		
Estate Architect Services (\$10k deposit required when lodging plans for review)	Council	cost of service - \$10k deposit required when lodging plans for review			
Scheme Amendment/Rezoning					
Basic Scheme Amendment/Rezoning-Fee includes assessment, coordination of referrals, preparation of Council report and approvals (WAPC and Council).	Based average assessment time and on the fees prescribed in the Planning and Development (Local Government Planning Fees) Regulations 2000 (LGR)	\$2,670.00	\$2,670.00		
Standard Scheme Amendment/Rezoning - Fee includes assessment, coordination of referrals, public advertising, preparation of Council report and approvals (WAPC and Council).		\$5,340.00	\$5,340.00		
Complex Scheme Amendment/Rezoning- Fee includes assessment, coordination of referrals, public advertising, preparation of Council report and approvals (WAPC and Council).		\$10,680.00	\$10,680.00		
Structure Plan		\$8,300.00	\$8,300.00		
Local Development Plans-Minor		\$925.00	\$925.00		
Local Development Plans-Major		\$2,793.00	\$2,793.00		
Total estimated fees for Scheme Amendments and Structure plans are calculated in accordance with part 7 - "Local Government Planning Charges" of the Planning and Development Regulations 2009. Fees that are in addition to the initial application lodgement fee are calculated on the following hourly rate basis:					
Director/ City Planner	Prescribed	\$88.00	\$88.00	\$88.00	\$88.00
Manager/ Senior Planner	Prescribed	\$66.00	\$66.00	\$66.00	\$66.00
Planning Officer	Prescribed	\$36.86	\$36.86	\$36.86	\$36.86
Other staff e.g. environmental health officer	Prescribed	\$36.86	\$36.86	\$36.86	\$36.86
Secretary/ administrative clerk	Prescribed	\$30.20	\$30.20	\$30.20	\$30.20
Additional costs and expenses payable by applicants					
Costs and expenses incurred that relate to the application including Advertising Consultation procedures, specific assessments (e.g.environmental assessment), technical resources and equipment, such as computer modelling and specialist advice.	Prescribed	actual costs incurred		actual costs incurred	
Subdivision Clearance (per Lot)					
Providing a subdivision clearance of 1-5 lots (per lot)	Prescribed	\$73.00	\$73.00	\$73.00	\$73.00
Providing a subdivision clearance for between 5 and up to, and including 195 lots:					
First 5 lots - per lot	Prescribed	\$73.00	\$73.00	\$73.00	\$73.00
From 6 lots to 195	Prescribed	\$35.00	\$35.00	\$35.00	\$35.00
Providing a subdivision clearance for more than 195 lots	Prescribed	\$7,393.00	\$7,393.00	\$7,393.00	\$7,393.00
Incomplete Works Bond Fee	Prescribed	2% inc. GST of the bonded value of incomplete works (minimum fee of \$110 inc. GST)		2% inc. GST of the bonded value of incomplete works (minimum fee of \$110 inc. GST)	
Supervision Fee:					
If a Consulting Engineer and Superintendent has been engaged	Prescribed	1.5% (plus GST) of the contract value (ex GST) of road and drainage works		1.5% (plus GST) of the contract value (ex GST) of road and drainage works	
If a Consulting Engineer and Superintendent has not been engaged	Prescribed	3.0% (plus GST) of the contract value (ex GST) of road and drainage works		3.0% (plus GST) of the contract value (ex GST) of road and drainage works	
Inspection fee for works that will not become the City of Albany's infrastructure	Council	\$85.00	\$77.27	\$85.00	\$77.27
Subsequent reinspections for works that will not become the City of Albany's infrastructure	Council	\$85.00	\$77.27	\$85.00	\$77.27
Non-refundable administration fee to handle setting up of a bond agreement and its implementation (Prescribed IPWEA)	Council	\$1,100.00	\$1,000.00		
Liquor Licence Certificate					
Section 40 application	Council	\$165.00	\$150.00	\$165.00	\$150.00
Supply documents					
Scheme Maps	Council	\$45.00	\$40.91	\$40.00	\$36.36
Providing written planning advice at the following hourly rates/pre-application advice (Includes Land Use / History, property development & planning)	Council	\$73.00	\$66.36	\$73.00	\$66.36
Letter for motor vehicle repair business licence	Council	\$45.00	\$40.91	\$45.00	\$40.91
Site / Property plans	Council	\$45.00	\$40.91	\$45.00	\$40.91
Statistics (per hour with min charge 1 hour)	Council	\$45.00	\$40.91	\$45.00	\$40.91
Sundry documents	Council	\$45.00	\$40.91	\$45.00	\$40.91
Electronic Document (compact disc)	Council	\$25.00	\$22.73	\$25.00	\$22.73
Zoning Statement	Prescribed	\$73.00	\$66.36	\$73.00	\$66.36
Replying to a property settlement questionnaire	Prescribed	\$73.00	\$66.36	\$73.00	\$66.36
Certificate of Title search (includes CT)	Council	\$49.50	\$45.00	\$49.50	\$45.00
Property Report	Council	\$132.00	\$120.00	\$132.00	\$120.00
Non-Complying Development					
Failing to comply with a written direction (s 214)	Prescribed	\$500.00	\$454.55	\$500.00	\$454.55
Contravention of a Town Planning Scheme (s 218)	Prescribed	\$500.00	\$454.55	\$500.00	\$454.55
Undertaking development in a Development Control Area without prior approval (s 220)	Prescribed	\$500.00	\$454.55	\$500.00	\$454.55
Contravening an Interim Development Order (s 221)	Prescribed	\$500.00	\$454.55	\$500.00	\$454.55

REPORT ITEM CCS805 REFERS

CITY OF ALBANY 2026/2027 Fees Charges

Description	Charge Type	Proposed Fee - 2026/27 (inc GST)	(ex GST)	Adopted Fee - 2025/26 (inc GST)	(ex GST)
Planning (Cont'd)					
Structure Plans					
<i>Total estimated fees for Structure plans are calculated in accordance with part 7 - "Local Government Planning Charges" of the Planning and Development Regulations 2009. Fees that are in addition to the initial application lodgement fee are calculated on the following hourly rates:</i>					
Director/ City Planner	Prescribed	\$100.00	\$90.91	\$100.00	\$90.91
Manager/ Senior Planner	Prescribed	\$80.00	\$72.73	\$80.00	\$72.73
Planning Officer	Prescribed	\$50.00	\$45.45	\$50.00	\$45.45
Other staff e.g. environmental health officer	Prescribed	\$50.00	\$45.45	\$50.00	\$45.45
Secretary/ administrative clerk	Prescribed	\$40.00	\$36.36	\$40.00	\$36.36
ROW/PAW closure assessment fee (Stage 1)					
Covers Landgate/probate search, preliminary land valuation, correspondence with other affected landowners	Council	\$300.00	\$272.73	\$990.00	\$900.00
Road/ROW/PAW closure application fee (Stage 2)					
Covers public advertising of the proposed road / ROW / PAW closure, consultation with community and service providers, preparation of Council report and application to the Department of Planning Lands & Heritage to dispose of the land to adjoining landowner(s). Fee to be divided equally between applicants should there be more than 1.	Council	\$2,300.00	\$2,090.91	\$2,200.00	\$2,000.00
Fixed Location Vendor or Trader (e.g bicycle/scooter rental, EV charger etc) - Council property - Per Trading area / Parking Bay - (on approval)					
Fixed Location (initial application)	Council	\$149.00	\$135.45	\$143.00	\$130.00
A category (Urban, High amenity area) (per annum)	Council	\$2,745.00	\$2,495.45	\$2,640.00	\$2,400.00
B category (Remote location, High amenity area) (per annum)	Council	\$1,716.00	\$1,560.00	\$1,650.00	\$1,500.00
C category (Remote location) (per annum)	Council	\$1,144.00	\$1,040.00	\$1,100.00	\$1,000.00
Other Applications					
Alfresco dining (initial application)	Council	\$150.00	\$136.36	\$143.00	\$130.00
Street Trading (per application)	Council	\$150.00	\$136.36	\$143.00	\$130.00
Local Government Property	Council	\$150.00	\$136.36	\$143.00	\$130.00
<i>Regulations 2011 and the Western Australian Planning Commission (WAPC) Planning Bulletin 93/2011.</i>					
<i>As per the WAPC Planning Bulletin No. 93/2011, the Goods and Services Tax (GST) will not apply to fees for development applications, subdivisions clearances, home occupations, change of uses and zoning certificates. GST will apply to fees for property settlement questionnaires, written planning advice, scheme amendments and structure plans.</i>					
Engineering Services					
Plant Hire Per Hour. Note : Includes operator from Monday to Friday 7.30am to 4.30pm					
Grader	Council	\$282.00	\$256.36	\$274.55	\$249.59
Road Sweeper	Council	\$340.00	\$309.09	\$328.76	\$298.87
Hook Lift/Tandem Truck	Council	\$235.00	\$213.64	\$228.77	\$207.97
Private works with any other plant/operator rate	Council	Cost plus 20%		Cost plus 20%	
Gravel and Limestone	Council	Cost plus 20%		Cost plus 20%	
Standpipe Water					
Standpipe Water Usage - per kilolitre (including recovery for the Water Authority service charge)	Council	\$11.00	\$11.00	\$11.00	\$11.00
Wellstead Standpipe Water Usage - per kilolitre (non-potable)	Council	\$5.50	\$5.50	\$5.50	\$5.50
Wellstead Standpipe Water Usage - per kilolitre (potable)	Council	\$11.00	\$11.00	\$11.00	\$11.00
Traffic Management					
Traffic Management Plan Approval - 10 working day turn around	Council	\$200.00	\$181.82	\$200.00	\$181.82
Waste					
Refuse Service Charges					
Residential - Urban Waste Services Charge	Council	\$509.00	\$509.00	\$469.00	\$469.00
Additional General Waste Bin Pickup	Council	\$165.00	\$165.00	\$150.00	\$150.00
Additional Recycling Bin Pickup	Council	\$91.00	\$91.00	\$84.00	\$84.00
Additional FOGO Bin Pickup	Council	\$91.00	\$91.00	\$84.00	\$84.00
One-off Out-of-Schedule or Additional Bin Pickup	Council	\$25.00	\$25.00		
Administration charge to add Additional Bin	Council	\$10.00	\$10.00		
<i>Note: Maximum 2 additional bins with a maximum of one of each type per domestic refuse service</i>					
Clean Fill					
Clean Fill per tonne - Minimum Fee (loads smaller than 1 tonne - FREE)	Council	\$20.00	\$18.18	\$0.00	\$0.00
Rural Refuse Card Passes					
40 Pass Card - 140 Litre Bin	Council	\$218.00	\$198.18	\$208.00	\$189.09
2 Pass Card - Ute/Trailer (6x4)	Council	\$94.00	\$85.45	\$89.50	\$81.36
5 Pass Card - Ute/Trailer (6x4)	Council	\$234.00	\$212.73	\$223.50	\$203.16
10 Pass Card - Ute/Trailer (6x4)	Council	\$469.00	\$426.36	\$447.00	\$406.36
Replacement of Rural Refuse Card Passes (for lost free rural waste passes)	Council	\$50.00	\$45.45		
Putrescible Waste (per tonne)					
General Domestic Waste - Minimum Fee \$10.00	Council	\$155.00	\$140.91	\$149.00	\$135.45
General Commercial Waste - Minimum Fee \$20.00	Council	\$185.00	\$168.18	\$170.00	\$154.55
General waste (containing scrap metal, greenwaste and/or cardboard material) - Minimum Fee \$20.00	Council	\$297.00	\$270.00	\$285.00	\$259.09
Type 1 Inert Waste (per tonne)					
Concrete and Masonry (Clean, no reinforcing bar or contamination. Suitable as rough road base. Weighbridge inspection required.) - Minimum Fee \$5.00	Council	\$50.00	\$45.45	\$40.00	\$36.36
Concrete and Masonry (not suitable as rough road base as contains reinforcement, etc) - Minimum Fee \$10.00	Council	\$185.00	\$168.18	\$170.00	\$154.55

REPORT ITEM CCS805 REFERS

CITY OF ALBANY 2026/2027 Fees Charges

Description	Charge Type	Proposed Fee - 2026/27		Adopted Fee - 2025/26	
		(inc GST)	(ex GST)	(inc GST)	(ex GST)
Waste (Cont'd)					
Type 2 Inert Waste					
Industrial Waste (Non-biodegradable) per tonne - Minimum Fee \$20.00	Council	\$297.00	\$270.00	\$285.00	\$259.09
Car Tyres (each)	Council	\$20.00	\$18.18	\$20.00	\$18.18
Truck Tyres (each)	Council	\$42.00	\$38.18	\$40.00	\$36.36
Tractor Tyres (each)	Council	\$115.00	\$104.55	\$110.00	\$100.00
Contaminated Solid Waste (per tonne)					
Contaminated Solid Waste (DEC approved) - Minimum Fee \$100.00	Council	\$297.00	\$270.00	\$285.00	\$259.09
Type 1 Special Waste (per tonne)					
Asbestos - Minimum Fee \$40.00	Council	\$240.00	\$218.18	\$230.00	\$209.09
Type 2 Special Waste (per tonne)					
Medical Waste - Minimum Fee \$150.00	Council	\$250.00	\$227.27	\$240.00	\$218.18
Quarantine Waste - Minimum Fee \$150.00	Council	\$250.00	\$227.27	\$240.00	\$218.18
Other Charges					
Scrap Metal per tonne - (Sorted & uncontaminated)	Council	\$0.00	\$0.00	\$0.00	\$0.00
Commercial Recyclable Cardboard (Per tonne)	Council	\$110.00	\$100.00	\$110.00	\$100.00
Mattresses and Bases (each)	Council	\$47.50	\$43.18	\$47.50	\$43.18
Fridges/Freezers (each)	Council	\$18.00	\$16.36	\$18.00	\$16.36
Air-conditioners (each)	Council	\$22.00	\$20.00	\$22.00	\$20.00
Auto Oil (per litre)	Council	\$0.25	\$0.23	\$0.25	\$0.23
Offal (per tonne) - Minimum Fee \$10.00	Council	\$320.00	\$290.91	\$290.00	\$263.64
Batteries (each) - Auto - Minimum Fee \$1.00	Council	\$1.00	\$0.91	\$1.00	\$0.91
Commercial E-waste - per small item	Council	\$10.00	\$9.09		
Commercial E-waste - large items	Council	POA			
Weighbridge Weight Only Docket	Council	\$20.00	\$18.18	\$20.00	\$18.18
After hours disposal (Additional to waste charge) - Minimum Fee \$150.00	Council	\$195.00	\$177.27	\$195.00	\$177.27
Docket Reprint	Council	\$10.00	\$9.09	\$10.00	\$9.09
Docket/Invoice Amendments	Council	\$25.00	\$22.73	\$25.00	\$22.73
Waste Reports	Council	\$55.00	\$50.00	\$55.00	\$50.00
Regional Shires					
Recycling rates for other shires	Council	as per commercially confidential contracted rate		as per commercially confidential contracted rate	
Charitable Organisations (Per Tonne)					
Per tonne (Minimum fee per entry: \$10.00)	Council	\$50.00	\$45.45	\$50.00	\$45.45
Charges When Weighbridge Inoperative					
<i>All waste categories:</i>					
Car/Ute - (up to 2 x 140lt bin equivalent) Minimum Fee \$10.00	Council	\$10.50	\$9.55	\$10.00	\$9.09
Truck or Trailer (per cubic metre) - Minimum Fee \$100.00	Council	\$55.00	\$50.00	\$50.00	\$45.45
Sale of Materials					
Salvageable Goods	Council	Prices on application at waste site		Prices on application at waste site	
Camp Ground Fees					
Cape Riche					
Site fee for a family group. Per night for up to 2 adults and 2 children	Council	\$20.00	\$18.18	\$20.00	\$18.18
Additional adult (over the family group definition). Per adult per night	Council	\$9.00	\$8.18	\$9.00	\$8.18
Additional child (6-16yrs) (over the family group definition). Per child per night	Council	\$3.00	\$2.73	\$3.00	\$2.73
Concession Card Holder per visit (Student, Pensioner & Senior). Per site per night for each	Council	\$10.00	\$9.09	\$10.00	\$9.09
Concession Card Holder					
School Groups (per child per night)	Council	\$5.00	\$4.55	\$5.00	\$4.55
Cosy Corner East and Torbay Inlet (Floodgates)					
Site fee for a family group. Per night for up to 2 adults and 2 children	Council	\$15.00	\$13.64	\$15.00	\$13.64
Additional adult (over the family group definition). Per adult per night	Council	\$7.50	\$6.82	\$7.50	\$6.82
Additional child (6-16yrs) (over the family group definition). Per child per night	Council	\$3.00	\$2.73	\$3.00	\$2.73
Concession Card Holder per visit (Student, Pensioner & Senior). Per site per night for each	Council	\$10.00	\$9.09	\$10.00	\$9.09
Concession Card Holder					
School Groups (per child per night)	Council	\$5.00	\$4.55	\$5.00	\$4.55
East Bay, Betty's Beach, Norman's Inlet.					
Site fee for a family group. Per night for up to 2 adults and 2 children	Council	\$15.00	\$13.64	\$15.00	\$13.64
Additional adult (over the family group definition). Per adult per night	Council	\$7.50	\$6.82	\$7.50	\$6.82
Additional child (6-16yrs) (over the family group definition). Per child per night	Council	\$3.00	\$2.73	\$3.00	\$2.73
Concession Card Holder per visit (Student, Pensioner & Senior). Per site per night for each	Council	\$10.00	\$9.09	\$10.00	\$9.09
Concession Card Holder					
School Groups (per child per night)	Council	\$5.00	\$4.55	\$5.00	\$4.55
Cancellation Fees for all bookable camp grounds					
Within 14 days of booking date (Full Refund)		100%		100%	
Between 5 and 14 days of booking date (50% Refund)		50%		50%	
Less than 5 days of booking Date (No Refund)		0%		0%	

REPORT ITEM CCS805 REFERS

CITY OF ALBANY 2026/2027 Fees Charges

Description	Charge Type	Proposed Fee - 2026/27 (inc GST)	(ex GST)	Adopted Fee - 2025/26 (inc GST)	(ex GST)
CORPORATE & COMMERCIAL SERVICES					
Airport					
Airport - Airside					
Landing Fees					
Full stop landing					
(Note that if there are circuits performed prior to the full stop landing aircraft won't be charged for the full stop landing)					
0-1999kg MTOW - Flat Rate Per Day	Council	\$13.00	\$11.82	\$12.50	\$11.36
2000 - 5700kg MTOW - per 1000kg MTOW per landing	Council	\$18.25	\$16.59	\$17.50	\$15.91
5701 - 15000kg MTOW - per 1000kg MTOW per landing	Council	\$25.75	\$23.41	\$24.75	\$22.50
15,001 - 31,000kg MTOW - per 1000kg MTOW per landing	Council	\$34.50	\$31.36	\$33.00	\$30.00
31,001 - 49,000kg MTOW - per 1000kg MTOW per landing	Council	\$48.50	\$44.09	\$46.20	\$42.00
>49,001 kg MTOW - per 1000kg MTOW per landing	Council	\$55.25	\$50.23	\$52.80	\$48.00
Helicopters - per 1000kg MTOW per landing	Council	\$16.50	\$15.00	\$16.50	\$15.00
Regular Passenger Transport (Regulated by Dept. of Transport (WA))	Council	As per Contract		As per Contract	
Emergency Services					
For aircraft operating under short-term daily emergency services registered aircraft including: Royal Flying Doctor Service, SLSWA Rescue Helicopter, DFES and DBCA	Council	\$0.00	\$0.00	\$0.00	\$0.00
Firefighting aircraft, Police Air Wing, Surveillance Australia Rescue, RAC Rescue					
For aircraft operating under contract for emergency services	Council	As per Contract		As per Contract	
Annual Landing fee option					
Local non Commercial - 0-1999kg MTOW	Council	\$210.00	\$190.91	\$200.00	\$181.82
Local non Commercial - 2000 - 5700kg MTOW	Council	\$365.00	\$331.82	\$350.00	\$318.18
Local Commercial - 0-1999kg MTOW	Council	\$720.00	\$654.55	\$689.10	\$626.45
Local Commercial - 2000 - 5700kg MTOW	Council	\$960.00	\$872.73	\$920.00	\$836.36
Scheduled Air Transport Operations (SATO)	Council	As per Contract		As per Contract	
Passenger Fees					
Arrival per passenger for use of the terminal and contribution to facility maintenance and operation - Open and Closed Charter Aircraft	Council	\$23.00	\$20.91	\$21.30	\$19.36
Departure per passenger for use of the terminal and contribution to facility maintenance and operation - Open and Closed Charter Aircraft	Council	\$23.00	\$20.91	\$21.30	\$19.36
RPT Aircraft - Passenger Levy - Per Person	Council	30.80	\$28.00	As per Contract	
Screening Passenger Levy - Per Person - (if applicable, Departure Only)	Council	As per Contract		As per Contract	
Aircraft Parking Fees					
Apron parking Bays 1-3 - first 3 hrs free - >15701 kg MTOW	Council	\$42.50	\$38.64	\$42.50	\$38.64
General Aviation hardstand parking only- per day , first 24 hrs free - 0 -5700kg MTOW	Council	\$7.00	\$6.36	\$7.00	\$6.36
General Aviation hardstand parking only- per day , first 24 hrs free - 5701 - 15001kg MTOW	Council	\$28.50	\$25.91	\$27.30	\$24.82
General Aviation helicopter grass parking only- per day , first 24 hrs free - all	Council	\$7.00	\$6.36	\$7.00	\$6.36
Airside Access and Vehicles					
For ARO issue of VIC/ escort or supervision	Council	\$159.50	\$145.00	\$159.50	\$145.00
Hangar Lease Fee					
As per ground lease agreement -	Council	As per Contract		As per Contract	
Spills					
Airside Environmental Clean-up charges + materials and disposal of waste - POA	Council	Cost plus 10%		Cost plus 10%	
Airside Footprint					
Storage or equipment related to Airwork or operations Per Day	Council	\$7.00	\$6.36	\$7.00	\$6.36
Fuel					
For approved fuel card - swipe card	Council	As per listed pump price		As per listed pump price	
For underwing refuelling (no callout) -	Council	As per listed pump price		As per listed pump price	
For underwing refuelling (callout) - call out fee plus fuel	Council	As per listed pump price		As per listed pump price	
For cash sales - POA	Council	Cost plus 10c per litre		Cost plus 10c per litre	
Security Swipe Card					
Initial issue for gate card (if approved) - per card	Council	\$80.00	\$72.73	\$74.00	\$67.27
Replacement security swipe card - per card	Council	\$80.00	\$72.73	\$74.00	\$67.27
Airport - Landside					
Terminal					
Meeting Room (Donna) per hour (plus bond and \$60 cleaning fee)	Council	\$120.00	\$109.09	\$115.00	\$104.55
Café area per m2	Council	Per Agreement		Per Agreement	
Arrival Hall Counter space current AVIS/Budget Lease	Council	Per Agreement		Per Agreement	
Check in Desk per m2	Council	Per Agreement		Per Agreement	
Check in Office per m2	Council	Per Agreement		Per Agreement	
Partition Office - check in area per m2	Council	Per Agreement		Per Agreement	
Lunch Room .per m2 per week	Council	\$25.00	\$22.73	\$25.00	\$22.73
Middle Office per m2	Council	Per Agreement		Per Agreement	
Arrival Hall Counter space (bookable) per hour per counter	Council	\$10.00	\$9.09	\$10.00	\$9.09
Arrival Hall Gallery bookable (11:30 am Saturday until 12:30pm Sunday)	Council	POA		POA	
Digital advertising signage per month	Council	\$90.00	\$81.82	\$90.00	\$81.82
Carpark					
Airport car-parking per day (1st - 4hrs free)	Council	\$9.90	\$9.00	\$8.80	\$8.00
Annual Airport car parking permit	Council	\$750.00	\$681.82	\$720.00	\$654.55
Priority Parking Bays (Hire Car)	Council	\$500.00	\$454.55	\$478.50	\$435.00
Airport - Other					
ARO Callout					
Airport Reporting Officer (ARO) after hours call-out including fuel, CEO Non-conforming activity, carpark, airside escort (not including Local Standby, Full Emergency, Crash on Airport with ARO in attendance)	Council	\$165.00	\$150.00	\$159.50	\$145.00
*The minimum charge includes three hours per ARO personnel time on-site. Additional hours will be charged at \$159.50 per hour / per ARO					
ARO Escort					
Airport Reporting Officer airside escort, rate per hour for ARO time >30 minutes HJ M-F (not including Local Standby, Full Emergency, Crash on Airport with ARO in attendance)	Council	\$85.00	\$77.27	\$80.00	\$72.73

REPORT ITEM CCS805 REFERS

CITY OF ALBANY 2026/2027 Fees Charges

Description	Charge Type	Proposed Fee - 2026/27 (inc GST)	(ex GST)	Adopted Fee - 2025/26 (inc GST)	(ex GST)
Airport (Cont'd)					
Note					
Requests for landing fee waivers for charity or community benefit events can be made by registered clubs and via application to the CEO. Requests MUST include a description of the benefit to the wider community as well as number of aircraft, aircraft registration, types, passenger numbers, number of landing or fee type being waived. Requests are to be lodged 14 days prior to incurring landing fees		\$ On Application		\$ On Application	
Albany Visitor Centre					
In Store					
Racking Fee - All Brochures (subject to availability, conditions apply) - per year	Council	\$90.00	\$81.82	\$90.00	\$81.82
AVC Merchandise	Council	As advertised, GST Applicable		As advertised, GST Applicable	
Seasonal racking fee Max 3 months- price is per month	Council	\$20.00	\$18.18	\$20.00	\$18.18
Booking & Administration Fees					
Accommodation provider (Operator) commission - Assorted Platforms	Council	% of total booking as negotiated		% of total booking as negotiated	
Advertising Fees					
Touch Screen Advertising (limited availability, conditions apply) - per month	Council	\$94.00	\$85.45	\$90.00	\$81.82
Digital Screen Advertising (per screen, limited availability, conditions apply) - per month	Council	\$98.00	\$89.09	\$90.00	\$81.82
Digital Window Advertising York Street Facing (limited availability, conditions apply) - per month	Council	\$268.00	\$243.64	\$260.00	\$236.36
Digital Window Advertising Alison Hartmans Facing (limited availability, conditions apply) - per month	Council	\$365.00	\$331.82	\$350.00	\$318.18
Promotional activities	Council	Fee on application		Fee on application	
Packages	Council	% of advertising as negotiated		% of advertising as negotiated	
Emu Point Boat Pens					
Pens - 9m in length					
per month	Council	\$720.38	\$654.89	\$681.66	\$619.69
per 6 months	Council	\$2,881.50	\$2,619.55	\$2,725.49	\$2,477.72
per 12 months	Council	\$4,802.50	\$4,365.91	\$4,543.26	\$4,130.24
Pens - 10m in length					
per month	Council	\$800.42	\$727.65	\$758.18	\$689.25
per 6 months	Council	\$3,201.67	\$2,910.61	\$3,029.23	\$2,753.85
per 12 months	Council	\$5,336.11	\$4,851.01	\$5,048.73	\$4,589.75
Pens - 12m in length					
per month	Council	\$960.50	\$873.18	\$908.89	\$826.26
per 6 months	Council	\$3,842.00	\$3,492.73	\$3,634.38	\$3,303.98
per 12 months	Council	\$6,403.34	\$5,821.22	\$6,057.30	\$5,506.64
Pens - 15m in length					
per month	Council	\$1,200.63	\$1,091.48	\$1,136.10	\$1,032.82
per 6 months	Council	\$4,802.50	\$4,365.91	\$4,543.26	\$4,130.24
per 12 months	Council	\$8,004.17	\$7,276.52	\$7,572.50	\$6,884.09
Pen A21 - 12m in length - Low draft pen, less 20%					
per month	Council	\$768.40	\$698.55	\$727.11	\$661.01
per 6 months	Council	\$3,073.60	\$2,794.18	\$2,907.51	\$2,643.19
per 12 months	Council	\$5,122.67	\$4,656.97	\$4,845.84	\$4,405.31
Emu Point Boat Pens Live On Board fee (per night)	Council	\$102.48	\$93.16	\$96.95	\$88.14
Environmental Health Services					
Water Sampling					
Bacteriological Sampling Results	Council	\$65.00	\$65.00	\$60.00	\$60.00
Public Swimming Pool Water Sampling (per sample)	Council	\$35.00	\$35.00	\$30.00	\$30.00
Potable Water Sampling (per sample)	Council	\$35.00	\$35.00	\$30.00	\$30.00
Administration Fees					
Copy of Food Sampling Results	Council	\$75.00	\$75.00	\$65.00	\$65.00
Search for Septic Tank Plans	Council	\$70.00	\$70.00	\$55.00	\$55.00
Change of Owners (any Health registered premises)	Council	\$75.00	\$75.00	\$65.00	\$65.00
Late payment of licence/registration	Council	\$95.00	\$95.00	\$85.00	\$85.00
Application for Approval to Construct or Establish Premises					
<i>Includes Assessments & Administration</i>					
Caravan parks	Prescribed	\$200.00	\$200.00	\$200.00	\$200.00
Lodging House	Council	\$155.00	\$155.00	\$115.00	\$115.00
Miscellaneous Health Premises (Beauty Therapy, Skin Penetration, etc. - incl. Mobile Operators)	Council	\$155.00	\$155.00	\$120.00	\$120.00
Notification Fee (including food business)	Council	\$85.00	\$85.00	\$65.00	\$65.00
Application for Other Services					
Liquor Act Section 39 Certificate	Council	\$160.00	\$160.00	\$140.00	\$140.00
Gaming Act Section 55 (1) Certification (1 year or one-off event)	Council	\$50.00	\$50.00	\$45.00	\$45.00
Gaming Act Section 55 (1) Certification (5 year)	Council	\$155.00	\$155.00	\$140.00	\$140.00
Application to construct, extend or alter a public building (Form 1)	Council	\$135.00	\$135.00	\$120.00	\$120.00
Maximum Occupancy Certificate for Public Buildings (Form 2, Plus reassessment of building or replacement of lost certificate)	Council	\$135.00	\$135.00	\$120.00	\$120.00
Annual Registration					
Caravan Parks (per annum)					
(a) Minimum Fee	Prescribed	\$200.00	\$200.00	\$200.00	\$200.00
(b) Long stay (per site)	Prescribed	\$6.00	\$6.00	\$6.00	\$6.00
(c) Short stay (per site)	Prescribed	\$6.00	\$6.00	\$6.00	\$6.00
(d) Camp sites (per site)	Prescribed	\$3.00	\$3.00	\$3.00	\$3.00
(e) Overflow site (per site)	Prescribed	\$1.50	\$1.50	\$1.50	\$1.50
Nature Based Camping Park (per annum)					
(a) Minimum Fee	Council	\$55.00	\$55.00	\$50.00	\$50.00
(b) Camp / short stay sites (per site)	Council	\$2.50	\$2.50	\$2.00	\$2.00

REPORT ITEM CCS805 REFERS

CITY OF ALBANY 2026/2027 Fees Charges

Description	Charge Type	Proposed Fee - 2026/27 (inc GST)	(ex GST)	Adopted Fee - 2025/26 (inc GST)	(ex GST)
Environmental Health Services (Cont'd)					
Lodging House	Council	\$175.00	\$175.00	\$165.00	\$165.00
Licence of Morque (per annum)	Council	\$80.00	\$80.00	\$75.00	\$75.00
Dog Kennels/Cattery	Council	\$95.00	\$95.00	\$90.00	\$90.00
Temporary Accommodation (Caravan, Tiny Home on Wheels, etc.)					
Application and Reapplication Fee	Council	\$160.00	\$160.00	\$150.00	\$150.00
Annual Permit	Council	\$260.00	\$260.00	\$250.00	\$250.00
Food Businesses					
<i>Annual Registration Fees</i>					
<i>Fees pro rata (calculated on a monthly basis, or part thereof, for any period prior to 30 June each year)</i>					
High Risk Premises	Council	\$350.00	\$350.00	\$330.00	\$330.00
High Risk Premises with additional classifications	Council	\$515.00	\$515.00	\$490.00	\$490.00
Medium Risk Premises	Council	\$270.00	\$270.00	\$260.00	\$260.00
Low Risk Premises	Council	\$125.00	\$125.00	\$120.00	\$120.00
Charitable or Community Service Food Business	Council	\$0.00	\$0.00	\$0.00	\$0.00
Food Business Administration Fees					
Notification Fee for Very Low Risk Food Business	Council	\$27.50	\$27.50	\$25.00	\$25.00
Application for Registration Fee	Council	\$135.00	\$135.00	\$130.00	\$130.00
Health (Treatment of Sewage & Disposal of Effluent & Liquid Waste) Regulations					
Application for the approval of an apparatus by Local Government	Prescribed	\$118.00	\$118.00	\$118.00	\$118.00
Issuing of a "Permit to Use an Apparatus"	Prescribed	\$118.00	\$118.00	\$118.00	\$118.00
<i>Application for approval of an apparatus by the Executive Director Public Health Department under reaulation 4A</i>					
(a) With a Local Government Report	Prescribed	\$102.00	\$102.00	\$102.00	\$102.00
(b) Without a Local Government Report fee under regulation 4A(4)	Prescribed	\$110.00	\$110.00	\$110.00	\$110.00
(c) Local Government Report Fee	Council	\$155.00	\$155.00	\$140.00	\$140.00
Noise Related Fees					
Regulation 13 out of hours construction (Noise Management Plan Application Approval, minimum 7 days prior)	Council	\$150.00	\$150.00	\$80.00	\$80.00
Regulation 18 non-complying event noise exemption application	Prescribed	\$1,000.00	\$1,000.00	\$500.00	\$500.00
Regulation 18 non-complying event noise exemption late fee	Prescribed	\$250.00	\$250.00		
Law, Order & Public Safety					
Stock					
<i>Stock Impoundment (per Local Government [Miscellaneous Provisions] Act 1960 Section 464; when these fees and charges are varied by the City of Albany, a notice to this effect will be published in the Government Gazette)</i>					
All stock impounded after 6.00am and before 6.00pm (per head)	Prescribed	\$57.30	\$52.09	\$57.30	\$52.09
All stock impounded after 6.00pm and before 6.00am (per head)	Prescribed	\$162.10	\$147.36	\$162.10	\$147.36
All stock impounded after 6.00pm on Friday and before 6.00am on Monday (per head)	Prescribed	\$247.40	\$224.91	\$247.40	\$224.91
Stock Poundage (per head) (S462)	Prescribed	\$18.15	\$16.50	\$18.15	\$16.50
Sustenance charges (per head per day)	Prescribed	\$11.35	\$10.32	\$11.35	\$10.32
Transport of stock	Prescribed	Cost + 10%		Cost + 10%	
Stock trespassing on enclosed land under crop of any kind (per head per day) - large animal	Prescribed	\$16.50	\$15.00	\$16.50	\$15.00
Stock trespassing on enclosed land under crop of any kind (per head per day) - small animal	Prescribed	\$8.25	\$7.50	\$8.25	\$7.50
Animal under 6 months	Prescribed	\$24.75	\$22.50	\$24.75	\$22.50
Vehicles					
Collection of impounded vehicle	Council	\$140.00	\$140.00	\$130.00	\$130.00
Impounded motor vehicle towing fee	Prescribed	Cost + 10%		Cost + 10%	
Storage per day of impounded vehicle	Council	\$7.50	\$6.82	\$5.00	\$4.55
Postage of letter - registered mail	Council	\$10.00	\$10.00	\$10.00	\$10.00
Signs					
Lodgement of application and issue of license	Council	\$30.00	\$30.00	\$25.00	\$25.00
Return of impounded temporary sign	Council	\$40.00	\$40.00	\$30.00	\$30.00
Shopping Trolley Impoundment Release Fee	Council	\$50.00	\$50.00	\$40.00	\$40.00
Dogs					
<i>(eligible pensioner discount 50% of the fees otherwise payable)</i>					
<i>(registrations after the 31 May, 50% of the fees otherwise payable for that year)</i>					
guide dog	Prescribed	\$0.00	\$0.00	\$0.00	\$0.00
working dog	Prescribed	25% of set fee as defined below		25% of set fee as defined below	
sterilised dog or bitch (1 year registration)	Prescribed	\$20.00	\$20.00	\$20.00	\$20.00
sterilised dog or bitch (3 year registration)	Prescribed	\$42.50	\$42.50	\$42.50	\$42.50
sterilised dog or bitch (Lifetime registration)	Prescribed	\$100.00	\$100.00	\$100.00	\$100.00
un-sterilised dog or bitch (1 year registration)	Prescribed	\$50.00	\$50.00	\$50.00	\$50.00
un-sterilised dog or bitch (3 year registration)	Prescribed	\$120.00	\$120.00	\$120.00	\$120.00
un-sterilised dog or bitch (Lifetime registration)	Prescribed	\$250.00	\$250.00	\$250.00	\$250.00
Cats					
<i>(eligible pensioner discount 50% of the fees otherwise payable)</i>					
<i>(Registration within 5 months of designated annual registration date for that year, 50% of prescribed fee)</i>					
sterilised and micro-chipped (1 year registration)	Prescribed	\$20.00	\$20.00	\$20.00	\$20.00
sterilised and micro-chipped (3 year registration)	Prescribed	\$42.50	\$42.50	\$42.50	\$42.50
sterilised and micro-chipped (Lifetime)	Prescribed	\$100.00	\$100.00	\$100.00	\$100.00

REPORT ITEM CCS805 REFERS

CITY OF ALBANY 2026/2027 Fees Charges

Description	Charge Type	Proposed Fee - 2026/27 (inc GST)	(ex GST)	Adopted Fee - 2025/26 (inc GST)	(ex GST)
Law, Order & Public Safety Cont'd					
Both Dogs/Cats					
Kennel Fee - under s27 of the Act (fee per establishment)	Prescribed	\$204.00	\$204.00	\$204.00	\$204.00
Pound - Release of dog/cat from pound (anytime from 8.30am to 4.00pm)	Council	\$140.00	\$127.27	\$132.00	\$120.00
Pound - Sale of dog / cat from pound	Council	\$70.00	\$63.64	\$65.00	\$59.09
Pound - Sustenance charges (per dog/cat per day)	Council	\$17.50	\$15.91	\$16.50	\$15.00
Pound - Sustenance charges per cat per day	Council	\$8.00	\$7.27	\$7.25	\$6.59
Pound - Urgent veterinary Care for dog/cat (week days)	Council	\$85.00	\$77.27	\$72.00	\$65.45
Pound - Urgent veterinary Care for dog/cat (A/H or weekends)	Council	\$245.00	\$222.73	\$232.00	\$210.91
Register - certified copy of an entry in the register	Council	\$3.50	\$3.18	\$3.30	\$3.00
Register - inspection of register	Council	\$2.50	\$2.27	\$2.20	\$2.00
Application for keeping of more than two dogs/cats	Council	\$30.00	\$27.27	\$25.00	\$22.73
Property Inspection Fee	Council	\$55.00	\$50.00	\$30.00	\$27.27
Micro-chipping Dog/Cat	Council	\$70.00	\$63.64	\$65.00	\$59.09
Supply of Microchip only	Council	\$11.00	\$10.00	\$10.20	\$9.27
Euthanasia and Disposal Fee (Dog)	Council	\$150.00	\$136.36	\$140.00	\$127.27
Euthanasia and Disposal Fee	Council	\$120.00	\$109.09	\$110.00	\$100.00
Dog/Cat Tag Replacement	Council	\$7.50	\$6.82	\$5.00	\$4.55
Permits					
Activities needing a permit - Property Local Law 2011 - (Clause 3.13) - Per application	Local Law	\$25.00	\$25.00	\$25.00	\$25.00
Residential Parking Permit - Parking And Parking Facilities Local Law 2009 - (Clause 5.1) - Per application, 1 Year	Local Law	\$25.00	\$25.00	\$25.00	\$25.00
Permit to allow parking contrary to signs or limitations - Parking And Parking Facilities Amendment Local Law 2012 - (Clause 4.10(3)(b)) - Per application	Local Law	\$25.00	\$25.00	\$25.00	\$25.00
Permit - Permit to collect seed from native flora on thoroughfare - Activities in Thoroughfare and Public Places and Trading Local Law 2011 (Clause 5.19 & 5.20(1)) - Per application	Local Law	\$25.00	\$25.00	\$25.00	\$25.00
Permit - Dig or otherwise create a trench through or under a kerb, footpath or carriageway - Activities in Thoroughfare and Public Places and Trading Local Law 2011 (Clause 2.2(1)(a)) - Per application	Local Law	\$25.00	\$25.00	\$25.00	\$25.00
Permit - Temporary Crossing - Activities in Thoroughfare and Public Places and Trading Local Law 2011 (Clause 2.4(1)) - Per application	Local Law	\$25.00	\$25.00	\$25.00	\$25.00
Permit - Authorisation to allow a hoist or other thing on a structure or land for use over a thoroughfare - Activities in Thoroughfare and Public Places and Trading Local Law 2011 (Clause 2.2(1)(i)) - Per application	Local Law	\$25.00	\$25.00	\$25.00	\$25.00
Permit - Authorisation to allow Performing in a public place - Activities in Thoroughfare and Public Places and Trading Local Law 2011 (Clause 6.2) - Per application	Local Law	\$25.00	\$25.00	\$25.00	\$25.00
Permit - Authorisation to allow Placing a bulk rubbish container on a thoroughfare - Activities in Thoroughfare and Public Places and Trading Local Law 2011 (Clause 2.2(1)(j)) - Per application	Local Law	\$25.00	\$25.00	\$25.00	\$25.00
Permit - Authorisation to allow Placing advertising sign or affixing any advertisement on a thoroughfare - Activities in Thoroughfare and Public Places and Trading Local Law 2011 (Clause 3.2(1)) - Per application	Local Law	\$25.00	\$25.00	\$25.00	\$25.00
Permit - Pigeons - Certificate of Registration - Animals Local Law 2001 (Clauses 27(1),32(1)) - Per application	Local Law	\$25.00	\$25.00	\$25.00	\$25.00
Permit - Bees - Authorisation to allow the keeping a beehive in a special rural area - Animals Local Law 2001 (Clause 36(1)(b)) - Per application	Local Law	\$25.00	\$25.00	\$25.00	\$25.00
Fines & Penalties (GST Exempt)					
<i>City Law Enforcement Officers (Rangers) issue fines and penalties from time to time, per City of Albany Local Laws and prescribed fines/penalties in relevant legislation. Current fines and penalties are available from the City Law Enforcement Officers (Rangers).</i>					
Impounding Fees					
Non-perishable goods impounding administration fee	Council	\$90.00	\$90.00	\$80.00	\$80.00
Impounded non-perishable goods storage fee	Council	\$25.00	\$25.00	\$20.00	\$20.00
Parking Services					
Final demand fee	Council	\$28.00	\$28.00	\$26.90	\$26.90
Fines Enforcement Registry Lodgement Fee	Council	\$90.00	\$90.00	\$86.90	\$86.90
Lodgement Certificate Fee	Council	\$25.00	\$25.00	\$22.90	\$22.90
Temporary Event Signs					
Fee	Council	\$90.00	\$90.00	\$80.00	\$80.00
Administration - General					
Photocopying (per copy - black and white)					
- A4	Council	\$0.20	\$0.18	\$0.20	\$0.18
- B4	Council	\$0.35	\$0.32	\$0.35	\$0.32
- A3	Council	\$0.40	\$0.36	\$0.40	\$0.36
Photocopying (per copy - colour)					
- A4	Council	\$0.60	\$0.55	\$0.60	\$0.55
- B4	Council	\$1.00	\$0.91	\$1.00	\$0.91
- A3	Council	\$1.20	\$1.09	\$1.20	\$1.09
Register of Delegated Authority	Council	Free on website		Free on website	
Council Local Laws - each	Council	Free on website		Free on website	
Bags on Board - dispensers					
Dispensers	Council	\$4.00	\$3.64	\$4.00	\$3.64
Refills	Council	\$8.00	\$7.27	\$8.00	\$7.27
Freedom of Information					
- Application Fee (Non personal)	Council	\$30.00	\$30.00	\$30.00	\$30.00
- Search/Other Fees (per hour) as set out below	Council	\$30.00	\$30.00	\$30.00	\$30.00
Staff time spent dealing with the application. Staff supervision when access is given to inspect documents or for the time taken to prepare transcripts or make photocopies. Printing: As per Administration - General (Photocopying) and actual costs incurred by the agency for preparing copies of computerised information, and for delivery, packaging (i.e USB), and postage of documents.					
Noting - Estimates and Deposits					
Agencies must provide an estimate of charges and may require an advance deposit.A 25% reduction in charges may apply if the person can demonstrate they are financially disadvantaged					

REPORT ITEM CCS805 REFERS

CITY OF ALBANY 2026/2027 Fees Charges

Description	Charge Type	Proposed Fee - 2026/27		Adopted Fee - 2025/26	
		(inc GST)	(ex GST)	(inc GST)	(ex GST)
Administration – General (Cont'd)					
Rates					
Copy of Rates Notice	Council	\$15.00	\$15.00	\$11.00	\$11.00
Transaction history listing for Rates Assessment for more than 1 year – charge per year per assessment	Council	\$15.00	\$15.00	\$15.00	\$15.00
Dishonoured Direct Debit Fee (incl. bank charge)	Council	\$18.00	\$18.00	\$16.00	\$16.00
Instalment Notice Fee	Council	\$7.00	\$7.00	\$7.00	\$7.00
Account Enquiry – Settlement agent for property transfer	Council	\$35.00	\$35.00	\$35.00	\$35.00
Direct Debit Fee – Paid upon commencement for weekly, fortnightly or monthly arrangements	Council	\$30.00	\$30.00	\$21.00	\$21.00
Payment Arrangement Fee – other than by Direct Debit (per year).	Council	\$30.00	\$30.00	\$35.00	\$35.00
Notice of Discontinuance	Council	\$35.00	\$31.82	\$35.00	\$31.82
Legal costs for recovery of overdue rates	Council				
		Recovery of cost of proceedings as per s6.56(1) of the Act		Recovery of cost of proceedings as per s6.56(1) of the Act	
Rural Street Numbering - green metal sign	Council	\$30.00	\$27.27	\$30.00	\$27.27
Other					
Monthly Council Meeting Papers	Council	Free on website		Free on website	
Copy of Council Agenda Item - single item	Council	Free on website		Free on website	
Printed Annual Report	Council	Free on website		Free on website	
Printed Adopted Annual budget	Council	Free on website		Free on website	
Interest on Debtors Accounts (>35 days)	Council	7% p.a		7% p.a	
Land Administration					
Road Closure / Land Administration Request	Council	\$45.00	\$40.91	\$45.00	\$40.91
City Officer Time (unless otherwise stated) per hour					
Chief Executive Officer	Council	\$240.24	\$218.40	\$231.00	\$210.00
Executive Directors	Council	\$223.86	\$203.51	\$215.25	\$195.68
Managers	Council	\$196.56	\$178.69	\$189.00	\$171.82
Desian	Council	\$196.56	\$178.69	\$189.00	\$171.82
Emergency Services Manager and Coordinator	Council	\$163.80	\$148.91	\$157.50	\$143.18
Engineering/Planning Technical Officer	Council	\$163.80	\$148.91	\$157.50	\$143.18
General Administration and Finance Officers	Council	\$120.12	\$109.20	\$115.50	\$105.00
Ranger	Council	\$131.04	\$119.13	\$126.00	\$114.55
Environmental Health Officer	Council	\$152.88	\$138.98	\$147.00	\$133.64
IT Officer Support	Council	\$152.88	\$138.98	\$147.00	\$133.64